

**Name of meeting: Cabinet**

**Date: 17 November 2015**

**Title of report: 'Kirklees Playing Pitch Strategy'**

Is it likely to result in spending or saving £250k or more, or to have a significant effect on two or more electoral wards?	No (not directly but future decisions informed by the framework may do so)
Is it in the <a href="#">Council's Forward Plan</a> ?	Yes
Is it eligible for call in by <a href="#">Scrutiny</a> ?	Yes
Date signed off by <u>Director</u> & name	Ruth Redfern – 5 November 2015
Is it signed off by the Director of Resources?	David Smith – 4 November 2015
Is it signed off by the Assistant Director (Legal Governance and Monitoring)?	Julie Muscroft – 6 November 2015
Cabinet member <a href="#">portfolio</a>	Health & Wellbeing – Cllr Jean Calvert, Portfolio – Community Development Cllr Graham Turner, Portfolio – Resources and Community Safety

**Electoral [wards](#) affected: All**

**Ward councillors consulted: None**

**Public or private: Public**

## 1. Purpose of report

- 1.1 Officers have been working with Sport England and representatives from a number of sport's National Governing Bodies to develop a Playing Pitch Strategy for Kirklees. This provides a comprehensive supply and demand overview of playing pitches, alongside technical assessments to determine pitch quality which directly impacts the capacity that each pitch carries. This information forms an evidence base to help understand the current position of the existing playing pitch stock, to inform the new Local Plan and to support decision making regarding where future pitch provision, and of what type, is required to support participation in a number of sports in the future.
- 1.2 This report requests endorsement from the Cabinet for the Strategy and Action Plan.

## 2. Summary

- 2.1 A new Playing Pitch Strategy was commissioned in January 2014 with the intention that it would:
- provide an evidence base which can be used to inform capital spending decisions or support future funding bids to external agencies in light of the significant financial

pressures faced by Kirklees Council and other providers

- support bids by local clubs and organisations to external funders
- provide an up to date analysis of playing pitch provision in Kirklees
- help inform the development of a new Local Plan for Kirklees.

2.2 The strategy is supported by a detailed assessment report covering bowls, cricket, football, hockey, rugby league, rugby union and tennis. It sets out the current and projected supply and demand position in Kirklees, taking into account the capacity of use of each pitch based on a detailed technical analysis. The technical assessments were carried out in specified mid-season windows in order to truly reflect the condition of each pitch. Based on this evidence, a series of general, sport specific and site specific recommendations have been made.

2.3 As the council is the major provider of playing pitches in the district, it is proposed that council officers will take the lead on addressing the recommendations working with partners and with each sport as appropriate. It is hoped that the strategy will help to identify key priorities for the Council to direct its increasingly scarce resources for maintaining playing pitches. Whilst some solutions may be achieved through capital investment (which may in turn attract external funding) there is no expectation or commitment that the Council must deliver or fund any of the recommendations contained in the strategy.

2.4 The strategy is also designed to support clubs in accessing funding to develop their own playing pitches which may be increasingly common in the future.

### **3. Information required to take a decision**

3.1 The principles and rationale for the strategy were discussed and agreed at Policy Committee on 15 September 2014. Independent consultants were appointed following a tendering exercise.

3.2 The strategy has been developed in accordance with Sport England's approved methodology and is the result of collaboration between representatives from Kirklees Council, Sport England, West Yorkshire Sport and the National Governing Bodies of Football, Cricket, Hockey, Rugby League and Rugby Union. The strategy also covers outdoor tennis and bowls and widespread consultation has taken place with stakeholders from all seven of these sports. Clubs across all sports were given the opportunity to present their views through approved questionnaires.

3.3 A vision has been developed: 'Provide a network of good quality outdoor sports provision, enabling everyone to be physically active and promoting a healthier lifestyle for all.'

3.4 Sport England has three general objectives for a playing pitch strategy:

- To protect the existing supply of sports facilities where it is needed for meeting current and future needs
- To enhance outdoor sports facilities through improving quality and management of sites
- To provide new outdoor sports facilities where there is current or future demand to do so

A series of general recommendations are made under each of these three objectives.

- 3.5 There are also specific recommendations for each sport. These recommendations reflect the National Governing Bodies' ambitions for their sport and are aligned to their sport specific development strategies. For example, the Football Foundation prefers new 3G pitches to be provided at strategically important hub sites rather than as a series of standalone pitches. There is presently a significant shortfall of artificial 3G pitches across the district.
- 3.6 Given that the majority of playing pitches are owned by Kirklees Council, it is proposed that council officers will take the lead on addressing a number of the recommendations, working with partners across the sports sector as appropriate.
- 3.7 There is no expectation, however, that the Council must deliver or fund any of the recommendations in the strategy, although there are potential opportunities to attract inward investment and address some of the recommendations if the Council chooses to pursue these.
- 3.8 The strategy is mindful that in the current financial climate there are limited funds with which to maintain existing pitches, develop new pitches and meet the needs of the different sports. Decisions on where priorities lie, both now and during the lifetime of this strategy, will need to consider these often conflicting pressures and it is likely that the majority of solutions will require a number of stakeholders to work in partnership.
- 3.9 Having an agreed Playing Pitch Strategy will enhance the ability of Kirklees Council and voluntary and community sector clubs to access external funding for investment in playing pitches in Kirklees. This investment may be to maintain or improve existing pitches or to contribute towards new pitches.
- 3.10 The strategy will also help to guide planners in assessing what pitch provision may be needed to meet the demands of a growing population. Where deficiencies exist, it may be possible to utilise funding from the Community Infrastructure Levy to help address these.

#### **4. Implications for the Council**

- 4.1 Playing Pitches play an important role in supporting traditional outdoor sports. These sports provide opportunities for Kirklees residents to be physically active and help the Council to achieve its health and wellbeing ambitions. Grassroots sports clubs form an important part of the local economy and they attract investment and enhance vibrancy across the district. The Playing Pitch Strategy therefore plays an important role in contributing to both the Economic Resilience and Early Intervention and Prevention outcomes.
- 4.2 Traditionally, local authorities have been a key provider of playing pitches. However, in light of the economic pressures facing the Council, resources to maintain, let alone improve, existing pitches are limited. Playing pitches are in continual need of investment in order to ensure they remain safe and functional and pitch quality has a direct impact on the number of games that a pitch can withstand. At the same time, the budget for maintaining the council owned pitches is being reduced and there are limited numbers of voluntary clubs in a position to reduce this burden on the Council. The National Governing Bodies also face financial pressure making it more difficult to secure funds

from alternative sources. As a result, the Council and our sporting partners need a clear strategy to take informed decisions about where its scarce resources are deployed to maximise their impact and to agree which key projects may be prioritised for funding applications. We also need external providers, particularly the voluntary sector, to be able to fill gaps or develop their own projects and this strategy will help to provide the evidence required to support funding applications.

- 4.3 Some voluntary and community sector clubs may be willing to maintain some of the pitches but their ability to undertake this may be adversely affected if cuts to rate relief or increased rents are implemented. There is a risk that the cumulative effect of these decisions will lead to the closure of many of these clubs.
- 4.4 Council officers are well placed to initiate and support some of the conversations with partners and external agencies about how some of these recommendations can be actioned and, therefore, officers may lead on some of the actions once they are determined. It will be the responsibility of officers in those conversations to clearly manage expectations of what the Council will do in respect of the action under discussion.
- 4.5 There are no direct legal, financial or human resource implications as a result of the development of the strategy, although as a consequence of the strategy certain priorities may be agreed which do have such implications. For example, If the district was selected by the Football Foundation for funding to develop a hub of 3G pitches as part of their *Parklife* programme (which would help to address the shortfall in the district), there is likely to be an expectation that the council provides match funding and agrees to transfer its assets to an independent trust.
- 4.6 Whilst there is no expectation that the council must deliver or fund any of the recommendations there is a potential reputational risk given that the majority of playing pitches are owned by Kirklees Council and the strategy does highlight issues around overplaying, lack of capacity and pitch quality. An Equality Impact Assessment has not been undertaken at this stage but any decisions about playing pitches in the future will require an EIA to ensure that decisions do not detrimentally impact on any groups with protected characteristics.
- 4.7 The strategy considers the overall provision of pitches across Kirklees and the recommendations are designed to benefit the whole population. For some disabilities, the adapted format of the sport is transported from playing pitches to alternative surfaces, e.g. wheelchair rugby, however where the appropriate format remains on a playing pitch, it is assumed that pitches within the report are compliant and can cater for accessible play.

## **5. Consultees and their opinions**

- 5.1 The consultants have consulted a number of stakeholders in the development and preparation of this strategy. Sport England, representatives from the National Governing Bodies of Football, Cricket, Hockey, Rugby League and Rugby Union and West Yorkshire Sport sat on a steering group alongside officers from Planning, Physical Resources and Procurement (PRP) and the Sport and Physical Activity Development Team. Representatives from Tennis and Bowls were also consulted.
- 5.2 A key part of the process was the consultation with the voluntary sector clubs and the

majority of clubs contributed their opinions through stakeholder surveys and interviews conducted by the consultants. Primary and secondary schools were also consulted.

- 5.3 The Kirklees Physical Activity and Sports Partnership Executive Board have been consulted and are supportive of the recommendations

## **6. Next steps**

- 6.1 The Playing Pitch Strategy will be published following cabinet approval. It will also be presented as part of the evidence base in the forthcoming Local Plan consultation.
- 6.2 It is proposed that council officers will take the lead on addressing the recommendations working with partners across the sports sector as appropriate.
- 6.3 Progress will be monitored through the Executive Board Kirklees Physical Activity and Sport Partnership (a multi-agency partnership which provides leadership for the Kirklees Physical Activity and Sports Strategy “Everybody Active”) and reviewed on an annual basis. There is Member representation on the Executive Board. Should any action require Council capital investment, it will be submitted to the Council’s Capital Delivery Board for consultation and approval and if required, submitted to Cabinet for approval.

## **7. Officer recommendations and reasons**

- 7.1 Officers recommend that Cabinet approves the publication of the Playing Pitch Strategy.
- 7.2 The strategy provides an evidence base for members, local clubs, planners, developers and funders to help understand the current position of the existing playing pitch stock and to support decision making regarding where future pitch provision, and of what type, is required to support participation in a number of sports in the future. This will inform funding decisions. It also provides an evidence base for decisions related to the Local Plan and meeting the demands of a growing population.

## **8. Cabinet portfolio holder’s recommendations**

- 8.1 The Portfolio Holder’s recommendation is that this strategy should be approved by Cabinet as a basis for developing strategic policy and an overview for future provision.

## **9. Contact officer and relevant papers**

Martin Gonzalez 01484 221000 [martin.gonzalez@kirkees.gov.uk](mailto:martin.gonzalez@kirkees.gov.uk)  
Playing Pitch Strategy and Action Plan – Appendix A  
Playing Pitch Strategy Assessment Report – Appendix B

## **10. Assistant director responsible**

Kimiyo Rickett, Assistant Director, Communities and Leisure



# APPENDIX A

**KIRKLEES**

**PLAYING PITCH STRATEGY & ACTION PLAN**

**SEPTEMBER 2015**

**Integrity, Innovation, Inspiration**

1-2 Frecheville Court ◀ off Knowsley Street ◀ Bury BL9 0UF  
T 0161 764 7040 ◀ F 0161 764 7490 ◀ E mail@kcp.co.uk ◀ www.kcp.co.uk



6543

# KIRKLEES PLAYING PITCH STRATEGY

---

## CONTENTS

GLOSSARY .....	3
EXECUTIVE SUMMARY .....	4
PART 1: INTRODUCTION .....	7
PART 2: VISION .....	14
PART 3: KEY ISSUES.....	15
PART 4: SPORT BY SPORT RECOMMENDATIONS & SCENARIOS.....	20
PART 5: OBJECTIVES.....	25
PART 6: STRATEGIC RECOMMENDATIONS .....	26
PART 7: ACTION PLAN .....	46
PART 8: KEEP THE STRATEGY ROBUST AND UP TO DATE .....	96
APPENDIX ONE: STRATEGIC CONTEXT .....	100
APPENDIX TWO: FUNDING PLAN .....	106
APPENDIX THREE: TERMS OF REFERENCE.....	110

# KIRKLEES PLAYING PITCH STRATEGY

---

## GLOSSARY

AGP	Artificial Grass Pitch
3G	Third Generation (artificial turf)
NGB	National Governing Body
FA	Football Association
ECB	England and Wales Cricket Board
EH	England Hockey
RFU	Rugby Football Union
S106	Section 106
FIT	Fields in Trust
GIS	Geographical Information Systems
KKP	Knight, Kavanagh and Page
NPPF	National Planning Policy Framework
FPM	Facilities Planning Model
FE	Further Education
HE	Higher Education
TGR	Team Generation Rate
CSP	County Sports Partnership



# KIRKLEES PLAYING PITCH STRATEGY

---

## EXECUTIVE SUMMARY

In light of economic pressures facing Kirklees Council, the development and implementation of a new Local Plan, and in order to consider how the council can best achieve its aspirations for Health and Wellbeing, a new Playing Pitch Strategy was commissioned.

The strategy has been developed in accordance with Sport England's approved methodology, and is the result of collaboration between representatives from Kirklees Council, Sport England, West Yorkshire Sport and the National Governing Bodies of Football, Cricket, Hockey, Rugby League and Rugby Union. The strategy also covers outdoor tennis and bowls, and consultation has taken place with stakeholders from all seven of these sports.

The aims of the strategy are to provide:

- ◀ A vision for the future improvement and prioritisation of playing pitches
- ◀ A series of strategic recommendations which provide a strategic framework for the improvement, maintenance, development and, as appropriate, rationalisation of the playing pitch stock.
- ◀ A series of sport by sport recommendations which provide a strategic framework for sport led improvements to provision.
- ◀ A prioritised area-by-area action plan to address key issues

The findings are drawn from a detailed assessment of the current and projected supply of and demand for playing pitches and a technical analysis of pitch quality and usage levels. The findings of these assessments provide the evidence of where provision needs further consideration and/or to be protected/ enhanced. This has informed the development of both strategic and sport specific recommendations. Finally, the strategy sets out site by site recommendations.

## Vision

*'Provide a network of good quality outdoor sports provision, enabling everyone to be physically active and promoting a healthier lifestyle for all.'*

In accordance with the Sport England framework, strategic recommendations are designed to meet one of 3 key objectives. Each objective therefore comes with a series of recommendations:

## OBJECTIVE 1

To protect the existing supply of sports facilities where it is needed for meeting current and future needs

### Recommendations:

- a. Ensure, through the use of the Playing Pitch Strategy, that sports facilities are protected through the implementation of policy.
- b. Secure tenure and access to sites through a range of solutions and partnership agreements.
- c. Maximise community use of outdoor sports facilities where there is a need to do so.

# KIRKLEES PLAYING PITCH STRATEGY

---

## **OBJECTIVE 2**

To enhance outdoor sports facilities through improving quality and management of sites

### **Recommendations:**

- d. Improve pitch quality on poor quality sites.
- e. Adopt a tiered approach (hierarchy of provision) to the management and improvement of sites.
- f. Work in partnership with stakeholders to secure funding
- g. Secure developer contributions.

## **OBJECTIVE 3**

To provide new outdoor sports facilities where there is current or future demand to do so.

### **Recommendations:**

- h. Rectify quantitative shortfalls through the current pitch stock.
- i. Identify opportunities to add to the overall stock to accommodate both current and future demand.

These strategic recommendations are supplemented by the sport specific recommendations, which are:

### **FOOTBALL RECOMMENDATION**

Seek to focus future investment in key football hub sites, to include improvement of changing facilities and creation of new 3G AGPs to serve the game for training, affiliated match play and recreational football.

### **CRICKET RECOMMENDATION**

Protect all current provision, including local authority pitches for Sunday cricket, and work to reduce over play on club sites.

### **RUGBY UNION RECOMMENDATION**

Work towards reducing over play at Club sites and increase the quality of pitches and ancillary facilities as required.

### **RUGBY LEAGUE RECOMMENDATION**

Protect current provision and work towards improving quality and reducing overplay.

### **HOCKEY RECOMMENDATION**

Protect current provision and improve pitch quality where possible and appropriate.

# KIRKLEES

## PLAYING PITCH STRATEGY

---

### **BOWLS RECOMMENDATION**

Maximise access to existing provision.

### **TENNIS RECOMMENDATION**

Maximise access to existing provision and work towards improving the quality of provision.

Broadly speaking, it is clear that the playing pitch stock in Kirklees suffers from issues linked to poor quality and overuse, which are at risk of being exacerbated if cuts impact of maintenance regimes. There is also a marked deficiency in the number of 3G pitches across the Borough. There may, however, be opportunities for a number of partners and sports to come together to address some of these issues, and in particular the development of 3G hub sites might provide a solution to some of the supply and demand and overplay issues on pitches for football and both rugby codes.

The scale of the challenges is significant and financial pressures within the public sector mean that it is unrealistic to expect that these can all be met. With the potential for cuts to the level of maintenance of council owned playing pitches a real possibility and given the limited availability of external funding available, it should be clearly understood that not all these recommendations can be delivered. It will also be important to manage expectations about what the council's role will be in the years to come, and there may be an even greater reliance going forward on pitches being owned or maintained by the private or voluntary and community sector.

There will need to be collaboration between the Council, National Governing Bodies of Sport (NGBs), Sport England, schools, further/higher education providers, community clubs and private landowners to consider priority actions which meet strategic needs and are both viable and sustainable. The council should seek to provide support wherever possible for any external organisations who are seeking to address any of the recommendations.

Although the strategy can be used by any organisation to support their own plans and aspirations, it is recognised that Kirklees Council will lead on a number of the recommendations in relation to the sites that the currently control. The council will develop annual action plans, capture achievements, report progress and update the recommendations at set points throughout the strategies timeline to the Executive Board of the Kirklees Physical Activity and Sport Partnership, a multi-agency group who have been responsible for the updating of the strategy for sport and physical activity in Kirklees. This will provide a level of accountability and scrutiny and ensure the strategy remains at the forefront of strategic decision making.

# KIRKLEES

## PLAYING PITCH STRATEGY

---

### PART 1: INTRODUCTION

This is the Playing Pitch Strategy (PPS) for Kirklees Council (KC) and its partners. Building upon the preceding Assessment Report it provides a strategic framework for the maintenance and improvement of existing outdoor sports pitches and ancillary facilities between 2015 and 2020. The PPS covers the following playing pitches and outdoor sports:

- ◀ Football pitches
- ◀ Cricket pitches
- ◀ Rugby league pitches
- ◀ Rugby union pitches
- ◀ Artificial grass pitches (AGPs)
- ◀ Bowling greens
- ◀ Tennis courts

The Strategy is capable of:

- ◀ Providing adequate planning guidance to assess development proposals affecting playing fields, as appropriate, directing open space contributions secured through development and informing and shaping local planning policy
- ◀ Inform the protection and provision of sports facilities and the Infrastructure Delivery Plan and S106 and CIL schedules.
- ◀ Informing land use decisions in respect of future use of existing outdoor sports areas and playing fields (capable of accommodating pitches) across the Borough;
- ◀ Providing a strategic framework for the provision and management of outdoor sports across the Borough;
- ◀ Supporting external funding bids and maximise support for outdoor sports facilities;
- ◀ Providing the basis for on-going monitoring and review of the use, distribution, function, quality and accessibility of outdoor sport.

#### 1.1: Structure

The Strategy has been developed from research and analysis of playing pitch provision and usage within Kirklees to provide:

- ◀ A vision for the future improvement and prioritisation of playing pitches
- ◀ A series of strategic recommendations which provide a strategic framework for the improvement, maintenance, development and, as appropriate, rationalisation of the playing pitch stock.
- ◀ A series of sport by sport recommendations which provide a strategic framework for sport led improvements to provision.
- ◀ A prioritised area-by-area action plan to address key issues.

The Strategy and Action Plan recommends a number of priority projects for Kirklees, which should be implemented from 2015 to 2020. It is outlined to provide a framework for improvement and, although resources may not currently be in place to implement it, potential partners and possible sources of external funding may be identified.

The recommendations that come out of this strategy must be translated into local plan policy so there is a policy mechanism to support delivery and secure provision/investment where the opportunity arises.

# KIRKLEES

## PLAYING PITCH STRATEGY

---

There is a need to build key partnerships between the Council, National Governing Bodies of Sport (NGBs), Sport England, schools, further/higher education providers, community clubs and private landowners to maintain and improve playing pitch provision. In these instances, the potential for the Council to take a strategic lead is more limited (except in terms of Section 106 Agreements). This document will provide clarity about the way forward, and allow key organisations to focus on the key issues that they can directly influence and achieve.

### 1.2 Context

As outlined by the Council in the preparation stages of the study, the key drivers for a new PPS are to:

- ◀ The current Playing Pitch Strategy was published in 2006 and is now out of date
- ◀ Budget cuts for local authorities are posing significant pressures on Councils abilities to maintain and develop their playing pitch stock. This document will help to identify areas that need prioritising, including key sites, and will reflect supply and demand analysis, team generation and future projection rates.
- ◀ To provide a baseline for current and future supply and demand assessments for each of the sports being considered, and also set out a vision with a strategic approach to playing pitch provision in the Borough in the short, medium and long term.
- ◀ To provide an evidence base for use in planning, investment and sports development decisions.
- ◀ To provide a robust and up-to-date evidence base to inform the policy direction of the new Local Plan, specifically the development of planning policies concerned with the protection of playing fields and new playing pitch provision required to meet future demand. The findings and recommendations will also be used as a basis upon which to consider planning applications and development proposals involving playing pitches and the requirement for new open space.
- ◀ To establish the principles to help inform where future resources should be focused and evidence need for funding bids to increase and improve playing pitch provision.

### *Planning context*

The National Planning Policy Framework March 2012 (NPPF) recognises that access to high quality open spaces and opportunities for sport and recreation can make an important contribution to the health and well-being of communities.

NPPF requires that planning policies are based on robust and up-to-date assessments of the needs for open space, sports and recreation facilities and opportunities for new provision. The assessments should identify specific needs and quantitative or qualitative deficits or surpluses of open space, sports and recreational facilities in the local area.

Paragraph 74 of NPPF is concerned with the protection of existing open space, sports and recreational buildings and land, including playing fields. One of the matters set out is that such buildings and land should not be built on unless an assessment has been undertaken which has clearly shown the open space, buildings or land to be surplus to requirements. National Planning Practice Guidance (March 2014) refers local authorities to Sport England's guidance on how to assess the need for sport and recreation facilities.

# KIRKLEES

## PLAYING PITCH STRATEGY

---

Kirklees Council has an adopted Unitary Development Plan (UDP) that sets out the council's policies and proposals for the use and development of land and buildings. The plan was adopted on 1 March 1999 and constitutes the statutory development plan. It includes saved planning policies for the protection of land designated as urban greenspace (UDP policy D3) and private playing fields (UDP policy R7A)

The Council is in the process of preparing a new Local Plan to replace the UDP. This plan will be prepared in the context of the National Planning Policy Framework and will set out policies and proposals for the protection of open space and playing fields in accordance with the framework.

### **Strategic context summary**

Everybody Active: The Kirklees Physical Activity and Sports Plan 2015 – 2020 provides direction in respect of getting more of the population active be it through everyday life, travel, recreation or sport. Referencing these ambitions, the objective of this Strategy is to provide built facility infrastructure that is fit for purpose to facilitate current and anticipated future demand for sport and recreational activity.

Austerity and a continuing squeeze on local government finance, coupled with modest economic growth make these challenging times for sport and recreation providers. Capital funding for new projects is expected to be scarce and operational subsidies for facility management will be reduced, if available at all. In light of this, and the limited resources of external funders, it must be accepted that is not realistic to expect all the recommendations to be met. It is also a reality that maintenance of playing pitches in the future will rely increasingly on the voluntary club network.

In Kirklees an estimated one third of the adult population is active i.e. taking 150 minutes moderate intensity activity per week. Based on the 2012 adult population of 339,000, this leaves a ball park figure of 225,000 people to convert to regular activity. If population growth is factored in, Kirklees will have 250,000 potential new regular participants over the next 5 year period. In addition to population growth there is potential for new housing within the Borough. Although exact locations are unknown the impact of a housing increase should also be considered within the context of the Strategy.

Kirklees is a blend of urban and rural areas. It is predominately urban in the north and rural in the south, linked together by Huddersfield, a large town of some 145,000 people. Like many authorities it encompasses significant areas of wealth, mostly in the south and areas of high deprivation, mostly in the north. It has a mixed population, predominately white but with significant levels of people from black and minority ethnic groups, notably Asian and British Asian who make up 21% of the resident population.

# KIRKLEES PLAYING PITCH STRATEGY

## 1.4 Headline findings

The table below highlights the quantitative headline findings from the Kirklees Playing Pitch Assessment Report. Potential actions on quality versus quantity are also provided as an indicative snapshot. Future demand is calculated by using team generations rates (TGRs) to predict the likely number of teams in the future and therefore number of additional match equivalent sessions required.

Sport	Analysis Area	Current shortfalls	Future shortfalls (2037)	Future spare capacity	Potential actions
Football (grass pitches)	Batley & Spen	Shortfall of 19.5 adult, 6 youth 11v11 and 7 9v9 match equivalent sessions.	Shortfall of 20.5 adult, 9 youth 11v11 and 9 9v9 match equivalent sessions.	Spare capacity of 2 match equivalents on 7v7 pitches and 2.5 on 5v5 pitches.	Consideration should be given to the role that AGPs could play in reducing shortfalls alongside enhanced/increased/reconfigured grass provision.
	Dewsbury & Mirfield	Shortfall of 2 youth 11v11 and 2.5 9v9 match equivalent sessions.	Shortfall of 4 youth 11v11 and 3.5 9v9 match equivalent sessions.	Spare capacity of 5 match equivalents on adult pitches, 1 on 7v7 and 0.5 on 5v5.	Quality improvements and reconfiguration likely to accommodate most shortfalls.
	Huddersfield	Shortfall of 5.5 youth 11v11 and 8.5 9v9 match equivalent sessions.	Shortfall of 9.5 youth 11v11 and 10.5 9v9 match equivalent sessions.	Spare capacity of 6 match equivalents on adult pitches, 1 on 5v5.	Quality improvements and reconfiguration likely to accommodate youth 11v11 shortfalls but additional 9v9 pitches required. Consideration should be given to the role that AGP's could play.
	Rural East	Shortfall of 9 youth 9v9 and 5 7v7 match equivalent sessions.	Shortfall of 10.5 youth 9v9 and 7 7v7 match equivalent sessions.	Spare capacity of 1 match equivalents on adult pitches.	Quality improvements could accommodate some shortfalls but likely that additional pitches required. Consideration should be given to the role that AGP's could play.
	Rural West	Shortfall of 11.5 adult, 2 youth 11v11 and 2 9v9	Shortfall of 13 adult, 3.5 youth 11v11 and 3 9v9	Spare capacity of 0.5 match equivalents on 7v7	Quality improvements could accommodate some

## KIRKLEES PLAYING PITCH STRATEGY

Sport	Analysis Area	Current shortfalls	Future shortfalls (2037)	Future spare capacity	Potential actions
		match equivalent sessions.	match equivalent sessions.	pitches.	shortfalls but likely that additional pitches required. Consideration should be given to the role that AGP's could play.

Sport	Analysis Area	Current picture	Future demand (2037)	Potential actions
Football (3G AGPs)	Batley & Spen	Shortfall of 2 3G pitches based on FA model.	Pitch/s will require <b>resurface</b> .	Creation of new AGPs in the future either as football hubs or individual AGP's in strategic locations
	Dewsbury & Mirfield	Shortfall of 1 3G pitch based on FA model.	Pitch/s will require <b>resurface</b> .	Creation of new AGPs in the future either as football hubs or individual AGP's in strategic locations
	Huddersfield	Shortfall of 2 3G pitch based on FA model.	Pitch/s will require <b>resurface</b> .	Creation of new AGPs in the future either as football hubs or individual AGP's in strategic locations
	Rural East	Shortfall of 2 3G pitch based on FA model.	Pitch/s will require <b>resurface</b> .	Creation of new AGPs in the future either as football hubs or individual AGP's in strategic locations
	Rural West	Shortfall of 2 3G pitch based on FA model.	Pitch/s will require <b>resurface</b> .	Creation of new AGPs in the future either as football hubs or individual AGP's in strategic locations
Cricket	Batley & Spen	Shortfall of 31 matches per season	Shortfall of 31.5 matches per season	Additional wickets will be required.
	Dewsbury & Mirfield	Shortfall of 22 matches per season	Shortfall of 22.5 matches per season	Additional wickets will be required.
	Huddersfield	Shortfall of 95 matches per season	Shortfall of 96 matches per season	Additional wickets will be required.
	Rural East	No current shortfalls	Shortfall of 0.5 matches per season	Current supply likely to accommodate demand, some quality improvements may be required.
	Rural West	Shortfall of 84 matches per season	Shortfall of 84.5 matches per	Additional wickets will be required.



## KIRKLEES PLAYING PITCH STRATEGY

Sport	Analysis Area	Current picture	Future demand (2037) season	Potential actions
Rugby union	Batley & Spen	Shortfall of 3 match equivalent sessions	Will increase further if clubs grow as predicted.	Majority of current shortfall can be accommodated with pitch improvements and additional floodlighting.
	Dewsbury & Mirfield	No current demand for pitches	No demand expected.	N/A
	Huddersfield	Shortfall of 7 match equivalent sessions	Will increase further if clubs grow as predicted.	Majority of current shortfall can be accommodated with pitch improvements and floodlighting but additional pitches are likely to be needed in the future.
	Rural East	No current demand for pitches	No demand expected.	N/A
	Rural West	No current demand for pitches	No demand expected.	N/A
Rugby league	Batley & Spen	Shortfall of 5 senior, 8.5 junior and 1 primary match equivalent sessions	Shortfall of 5.5 senior, 9 junior and 2 primary match equivalent sessions	Priority on improving quality to reduce shortfalls.
	Dewsbury & Mirfield	Shortfall of 27.75 senior, 4 junior and 1 primary match equivalent sessions	Shortfall of 29.25 senior, 5 junior and 2.5 primary match equivalent sessions	Additional pitches required. Quality improvements could accommodate some shortfalls.
	Huddersfield	Shortfall of 19 senior match equivalent sessions	Shortfall of 19 senior, 0.5 primary match equivalent sessions	Additional pitches required. Quality improvements could accommodate some shortfalls.
	Rural East	Shortfall of 5.75 senior match equivalent sessions	Shortfall of 0.5 primary match equivalent sessions	Priority on improving quality to reduce shortfalls.
	Rural West	Shortfall of 20.5 senior and 3 junior match equivalent sessions	Shortfall of 21 senior and 2 primary match equivalent sessions	Additional pitches required. Quality improvements could accommodate some shortfalls.
Hockey (Sand AGPs)	Batley & Spen	Current demand being met.	Pitch/s will require resurface.	Quality improvements as and when required.

## KIRKLEES PLAYING PITCH STRATEGY

Sport	Analysis Area	Current picture	Future demand (2037)	Potential actions
	Dewsbury & Mirfield	No current demand for pitches	No demand expected.	N/A
	Huddersfield	Current demand being met.	Pitch/s will require <b>resurface</b> .	Quality improvements as and when required.
	Rural East	<b>Unmet demand</b> from Storthes hall conversion	Pitch/s will require <b>resurface</b> .	Transfer play
	Rural West	No current demand for pitches	No demand expected.	N/A

As highlighted above there are significant shortfalls in match equivalents sessions across the whole of Kirklees and across all of the pitch sports. The strategy therefore will look at ways to reduce the shortfalls through a variety of recommendations and actions.

# KIRKLEES PLAYING PITCH STRATEGY

---

## PART 2: VISION

### 2.1 Vision

This study has been developed on the basis of the above strategic drivers in order to ensure that it reflects the Council's wider ambitions. A vision has been set out to provide a clear focus with desired outcomes for the Kirklees Playing Pitch Strategy:

*'Provide a network of good quality outdoor sports provision, enabling everyone to be physically active and promoting a healthier lifestyle for all.'*

# KIRKLEES PLAYING PITCH STRATEGY

---

## PART 3: KEY ISSUES

In order to help develop the recommendations/actions and to understand their potential impact, a number of relevant scenario questions are tested against the key issues in this section for the playing pitch sports resulting in the sport specific recommendations. The section below highlights the summary boxes from each sports section within the assessment report:

### Football summary

#### *Supply*

- ◀ The audit identifies a total of 378 football pitches in Kirklees. Of these, 322 are available, at some level, for community use
- ◀ Most football pitches available for community use are assessed as being of standard quality (53%) or good quality (25%), with less than a quarter (22%) assessed as poor

#### *Demand*

- ◀ 655 teams were identified as playing on pitches within Kirklees, however 22 of these play matches on FA certified AGP pitches
- ◀ There are three clubs (Liversedge FC, AFC Emley and Shelley FC) playing within the football pyramid structure at Steps 5, 6 and 7. All three clubs currently meet the required facilities specifications for their respective leagues.
- ◀ Imported demand from three Bradford based clubs for matches increases demand for adult pitches.

#### Training

- ◀ Access to training facilities, particularly floodlit 3G pitches, is a key issue within Kirklees. Many teams report a lack of available capacity and as a result a number have stopped training completely.
- ◀ There is exported demand for training facilities from two teams travelling to nearby Bradford to access AGPs. This reduces some demand for pitches within Kirklees.

### Cricket summary

#### *Supply*

- ◀ In total, there are 70 grass cricket pitches identified in Kirklees, accommodating 363 teams (164 senior and 199 junior teams).
- ◀ There are 26 artificial wickets, mostly within education sites. None are currently used for competitive matches.
- ◀ All grass wickets are available for community use, only two are currently unused; these are Hyrstlands Park and Batley Grammar School.

#### *Demand*

- ◀ The split of senior teams playing across Kirklees is very heavily focussed on Saturday cricket with 71% of teams playing on this day, 17% play on Sundays and 12% play midweek (evening league) cricket.
- ◀ Population forecasts indicate that there will be future demand for seven senior teams and 28 more junior teams.

## KIRKLEES PLAYING PITCH STRATEGY

---

- ◀ There are only 0.5 matches of spare capacity on pitches on Saturdays and 13.5 on Sundays.
- ◀ There is no spare capacity on local authority pitches on Sundays which is where the majority of Sunday cricket takes place.

### *Training*

- ◀ Training provision is in an issue in Kirklees with 74% of clubs reporting that additional training facilities are required.

### **Rugby union summary**

#### *Supply*

- ◀ In total, there are eight senior pitches and one mini; all of which are available for community use and used.
- ◀ Of the senior pitches one is rated as good quality, five as standard and two as poor. The mini pitch is rated as poor. Poor quality is a combination of over use, poor weather and inadequate maintenance.

#### *Demand*

- ◀ There are three community clubs and one University club servicing Kirklees, consisting of 41 teams (12 senior, 12 junior and 17 minis).
- ◀ There is no spare capacity on any of the pitches within Kirklees and all are over played.

#### *Training*

- ◀ The main reason for over play is excessive training on the pitches. Only Cleckheaton RFC trains off site and this is due to having only one pitch at the home ground.
- ◀ Clubs choose to train at the home ground in order to avoid additional costs.
- ◀ A World Rugby compliant pitch could also offer an alternative training venue for teams in order to reduce over play. The pitch could also offer spare capacity for fixtures should demand increase as predicted.

### **Rugby league summary**

#### *Supply*

- ◀ There are 59 dedicated rugby league pitches in Kirklees (47 senior, 10 junior and two primaries) across 38 sites. All but five pitches are available for community use.
- ◀ The majority of clubs lease or rent the pitches from Kirklees Council
- ◀ Of the 59 pitches in Kirklees, most (30) are assessed as poor quality. There are 27 standard quality pitches and only two assessed as good quality
- ◀ Changing facilities where present are generally regarded as poor. Several teams do not have access to onsite changing provision and in some cases make use of local community buildings and halls which may not be appropriate

#### *Demand*

- ◀ There are a total of 134 rugby league teams competing in Kirklees, made up of 35 senior, 46 junior (U13-U18) and 53 primary (U7-U12) teams. There are three ladies teams, one Men's University team and three College teams

## KIRKLEES PLAYING PITCH STRATEGY

---

- ◀ There is a need for 80.5 match equivalent sessions on senior pitches in Kirklees in order to accommodate overplay and future demand. The main issue is that over half of rugby league pitches are poor quality, limiting the recommended capacity. In addition, some pitches are played throughout the winter and summer season without time to rest
- ◀ There are not enough junior or primary pitches to accommodate current and future demand. There is the need for 27.5 and 7.5 match equivalent sessions on junior and primary pitches respectively

### *Training*

- ◀ Overplay can only be dealt with by improving pitch quality or providing access to more training pitches or areas, ideally with floodlights. There is not enough spare capacity expressed in the respective areas to meet this level of demand currently or in the future.

### **Hockey summary**

#### *Supply*

- ◀ There are five AGPs suitable for hockey within Kirklees; Heckmondwike Grammar School, Hyrstmount , Lockwood Park, Mirfield Free Grammar School and Storthes Hall Park;
- ◀ however, Heckmondwike Grammar School is not floodlit, Hyrstmount is unavailable during peak time and plans are in place to replace the sand based pitch at Storthes Hall Park with a 3G pitch.
- ◀ Mirfield Free Grammar School is assessed as good quality whilst Storthes Hall Park is deemed poor. The remaining pitches are rated standard.
- ◀ Plans to develop an additional hockey suitable AGP are underway at Royds Hall Community School.

#### *Demand*

- ◀ There are nine hockey clubs within Kirklees providing a total of 26 teams. In addition the University of Huddersfield also field two senior teams which currently play midweek.
- ◀ All junior teams play outside of Kirklees due to the nature of the Yorkshire Hockey Association.
- ◀ Consultation highlights a trend of decline within hockey clubs over recent years. Two clubs (Huddersfield Dragons HC and Cleckheaton Ladies HC) report a decrease in playing members whilst no clubs report an increase.
- ◀ Based on 18 senior teams playing within Kirklees there is a requirement for three full size AGPs, of which there are currently five. However, Hyrstmount is unavailable during peak time, Heckmondwike Grammar School is without floodlighting and Storthes Hall Park could soon become 3G, leaving a shortfall of two.
- ◀ Any current shortfall of pitches could be prevented by ensuring future use of Hyrstmount during peak time and/or the creation of an additional AGP at Royds Hall Community School.

### **3G AGP summary**

#### *Supply*

- ◀ There are five 3G pitches in Kirklees. One 3G pitch owned by Huddersfield Town FC has been discounted from the analysis as it is not available for community use.

## KIRKLEES PLAYING PITCH STRATEGY

---

- ◀ There are no 60mm pile carpets compliant to World Rugby or Rugby League Community Standard.
- ◀ In the main, availability and access to current provision in the peak period is generally good. Where there is provision on education sites, this is generally made available after school and at weekends.
- ◀ Two of the five full size pitches in Kirklees are assessed as good quality. One pitch is assessed as poor quality, located at Batley Sports & Tennis Centre (however, the pitch is due to be resurfaced).

### *Demand*

- ◀ All full size 3G pitches are operating at capacity for midweek football training but there may be some spare capacity for matches at weekends (provided a test certificate is attained).
- ◀ The FA model estimates that one full size AGP can service 60 teams. On the basis there are 655 teams playing competitive football in Kirklees, there is a recommended need for 11 full size 3G pitches to cater for football demand, currently there are four.
- ◀ Current demand by analysis area equates to the need for a total of 13 pitches, one additional pitch in the Dewsbury & Mirfield and two additional pitches in the Batley & Spen, Rural East and Rural West and Huddersfield areas. The FPM also highlights short falls in the order of eight AGPs which is in line with the FA model.

### *Training*

- ◀ Over half of football clubs which submitted views express additional demand for training facilities and all specified 3G pitches as a requirement

## **Bowls summary**

### *Supply*

- ◀ There are 83 crown green bowling greens in Kirklees. Of these, 22 are maintained by the council. The majority are private sports or social club greens.
- ◀ In general the quality of bowling greens in Kirklees is considered good with nearly all sites being assessed as good quality. Only five sites rate as standard.
- ◀ Clubs using council greens rate quality as good (59%) or standard (41%). No clubs consider provision to be poor.
- ◀ A total of 59% of clubs using council sites report that the quality of their home green has improved from the previous season. Just over a third (35%) state there has been no change.
- ◀ Vandalism is highlighted at several sites; with incidents of ball games, bike use and fires being noted

### *Demand*

- ◀ Junior membership is more prevalent at private clubs compared to council based clubs.
- ◀ Analysis of club membership shows that demand has generally remained static over the previous three years. Nearly a third of clubs (29%) report increasing membership but none consider this to be restricting any further growth.
- ◀ No club (private or based at council sites) suggest additional bowling greens would lead to increases in membership levels. Therefore it would appear that there are enough greens available for community use to accommodate both the current and future demand.

# KIRKLEES PLAYING PITCH STRATEGY

---

## Tennis Summary

### *Supply*

- ◀ There are a total of 102 tennis courts provided in Kirklees across 25 sites. Provision can be found on a range of sites including sports clubs and parks. There are 28 courts across council managed sites.
- ◀ In addition, there are 15 secondary schools providing 60 courts, all of which are available to the community. However, these tend to be multipurpose facilities which can act as a playground.
- ◀ Of provision, 89 courts (87%) are assessed as good quality and 12 courts (12%) assessed as average quality. The remaining court, located at Carr House Park, is assessed as poor quality.
- ◀ Nearly half of courts (42%) in Kirklees have floodlights. Floodlit courts are nearly all based at club sites.

### *Demand*

- ◀ There are 17 tennis clubs located in Kirklees. Of the 14 clubs which were consulted, 10 assess their courts as good with the other four viewing quality as standard.
- ◀ Nine clubs suggest they have development plans or aspirations to improve current facilities. However, only Oakfield Tennis Club and Shepley Tennis Club have funding secured.
- ◀ On the whole senior and junior membership at clubs has remained roughly the same; although some clubs do report fluctuations. Only three clubs identify membership for both seniors and juniors have increased; Marsden TC, Cleckheaton Lawn TC and Mirfield TC.
- ◀ Both Longley Community Sports Club and Grove Park TC identify a decrease in senior and junior membership levels. For juniors, both clubs cite a lack of coaches.
- ◀ All council courts at park sites are available for recreational play purposes. The level of usage is hard to determine but anecdotal evidence suggests these are well used but that there is plenty of spare capacity.
- ◀ A handful of clubs suggest that with better ancillary facilities and/or with greater availability of court time they could provide more teams/increase membership levels.
- ◀ It appears that any increases in future demand could be accommodated at existing sites.



# KIRKLEES PLAYING PITCH STRATEGY

## PART 4: SPORT BY SPORT RECOMMENDATIONS & SCENARIOS

The following objectives and scenarios have been created through the use of the sport specific issues within the assessment report and in consultation with the NGBs:

### FOOTBALL RECOMMENDATION

Seek to focus future investment in key football hub sites, to include improvement of changing facilities and creation of new 3G AGPs to serve the game for training, affiliated match play and recreational football.

### Scenario testing

The alternative to grass pitches is the use of AGPs for competitive matches and this is something that the FA is supporting via the England Commission findings, particularly for mini football and 9v9. If we assume each format of football for 5v5, 7v7 and 9v9 has its own dedicated set of hub sites across the local authority boundary, a total of **16** full size 3G pitches would be required at peak time (Sun AM 9.30-1.30pm).

Format	Number of Full size 3G required
5v5	3
7v7	7
9v9	6

### FA modelling

Having dedicated 3G pitches for each format of football may not be the most appropriate provision in a large rural authority like Kirklees. The FA has developed its own model to highlight how many AGP's would be required to move current council pitch users from grass and onto 3G in each of the analysis areas. This approach differs from the above by allowing different formats to use the same pitch and potentially 'sweat the assets' further.

*Total number of teams playing on local authority pitches x 0.5 (to allow for home and away fixtures)*

Analysis area	Number of AGPs
Batley & Spen	2
Dewsbury & Mirfield	3
Huddersfield	4
Rural East	2
Rural West	2
<b>KIRKLEES</b>	<b>13</b>

Both of these scenarios would allow the council to reduce their maintenance work (not remove entirely) carried out on mini football and 9v9 pitches and potentially move this budget onto youth 11v11 and adult 11v11 pitches to try and improve the pitch quality in line with the playing pitch strategy recommendations.

## KIRKLEES PLAYING PITCH STRATEGY

---

The FA would recommend that rather than developing single 3G pitches in isolation, hub sites with two or three full size pitches should be explored alongside a new financially sustainable management and operational model for football.

### **Grass pitches**

- ◀ Work with WRCFA and SHFA to identify potential hub sites in each area of Kirklees that could become a focal point for football delivery and to inform site by site action plan.
- ◀ Where pitches are assessed as poor quality at key strategic sites, review maintenance regimes to ensure it is of an appropriate standard to sustain/improve pitch quality.
- ◀ Transfer play on sites which are played to capacity or overplayed to alternative venues which are not operating at capacity or are not currently available for community use.
- ◀ Work to accommodate displaced, latent and future demand on sites which are not operating at capacity or are not currently available for community use.
- ◀ Seek to improve changing provision on key strategic sites.
- ◀ Ensure that teams are playing on the correct sized pitches.
- ◀ Work with schools to maximise access to secondary schools and academies to address latent, displaced or future demand and to develop school-club links.
- ◀ Improve quality on adult pitches to provide additional capacity.
- ◀ Ensure all club sites have security of tenure.

### **3G pitches**

- ◀ Seek to provide new AGPs on key hub sites to reduce shortfalls and ensure that they are fully utilised and available for community use at peak times, including weekends. All new pitches should be FA tested.
- ◀ Ensure that sinking funds are in place to maintain 3G pitches in the long term and consider the operational and management model of future hub sites.
- ◀ Ensure that all current AGPs are FA tested and reviewed.
- ◀ Ensure that all new full size 3G pitches are built to correct size specifications.

### **CRICKET RECOMMENDATION**

Protect all current provision, including local authority pitches for Sunday cricket, and work to reduce over play on club sites.

- ◀ Protect current levels of provision and seek to provide new fine turf or non-turf wickets to accommodate over play.
- ◀ Support clubs to develop and improve 'off pitch' practice facilities or additional access to training provision elsewhere.
- ◀ Ensure all club sites have security of tenure.
- ◀ Improve maintenance of local authority sites.
- ◀ Ensure that any facilities developed support opportunities for women's and girl's competitive cricket.
- ◀ Greater use of artificial wickets could be one way to alleviate some of the over play.

### **Scenario testing**

*How many synthetic turf wickets would be required to accommodate over play?*

## KIRKLEES PLAYING PITCH STRATEGY

There is over play of **235** matches per season in Kirklees. To accommodate these matches on synthetic wickets (60 matches per wicket, per season) there would be a requirement for a minimum of **four** synthetic wickets depending on match days/times.

### RUGBY UNION RECOMMENDATION

Work towards reducing over play at Club sites and increase the quality of pitches and ancillary facilities as required.

- ◀ Improve the quality and maintenance of pitches to help address overplay.
- ◀ Ensure all clubs have security of tenure.
- ◀ Ensure all clubs have access to additional training areas.
- ◀ Floodlighting would help to alleviate over play, however pitch improvements would also be required.
- ◀ Consider provision of additional pitches as a way to reduce over play.

### Scenario testing

*How is capacity affected if match equivalents for training are removed?*

Match equivalents for training specifically taking place on competitive pitches (i.e. not training on the side of the pitch or other grassed areas, etc.) at the home grounds, has been removed as follows:

- ◀ Cleckheaton RFC – one match equivalent
- ◀ Huddersfield YMCA – three match equivalents
- ◀ Lockwood Park – Two match equivalents

Site ID	Site name	Security of tenure	Pitch type	No. of pitches	Floodlit?	Match equivalent sessions (per week)	Site capacity (sessions per week)	Capacity rating
32	Cleckheaton Sports Club	Secured	Senior	1	Yes	2	2	0
115	Lockwood Park	Secured	Senior	1	Yes	1	2.5	-1.5
89	Huddersfield YMCA Sports & Social Club	Secured	Senior	1	Yes	4	3	+1

The table above shows that if training was removed from Cleckheaton the pitch would go from +1 to 0. At Lockwood Park the floodlit pitch could potentially have some spare capacity if training was removed, pitch capacity goes from +0.5 to -1.5 and at Huddersfield YMCA over play on the floodlit pitch reduces from +4 to +1.

*What is the impact on capacity for Cleckheaton RFC, if access to Whitcliffe Mount is lost?*

The Club currently has one senior pitch at the home ground and relies on offsite provision at Whitcliffe Mount Playing Fields where there are two senior pitches. These fields are not considered to have secured community use. Should access be lost the Club would require

## KIRKLEES PLAYING PITCH STRATEGY

---

access to a further **five match equivalent sessions** in addition to access at the home ground which is already over played by **one match equivalent** per week.

*What is the impact of installing floodlighting on the second pitch at Huddersfield YMCA?*

The Club has two pitches at the home ground. One floodlit pitch is overplayed by four match equivalents (three of which are training equivalents) and the non floodlit pitch is over played by 0.5. Floodlighting the second pitch would mean that training could be spread across the two pitches, which would even out the balance of over play, as well as improving quality in the long term based on the ability to rotate pitches for training.

### **RUGBY LEAGUE RECOMMENDATION**

Protect current provision and work towards improving quality and reducing overplay.

- ◀ Ensure clubs have access to appropriate training facilities away from match pitches.
- ◀ Find ways to improve maintenance programmes and pitch quality at priority clubs.
- ◀ Explore options to add to pitch provision as a way to accommodate over play.
- ◀ Improve changing room provision.
- ◀ Consider asset transfer with larger, sustainable, development-minded clubs.

### **Scenario testing**

*What is the impact on capacity of improving poor quality over played pitches to standard quality?*

There are 22 poor quality pitches that are over played in Kirklees. If those pitches were increased to standard quality three senior pitches (Broadlands Rec, Staincliffe Playing Fields and Scisset Middle School) would then have some minimal spare capacity and one primary pitch at Crow Nest Park would be played to capacity. The remaining 18 pitches would remain over played albeit overplayed by one less match per pitch. See Appendix 1 for the full break down.

*What is the impact on capacity of removing training from match pitches?*

Senior rugby league pitches in Kirklees are currently over played by **81.5** match equivalent sessions. The assessment report highlighted that senior match pitches also accommodate **77.5** match equivalent sessions for training. Should training be removed from match pitches over play would be hugely reduced to only **four** match equivalent sessions.

Junior rugby league pitches in Kirklees are currently over played by **25.5** match equivalent sessions. The assessment report highlighted that junior match pitches also accommodate **15** match equivalent sessions for training. Should training be removed from match pitches over played would be reduced to **10.5** match equivalent sessions.

# KIRKLEES

## PLAYING PITCH STRATEGY

---

---

### **HOCKEY RECOMMENDATION**

Protect current provision and improve pitch quality where possible and appropriate.

- ◀ Protect existing sand based pitches that have community use (Lockwood Park, Heckmondwike Grammar and Mirfield Free School).
- ◀ Work with schools to maximise access to education AGPs to accommodate both hockey training and competitive play, for example, at Hyrstmount Primary
- ◀ Improve pitch quality where possible
- ◀ Ensure that sinking funds are in place to maintain AGP quality in the long term.

### **BOWLS RECOMMENDATION**

Maximise access to existing provision.

- ◀ Investigate the possibility of transferring teams from single green sites to double green sites when supply exists in order to reduce potential maintenance and associated costs;
- ◀ Also consider reducing two green sites to one green sites based on analysis and where there is no evidence of demand from other greens.
- ◀ Where possible ensure clubs provide pay and play opportunities at greens located in public parks.
- ◀ Support and encourage junior bowls development in order to grow and sustain future participation levels in the sport.
- ◀ Consider asset transfer with larger, sustainable, development-minded clubs.
- ◀ Develop maintenance arrangements with clubs on council bowling greens.

### **TENNIS RECOMMENDATION**

Maximise access to existing provision and work towards improving the quality of provision.

- ◀ Improve court quality on key sites, including private sites.
- ◀ Ensure clubs can access the appropriate standard of courts to allow LTA competitions to be played.
- ◀ Where demand exists seek to increase court capacity though installation of floodlighting.
- ◀ Ensure that parks courts are of appropriate quality to accommodate recreational usage.

# KIRKLEES PLAYING PITCH STRATEGY

---

## PART 5: OBJECTIVES

The Kirklees PPS is a strategy not just for the local authority, but holistically for sport across the Borough as a whole. Delivery of the Strategy is the responsibility of and relies on, *all* stakeholders.

The following overarching objectives are based on the three Sport England themes (see figure 1 below). It is recommended that the following are adopted by the Council and its partners to enable it to achieve the overall vision of the Strategy and Sport England planning objectives. Objective specifics and timescales are included within the action plan (Part 7). There is recognition and acknowledgement throughout the objectives and action plan that provision for disability sport should be considered in all decision making.

### AIM 1

To **protect** the existing supply of sports facilities where it is needed for meeting current and future needs

### AIM 2

To **enhance** outdoor sports facilities through improving quality and management of sites

### AIM 3

To **provide** new outdoor sports facilities where there is current or future demand to do so

Figure 1: Sport England themes



Source: Sport England 2015

## PART 6: STRATEGIC RECOMMENDATIONS

The recommendations for the Strategy have been developed via the combination of information gathered during consultation, site visits and analysis which culminated in the production of an assessment report, as well as key drivers identified for the Strategy.

Implementation must be considered in the context of financial implications and the need for some proposals to also meet planning considerations. Provision for disability sport should also be considered and acknowledged in the decision making process.

### OBJECTIVE 1

To protect the existing supply of sports facilities where it is needed for meeting current and future needs

#### Recommendations:

- a. Ensure, through the use of the Playing Pitch Strategy, that sports facilities are protected through the implementation of policy.
- b. Secure tenure and access to sites through a range of solutions and partnership agreements.
- c. Maximise community use of outdoor sports facilities where there is a need to do so.

### **Recommendation (a) – Ensure, through the use of the Playing Pitch Strategy, that sports facilities are protected through the implementation of policy.**

Based on the outcomes of the playing pitch strategy enhance local planning policy and emphasise the requirements of the National Planning Policy Framework (NPPF paragraph 73) and highlight Sport England’s statutory consultee role on planning applications that affect playing field land.

NPPF paragraph 74 states that existing open space, sports and recreational buildings and land, including playing fields, should not be built on unless:

- ◀ An assessment has been undertaken which has clearly shown the open space, buildings or land to be surplus to requirements; or
- ◀ The loss resulting from the proposed development would be replaced by equivalent or better provision in terms of quantity and quality in a suitable location; or
- ◀ The development is for alternative sports and recreational provision, the needs for which clearly outweigh the loss.

Protect the existing supply of sports facilities where it is needed for meeting current or future needs. The majority of facilities from the assessment report justify protection. Local plan policies should protect facilities and the scope to legally safeguard long term use of strategically important sites to the community such as the strategic sites and key centres should be considered. For example, through the Fields in Trust programme ([www.fieldsintrust.org](http://www.fieldsintrust.org)).



## KIRKLEES PLAYING PITCH STRATEGY

---

The following criteria should be established as the basis for negotiations to mitigate the loss of playing field provision:

- ◀ Ensure that where playing fields are lost through alternative development or closure, that the type of provision of the same or improved standard is provided to meet demand identified.
- ◀ Where pitches are lost due to redevelopment of the site, compensatory re-provision or an equivalent or better contribution for re-investment into new pitches will be sought as appropriate in an alternative accessible location.
- ◀ Where opportunities exist to additionally increase pitch quality (and therefore pitch capacity to accommodate more matches) this should be a priority (please refer to the action plan to identify quality deficiencies in the appropriate area).
- ◀ All negotiations and mitigation packages should be raised and discussed in partnership with the relevant NGB and Sport England through the Playing Pitch Strategy Steering Group.

For further information please refer to Sport England's Playing Fields Policy - 'A Sporting Future for the Playing Fields of England' Policy Exceptions E4 and E5 which can be found at:

<http://www.sportengland.org/media/123579/policy-exception-4.pdf>

<http://www.sportengland.org/media/123588/policy-exception-5.pdf>

In terms of mitigation it is important, where possible and appropriate for a particular sport, that this takes place in an area that is accessible to the playing field that is lost to avoid a scenario where a redundant playing field is lost in an area of the Borough which has deficiencies and is replaced on the other side of the Borough.

Furthermore, any potential school sites which become redundant over the lifetime of the Strategy may offer potential for meeting community needs on a localised basis. Where schools are closed their playing fields may be dedicated to community use to help address any unmet community needs. Closed school playing fields should be considered in the first instance for becoming community playing fields to meet the needs identified in the Strategy, before being considered for other uses.

The following should be considered when assessing the suitability of conversion of former school playing fields for community use:

- ◀ Location and willingness of the Council or a club (or other party) to take on ownership/lease/maintenance
- ◀ Size
- ◀ Quality
- ◀ Physical accessibility
- ◀ History of community access
- ◀ Availability of ancillary facilities

There are a number of dormant sites within Kirklees that have been identified through this study and can be seen in the table below. With large shortfalls across the Borough it is important therefore **to protect these sites in the short term until such a point when there is no evidence of unmet demand**. Furthermore, these sites can act as strategic reserve and provide additional spare capacity.



## KIRKLEES PLAYING PITCH STRATEGY

KKP Ref	OIs Ref	OIs Class I.D.	Site	Address	Sport	Management	Current Status
<b>Rural West Area</b>							
360	396	2097	Carters Former Playing Fields	72 New Mill Road, HD9 6QQ	Football	Private	Lapsed youth 11v11. Not used for over ten years. Would require investment to be brought back in to use.
352	1167	1413	Playing Field	Sheffield Road, Spring Lane, Hole Bottom, Holmfirth.	Football		Lapsed youth 11v11 pitch, unused from 2002.
<b>Huddersfield Area</b>							
20	701	327	Botham Hall Recreation Ground	Rufford Road, Huddersfield, HD3 4RP	Football	Council	Lapsed youth 11v11 pitch.
237	309	653	Hillhouse & Birkby Bowls Club	King Cliffe Road, Huddersfield, HD2 2RR	Bowls		Lapsed Bowling Green. Unlikely that demand exists for pitch.
284	728	114	Hopkinson Recreation Ground	Halifax Road, Huddersfield	Football	Council	Lapsed 9v9 football pitch. One set of goalposts up but no line markings. Site likely to need some investment to be brought back in to use.
243	357	158	Lindley Working Men's Club Bowling Green	Brian Street, Lindley, Huddersfield, HD3 3EQ	Bowls	Club	Suspected lapsed bowling green.
193	130	300	Woodfield Park Police Sports Ground	Meltham Road, Huddersfield, HD4 7BG	Cricket/Rugby League	Huddersfield Giants	Lapsed site. Would require investment to bring one rugby league and one cricket pitch back into use.
193	130	299	Woodfield Park Police Sports Ground	Meltham Road, Huddersfield, HD4 7BG	Bowls		Lapsed Bowling Green. Unlikely that demand exists for pitch.
361	736	128	Former Britannia Works Sports Club	New Hey Road, HD3 4GL	Football/ Cricket	Private	'Swimnation' now on site in old clubhouse. Former cricket ground with 2x youth 11v11 marked on outfield.
361b	736	128	Salendine Nook University PF	Raw Nook Road, Salendine Nook	Football	Private	Site appears to be lapsed. Previously accommodated at least one adult pitch.

## KIRKLEES PLAYING PITCH STRATEGY

KKP Ref	Ols Ref	Ols Class I.D.	Site	Address	Sport	Management	Current Status
<b>Dewsbury &amp; Mirfield</b>							
18	494	1532	Birkdale High School	Wheelwright Drive, Dewsbury, WF13 4JB	Football	Council	Lapsed youth 11v11 and 9v9 pitches.
255	521	1504	Former Cricket Ground	Lees Hall Road, Thornhill Lees, Dewsbury	Cricket	Council	Lapsed cricket square on site. Square has not been in existence for over ten years. Would need investment to be brought back in to use.
105	525	1685	Lees Holme Park	Brewery Lane, Thornhill Lees, Dewsbury, WF12 9DZ	Bowls	Council	Two, lapsed bowling greens. Unlikely that demand exists for greens.
198			Old Bank Recreation Ground	WF14 ONE	Football	Council	One lapsed adult football pitch.
353	516	1492	Savile Sports Ground		Bowls	Council (leased from Savills)	Lapsed Bowling Green. Unlikely that demand exists for green.
354	518	1499	Savile Town Bowling Green (Lapsed)	Pentland Road, Savile Town	Bowls	Council	Lapsed Bowling Green. Unlikely that demand exists for green.
			West Mills Football Club	Off Shillbank Lane, Mirfield	Football	Private	Small 5v5 pitch which appears unused.
<b>Batley &amp; Spen</b>							
359	489	1353	Cleckheaton Bowling Club	Park View, Cleckheaton, BD19 3AP	Bowls	Club	Private site with two lapsed bowling greens. Clubhouse burnt down in March 2015. Unlikely to be demand for greens
351	552	56	Former Heckmondwike & Carlinghow CC	Chapel Lane, Heckmondwike	Cricket	-	Lapsed site for over 10 years. Former cricket ground. Club relocated and site became disused. Site potentially too small for full size cricket outfield but could accommodate other sports. Would require investment.

## KIRKLEES PLAYING PITCH STRATEGY

KKP Ref	Ols Ref	Ols Class I.D.	Site	Address	Sport	Management	Current Status
90	483	1216	Hyrstlands Park	Hyrstlands Road	Bowls	Council	Lapsed Bowling Green. Unlikely that demand exists for green.
136	80	1260	Owler Lane Recreation Ground	Owler Lane, Birstall, WF17	Football	Council	One lapsed youth 11v11 pitch. Power lines overhead so not used.
270	917	783	Spensborough United Ex Servicemen's Club	Moorland House, Bradford Road, BD19 3SU	Bowls	Private	Lapsed site, one crown green previously in existence
188	489	1352	West End Park	Park View, Cleckheaton BD19 3AP	Football	Council	Lapsed adult pitch. Potential to be brought back in to use. Now has 9v9 and 2 x 7v7 and will be used.
364	85	1264	White Lee Football Ground	Smithies Moor Lane, Batley	Football	Trust	Lapsed youth 11v11 pitch which is being brought back in to use.
<b>Rural East</b>							
347	69	239	Bank Lane (Rear of Manor Farm)	Upper Denby	Football		Lapsed adult football pitch. Previously used by local team as part of the former Denby Sports & Social Club.
349	1205	1732	Grange Moor Recreation Ground	Briestfield Road, WF4 4DX	Football	Council	Lapsed youth 11v11 pitch
156	78	246	Shelley Lane	Westerley Way, Shelley, HD8 8HN	Football	Council	Two 7v7 poor quality, lapsed football pitches.
199	37	1843	Thurstonland Recreation Ground	Marsh Hall Lane, Thurstonland, HD4 6XD	Football	Council	Lapsed 9v9 football pitch.
212	567	1724	Millbridge Park	Sampson Street, Heckmondwike, WF15 6JP	Tennis	Council	One lapsed Council tennis court.

## KIRKLEES PLAYING PITCH STRATEGY

### Recommendation (b) – Secure tenure and access to sites through a range of solutions and partnership agreements.

Local sports clubs should be supported by partners including the Council, NGBs or the County Sports Partnership (CSP) to achieve sustainability across a range of areas including management, membership, funding, facilities, volunteers and partnership working. For example, support club development and encourage clubs to develop evidence of business and sports development plans to generate an income through their facilities. All clubs could be encouraged to look at different management models such as registering as Community Amateur Sports Clubs (CASC)<sup>1</sup>. Clubs should also be encouraged to work with partners locally, such as volunteer support agencies or linking with local businesses.

There are a number of sites in Kirklees where security of tenure for the club/user needs to be secured, including on education sites where formal community use agreements are not in place. NGBs can often help to negotiate and engage with schools, particularly academies where the local authority may not have direct influence. For further information on this, please refer to Recommendation (c) of Objective 1.

A minimum of 25 years is recommended by Sport England and NGBs to ensure security of a site and enable clubs to apply for external funding. There are three clubs that have been identified as having less than this term remaining on their leases and **it is recommended that agreements are in place to future proof the sustainability of these clubs:**

- ◀ Birstall CC (Site ID 19) – Ten years left on lease
- ◀ Upperthong CC (Site ID 185) – 15 years left on lease
- ◀ Cumberworth CC (Site ID 41) – Nine years left on 99 year lease from local farmer

In addition to the clubs highlighted above there is a need to ensure security of tenure at Whitcliffe Mount Playing Fields (adjacent to Whitcliffe Mount School). The three football and two rugby union pitches are well used within the Area but there is no formal community use agreement in place. The School is to be re-built and **it is recommended that agreements are in place to secure the future use of the pitches for football and rugby union.**

There is potential in the future for more sites in Kirklees to be leased to sports clubs. Each club should be required to meet service and/or strategic objectives. However, an additional set of criteria should be considered, which takes into account the quality of the club, aligned to its long term development objectives and sustainability.

In the context of public spending cuts it is increasingly important for the Council to work with voluntary sector organisations in order that they may be able to take greater levels of ownership and support the wider development and maintenance of facilities. To facilitate this, the Council should support and enable clubs to generate sufficient funds to allow this.

*Recommended criteria for lease of sport sites to clubs/organisations:*

Club	Site
<ul style="list-style-type: none"> <li>◀ Clubs should have Clubmark/FA Charter Standard accreditation award.</li> <li>◀ Clubs commit to meeting demonstrable local demand and show pro-active commitment to developing school-club links.</li> </ul>	<ul style="list-style-type: none"> <li>◀ Sites should be those identified as 'Club Sites' (see section 7.2) for new clubs (i.e. not those with a Borough wide significance) but which offer development potential. For established clubs which have proven</li> </ul>

<sup>1</sup> <http://www.cascinfo.co.uk/cascbenefits>

## KIRKLEES PLAYING PITCH STRATEGY

Club	Site
<ul style="list-style-type: none"> <li>◀ Clubs are sustainable, both in a financial sense and via their internal management structures in relation to recruitment and retention policy for both players and volunteers.</li> <li>◀ Ideally, clubs should have themselves already identified (and received an agreement in principle) any match funding required for initial capital investment identified.</li> <li>◀ Clubs have processes in place to ensure capacity to maintain sites to the existing, or better, standards.</li> </ul>	<p>success in terms of self-management 'Key Centres' (see section 7.2) are also appropriate.</p> <ul style="list-style-type: none"> <li>◀ If required, sites should acquire capital investment via external funding and partnerships to improve quality.</li> <li>◀ Sites should be leased with the intention that investment can be sourced to contribute towards improvement of the site.</li> <li>◀ An NGB/Council representative should sit on a management committee for each site leased to a club.</li> </ul>

The Council can further recognise the value of Clubmark/Charter Standard by adopting a policy of prioritising the clubs that are to have access to these better quality facilities. This may be achieved by inviting clubs to apply for season long leases on a particular site as an initial trial.

Where clubs are unable to meet the required outcomes of the agreement the Council will consider the continued support and use of the site and an intervention may be required.

### ***Club outcomes for lease agreements***

The Council should establish a series of core outcomes to derive from clubs taking on a lease arrangement to ensure that the most appropriate clubs are assigned to sites. As an example outcomes may include:

- ◀ Increasing participation.
- ◀ Supporting the development of coaches and volunteers.
- ◀ Commitment to quality standards.
- ◀ Improvements (where required) to facilities, or as a minimum retaining existing standards.

In addition, clubs should be made fully aware of the associated responsibilities/liabilities when considering leases of public playing fields.

# KIRKLEES

## PLAYING PITCH STRATEGY

---

### ***Community Asset Transfer Policy***

Kirklees Council already has an Asset Advancement Policy which supports community management of assets, to include local clubs, community groups and trusts. The policy presents sports clubs and national governing bodies with opportunities to take greater responsibility for their own facilities. The Council encourages the better and wider use of assets.

For any asset transfer that involves changing facilities and/or buildings, but not pitches, it is imperative that community use of the pitches continues; not only for the organisations taking on the asset transfer, but for other clubs as well.

The Council Asset Advancement Policy can be accessed via the following website link:

<http://www.kirklees.gov.uk/community/yourneighbourhood/pdf/communityAssetAdvancementPolicy.pdf>

The Sport England Community Sport Asset Transfer Toolkit is a generic, interactive web based tool that provides a step by step guide through each stage of the asset transfer process: [www.sportengland.org/support\\_advice/asset\\_transfer.aspx](http://www.sportengland.org/support_advice/asset_transfer.aspx) to be used by clubs as an information point for any club considering an asset transfer request. The Council policy and procedures set out the specific requirements for a Kirklees asset transfer.

### **Recommendation (c) Maximise community use of outdoor sports facilities**

#### ***Education sites***

In order to maximise community use of educational facilities it is recommended to establish a more coherent, structured relationship with schools, regardless of ownership, i.e. academies, independent schools, etc. The ability to access good facilities within the local community is vital to any sports organisation, yet many clubs struggle to find good quality places to play, but especially to train. In Kirklees, pricing policies at facilities can be a barrier to access at some of the education sites but physical access and resistance from schools, especially academies, to open up provision is also an issue for a number of reasons.

A large number of sporting facilities are located on education sites and making these available to sports clubs can offer significant benefits to both the school/college and the local clubs. The Council and other key partners must work with schools and colleges to develop an understanding of the issues that restrict or affect community access. Support should be provided, where appropriate, to address underlying problems and concerns that schools may have.

It is not uncommon for school pitch stock not to be fully maximised for community use. Even on established community use sites, access to outdoor sports facilities to the community is limited. Consultation identified several issues relating to the use of school facilities:

- ◀ Cost and insurance is the overarching problem for most schools.
- ◀ Many schools report that pitches cannot be accessed by the community due to being unable to staff the opening/closing of facilities both during and outside of the school day.
- ◀ Health and safety regulations/ child protection present barriers for opening schools out of hours.
- ◀ Community use is limited and often based on informal agreements between individual schools and clubs.

## KIRKLEES PLAYING PITCH STRATEGY

---

- ◀ There is no strategic guidance as to which clubs are allocated the use of playing pitch facilities (i.e. in accordance with a strategic need).
- ◀ There are management issues inherent in developing, implementing and managing community use agreements. Advice and guidance can be obtained from Sport England's Schools toolkit and Sports organisations toolkit.  
([www.sportengland.org/facilities-planning](http://www.sportengland.org/facilities-planning))

Where appropriate, it will be important for schools to negotiate and sign formal and long-term agreements that secure community use. This needs to be examined against the following:

- ◀ The analysis provides a clear indication of the future pitch requirements and provides a basis for partners to negotiate.
- ◀ Community use should not impact on the needs of schools to deliver curricular and extracurricular activities and;
- ◀ Community use must not impact on the school's educational budget.
- ◀ Community use should not impact on safeguarding during the school day.
- ◀ Consideration of "wear and tear" on school premises versus budget available for repairs and maintenance.
- ◀ The need for agreement by Governing Bodies responsible for the safe management of school premises.

'Use Our School' is a Sport England resource to support schools in opening their facilities to the community and keeping them open. It provides tried and tested solutions, real life practice, tips from people making it happen and a range of downloadable resources. The information can be accessed here:

<http://www.sportengland.org/facilities-planning/use-our-school/>

It is recommended that a working group, led by a partner from the education sector and supported by a range of other sectors including sport and leisure, is established to implement the strategic direction in relation to the increased/better use of school facilities. **In Kirklees it is recommended that the networks that are already in place such as the Heads of PE Network and Active Schools Network be used as a starting point for such a group.** Broadly speaking, its role should be to:

- ◀ Better understand current community use, practices and issues by 'auditing' schools.
- ◀ Ensure community use agreements are upheld
- ◀ Identify and pilot one school/club formal community use agreement with a view to rolling out the model across the area.
- ◀ Ensure that funding to improve the quality and maintenance of the facilities is identified and secured.
- ◀ As part of any agreement secure a management arrangement for community access, which does not rely on existing school staff structures.
- ◀ Ensure that pitch provision at schools is sufficient in quality and quantity to be able to deliver its curriculum. Once this has been achieved provision could contribute to overcoming deficiencies in the area.

Sport England reports that housing growth often leads to an increase in school places. S106 contributions are then secured to pay for these places which usually result in an extension to a school, sometimes on playing field. If applicable, this should be identified early in the process and embraced in policy that any replacement of playing fields i.e. compensatory provision, due to school expansion should be negotiated directly with the relevant developer.

## KIRKLEES PLAYING PITCH STRATEGY

The following schools were reported as being **available for community use but currently unused**. It is recommended that these schools are prioritised in terms of further exploring the reason pitches are currently unused by the community:

Site ID	Site name	Available for community use?	Analysis area	Sport	Pitch type	Pitch size	No. of pitches
51	Earlsheaton Technology College (aka Manor Croft Academy)	Yes - unused	Dewsbury & Mirfield	Football	Mini	(5v5)	2
51	Earlsheaton Technology College (aka Manor Croft Academy)	Yes - unused	Dewsbury & Mirfield	Football	Youth	(11v11)	1
192	Whitechapel Church Of England Primary School	Yes - unused	Batley & Spen	Football	Adult	-	1
192	Whitechapel Church Of England Primary School	Yes - unused	Batley & Spen	Football	Mini	(7v7)	1
299	Golcar J I & N	Yes - unused	Huddersfield	Football	Adult	-	2
300	Gomersal Primary School	Yes - unused	Batley & Spen	Football	Youth	(9v9)	1
13	Batley Grammar School	Yes – unused	Batley & Spen	Cricket	-	-	8 wickets



# KIRKLEES PLAYING PITCH STRATEGY

## OBJECTIVE 2

To enhance outdoor sports facilities through improving quality and management of sites

### Recommendations:

- d. Improve pitch quality on poor quality sites.
- e. Adopt a tiered approach (hierarchy of provision) to the management and improvement of sites.
- f. Work in partnership with stakeholders to secure funding
- g. Secure developer contributions.

### Recommendation (d) – Improve pitch quality on poor quality sites.

There are a number of ways in which it is possible to increase pitch quality, including for example, addressing overplay and improving maintenance. Given that most councils are operating under reducing budgets it is currently advisable to look at improving only poor quality pitches as a priority. However, given such pressures on budgets any direct investment into pitch quality is unlikely and other options for improvements should be considered. This could be via asset transfer as highlighted in Objective 1, for example for cricket, the Club could maintain the square and the Council the outfield. Other options may include equipment banks and the pooling of resources for maintenance.

### Addressing quality issues

Pitch quality in Kirklees is variable but is generally poor, particularly on local authority sites catering for rugby league and football. Currently used sites that are of poor quality and require pitch improvements can be seen in the table below. Improving pitch quality increases the carrying capacity of pitches and can help to reduce overplay and/or shortfalls.

*Currently used sites with poor pitch quality and over played:*

Sport	KKP ref	Site <sup>2</sup>	Analysis area	Pitch type	Number of pitches
Rugby union	115	Lockwood Park	Huddersfield	Mini	1
	331	Whitcliffe Mount Playing Fields	Batley & Spen	Senior	2
Rugby league	170	Staincliffe Playing Fields & Cricket Ground	Batley & Spen	Senior	1
	175	Taylor Street	Batley & Spen	Junior	1
	39	Crow Nest Park	Dewsbury & Mirfield	Junior	2
	102	Bywell Playing Fields	Dewsbury & Mirfield	Senior	2
	56	Fartown Arena	Huddersfield	Junior	1

<sup>2</sup> For extended detail on the location of sites please refer to Kirklees Playing Pitch Assessment Report and Database.

## KIRKLEES PLAYING PITCH STRATEGY

---

There are a number of poor quality football pitches that need improvements and these are highlighted within the action plan. Pitch improvements however need to be balanced alongside the recommendation that football should look to move towards a model of multi-pitch hub sites, particularly for mini and youth football. This means that improving poor quality, single pitch sites may not be appropriate and investment may be better used in creating hub sites.

For the purposes of the Quality Assessments, the Strategy will refer to pitches and ancillary facilities separately as Good, Standard or Poor quality. For example, some good quality sites have poor quality elements i.e. changing rooms or a specific pitch.

Good quality refers to pitches that have, for example, good grass cover, an even surface, are free from vandalism, litter etc. In terms of ancillary facilities, good quality refers to access for disabled people, sufficient provision for referees, juniors/women/girls and appropriate provision of showers, toilets and car parking.

Standard quality refers to pitches that have, for example, adequate grass cover, minimal signs of wear and tear, goalposts may be secure but in need of minor repair. In terms of ancillary facilities, standard quality refers to adequately sized changing rooms, storage provision and provision of toilets.

Poor quality refers to pitches that have, for example, inadequate grass cover, uneven surface and damage. Please refer to the Sport England/NGB quality assessments. Sites played beyond capacity may require remedial action to help reduce this.

In order to prioritise investment into key sites **it is recommended that the steering group works up a list of criteria, relevant to the Area, to provide a steer on future investment.**

For improvement/replacement of AGPs refer to Sport England and the NGBs 'Selecting the Right Artificial Surface for Hockey, Football, Rugby League and Rugby Union' document for a guide as to suitable AGP surfaces:

[www.sportengland.org/facilities-planning/tools-guidance/design-and-cost-guidance/artificial-sports-surfaces/](http://www.sportengland.org/facilities-planning/tools-guidance/design-and-cost-guidance/artificial-sports-surfaces/)

### **Addressing overplay**

In order to improve the overall quality of the playing pitches stock; it is necessary to ensure that pitches are not overplayed beyond recommended weekly carrying capacity. This is determined by assessing pitch quality (via a non-technical site assessment) and allocating a weekly match limit to each. Each NGB recommends a number of matches that a good quality pitch should take:

Sport	Pitch type	No. of matches
Football	Adult pitches	3 per week
	Youth pitches	4 per week
	Mini pitches	6 per week
Rugby union*	Pipe and Slit Drained and a good level of maintenance (D3/M2)	3.5 per week
	Pipe drained and a good level of maintenance (D2/M2)	3.25 per week
	Natural (adequate) drainage and a good level of maintenance (D1/M2)	3 per week
Rugby	Adult pitches	3 per week

## KIRKLEES PLAYING PITCH STRATEGY

Sport	Pitch type	No. of matches
League		
Cricket	One grass wicket	5 per season
	One synthetic wicket	60 per season

\* Please note that the RFU believes that it is most appropriate to base the calculation of pitch capacity upon an assessment of the drainage system and maintenance programme afforded to a site.

There are also sites that are poor quality but are not overplayed. These sites should not be overlooked as often poor quality sites have less demand than other sites but demand could increase if the quality was to increase. Improving pitch quality should not be considered in isolation from maintenance regimes.

Whilst it works both ways, in so much as, poor pitch condition is a symptom of pitches being over played, potential improvements may make sites more attractive and, therefore, more popular; which in the long run can lead again to poor quality pitches if they are not maintained properly.

There is also a need to balance pitch improvements alongside the transfer of play to alternative pitch sites. Therefore, work with clubs to ensure that sites are not played beyond their capacity and encourage play, where possible, to be transferred to alternative venues which are not operating at capacity.

### ***Increasing pitch maintenance***

Standard or poor grass pitch quality may not just be a result of poor drainage. In some instances ensuring there is an appropriate maintenance for the level/standard of play can help to improve quality and therefore increase pitch capacity. Each NGB can provide assistance with reviewing pitch maintenance regimes.

For example, NGBs have introduced a Pitch Advisor Scheme and has been working in partnership with Institute of Groundsmanship (IOG). The key principles behind the scheme are to provide clubs with advice/practical solutions on a number of areas, with the simple aim of improving the club's playing surface.

In relation to cricket specifically, maintaining high pitch quality is the most important aspect of cricket. If the wicket is poor, it can affect the quality of the game and can, in some instances, become dangerous. The ECB recommends full technical assessments of wickets and pitches available through a Performance Quality Standard Assessment (PQS). The PQS assesses a cricket square to ascertain whether the pitch meets the Performance Quality Standards that are benchmarked by the Institute of Groundsmanship. Please note that PQS assessments are also available for other sports.

### **Recommendation (e) – Adopt a tiered approach (hierarchy of provision) to the management and improvement of sites**

To allow for facility developments to be programmed within a phased approach the Council should adopt a tiered approach to the management and improvement of playing pitch sites and associated facilities. Please refer to Part 7: Action Plan for the proposed hierarchy.

### **Recommendation (f) – Work in partnership with stakeholders to secure funding**

Partners, led by the Council, should ensure that appropriate funding secured for improved sports provision are directed to areas of need, underpinned by a robust strategy for improvement in playing pitch facilities. Priorities should be identified from the NGBs that can also feed into the overall priorities of Kirklees.

In order to address the community's needs, to target priority areas and to reduce duplication of provision, there should be a coordinated approach to strategic investment. In delivering this recommendation the Council should maintain a regular dialogue with local partners and through the Playing Pitch Steering Group.

Some investment in new provision will not be made by the Council directly, it is important, however, that the Council seeks to direct and lead a strategic and co-ordinated approach to facility development by education sites, NGBs, sports clubs and the commercial sector to address community needs whilst avoiding duplication of provision.

Please refer to Appendix Two for further funding information which includes details of the current opportunities, likely funding requirements and indicative project costs. The West Yorkshire County Sports Partnership is also a source of advice, guidance and 'critical friend' for clubs and organisations seeking funding.

Sport and physical activity can have a profound effect on peoples' lives, and plays a crucial role in improving community cohesion, educational attainment and self-confidence.

However, one of sport's greatest contributions is its positive impact on public health. It is therefore important to lever in investment from other sectors such as health through, for example, the CCG.

### **Recommendation (g) –Secure developer contributions**

It is important that this strategy informs policies and supplementary planning documents by setting out the approach to securing sport and recreational facilities through new housing development. As the Council has moved away from CIL, the Playing Pitch Assessment and Strategy should be used as the evidence base for securing and negotiating developer contributions.

The guidance should form the basis for negotiation with developers to secure contributions to include provision and/or enhancement of appropriate playing fields and its subsequent maintenance. Section 106 contributions could also be used to improve the condition and maintenance regimes of the pitches in order to increase pitch capacity to accommodate more matches. A number of planning policy objectives should be implemented to enable the above to be delivered:

- ◀ Planning consent should include appropriate conditions and/or be subject to specific planning obligations. Where developer contributions are applicable, a Section 106 Agreement or equivalent must be completed specifying the amount which will be linked to Sport England's Building Cost Information Service from the date of the Planning Committee, and timing of the Contribution(s) to be paid.
- ◀ Contributions should also be secured towards the first ten years of maintenance on new pitches. NGBs and Sport England can provide further and up to date information on the associated costs.

## KIRKLEES PLAYING PITCH STRATEGY

---

- ◀ External funding should be sought/secured to achieve maximum benefit from the investment into appropriate playing pitch facility enhancement and its subsequent maintenance .
- ◀ Where new multiple pitches are provided, appropriate changing rooms and associated car parking should be located on site.
- ◀ All new or improved playing pitches on school sites should be subject to community use agreements. For further guidance please refer to Sport England:  
<http://www.sportengland.org/facilities-planning/planning-for-sport/planning-tools-and-guidance/community-use-agreements/>

## OBJECTIVE 3

To provide new outdoor sports facilities where there is current or future demand to do so.

### Recommendations:

- h. Rectify quantitative shortfalls through the current pitch stock.
- i. Identify opportunities to add to the overall stock to accommodate both current and future demand.

### Recommendation (h) - Rectify quantitative shortfalls through the current pitch stock

The Council and its partners should work to rectify identified inadequacies and meet identified shortfalls as outlined in the Assessment Report and the sport by sport specific recommendations (Part 4).

It is important that the current levels of grass pitch provision are protected, maintained and enhanced to secure provision now and in the future. Maximising use of existing pitches through a combination of the following will help to reduce shortfalls:

- ◀ Improving pitch quality in order to improve the capacity of pitches to accommodate more matches.
- ◀ The re-designation of pitches for which there is an oversupply.
- ◀ Securing long term community use at school sites.
- ◀ Working with commercial and private providers to increase usage.

Unmet demand, changes in sport participation and trends, and proposed housing growth should be recognised and factored into future facility planning. Assuming an increase in participation and housing growth occurs, it will impact on the future need for certain types of sports facilities. Sports development work also approximates unmet demand which cannot currently be quantified (i.e., it is not being suppressed by a lack of facilities) but is likely to occur. The following table highlights the main development trends in each sport and their likely impact on facilities. However, it is important to note that these may be subject to change.

Furthermore, retaining some spare capacity allows some pitches to be rested to protect overall pitch quality in the long term. Therefore, whilst in some instances it may be appropriate to re-designate a senior pitch where there is low demand identified a holistic approach should be taken to re-designation for the reasons cited.

#### *Likely future sport-by-sport demand trends*

Sport	Future sports development trend	Strategy impact
Football	Demand for adult football is likely to be sustained with the FA focusing on retention. There is also likely to be some continued movement towards small sided football for adults as well as mid-week 11 aside matches and hub sites for mini and youth football.	Additional need for 3G pitches.

## KIRKLEES PLAYING PITCH STRATEGY

Sport	Future sports development trend	Strategy impact
	Demand for mini and youth football is likely to increase based on TGRs and The FA has a key objective to deliver 50% of mini and youth football on 3G AGP's.	Where possible utilise new or existing 3G pitches to accommodate this demand. There may also be a need for more mini and youth pitches in the Borough. This should be addressed through discussion with The FA.
	An increase in women and girls football following £2.4m investment over the next two years (2014-2016) from Sport England to increase the number of women and girls taking part in football sessions.	A need to provide segregated ancillary facilities and the potential need for more pitches. If hub sites are developed they could provide good quality ancillary facilities to support female usage,
Cricket	Women's and girls' cricket is a national priority and there is a target to establish two girls' and one women's team in every local authority over the next five years.	Support clubs to ensure access to segregated changing and toilet provision and access to good quality cricket pitches to support growth.
Rugby union	The Rugby World Cup (2015) is predicted to see a further increase in the demand for rugby provision. Continuation of strong junior sections and targeted growth.	Clubs are likely to field more teams in the future, and therefore have a demand for more pitches. It is important, therefore, to work with the clubs to maintain the current pitch stock and to support facility development where appropriate.
Rugby league	RFL is working towards growing rugby league participation in Kirklees, including through growth at junior clubs, Play Touch RL and 9 aside RL.	Sustain current levels of access to grass pitches and improve pitch quality/capacity to accommodate current and future growth. Seek 3G pitch venues for Play Touch and grass pitches for 9 aside.
AGPs	Demand for 3G pitches for football is high and will continue to increase as currently there is a shortfall of full size pitches in the Borough. It is likely that future demand for the use of 3G pitches, especially for training, will increase. Provision of 3G pitches which are World Rugby compliant (rugby union) and Community Standard, or Stadium Standard where appropriate (rugby league) could help to reduce overplay as a result of training on rugby pitches.	Requirement for new 3G pitches to be provided and a need for community use agreements to be in place for any new pitches as well as sinking funds. Utilise Sport England/NGB guidance on choosing the correct surface: <a href="http://www.sportengland.org/media/30651/Selecting-the-right-artificial-surface-Rev2-2010.pdf">http://www.sportengland.org/media/30651/Selecting-the-right-artificial-surface-Rev2-2010.pdf</a>
Hockey	Potential increase of adult and junior teams.	Resurface of current sand based AGP.
Bowls	No expected increase in memberships.	Likely that any future increase could be accommodated on existing greens.
Tennis	No clubs report latent demand for access to additional courts. Therefore, it is likely that any increase in participation will be accommodated at existing courts in the Borough.	Increases in participation can be achieved through floodlighting courts to provide additional hours and the re-surfacing of courts.



## KIRKLEES PLAYING PITCH STRATEGY

### Recommendation (i) - Identify opportunities to add to the overall pitch stock to accommodate both current and future demand

The Steering Group should use, and regularly update, the Action Plan within this Strategy for improvements to council pitches whilst recognising the need to support partners. The Action Plan lists improvements to be made to each site focused upon both qualitative and quantitative improvements as appropriate for each area.

Based on the FA model for calculating AGP requirements the table below identifies the current number of 3G pitches across the Borough and the shortfalls based on the FA model:

Analysis area	Current number of teams	3G requirement	Current number of 3G pitches	Potential shortfall
Batley & Spen	138	3	1	2
Dewsbury & Mirfield	118	2	1	1
Huddersfield	202	4	2	2
Rural East*	104	2	-	2
Rural West	93	2	-	2
<b>KIRKLEES</b>	<b>655</b>	<b>13</b>	<b>4</b>	<b>9</b>

\*Once completed, the new 3G pitch at Storthes Hall will mean the potential shortfall in Rural East is reduced from two to one.

#### *Potential new developments*

Plans are in place to create a multi-sport hub at Dearne Valley Sports Village. The Parkgate Sport & Community Trust has signed a 35 year lease on a 23 acre site in Skelmanthorpe and has plans to develop the Site. Plans include 3 AGPs, a MUGA, athletics facilities, cycle paths and orienteering courses as well as sports hall and ancillary facilities. The Site has the potential to accommodate shortfalls identified in the Area, particularly for football and rugby league. Furthermore, in line with recommendations to provide football hub sites Dearne Valley Sports Village should be considered as a potential hub site.

#### *Football hub sites*

Further to the developments above and in line with recommendations to create a number of football hub sites within the Borough, the table below suggests potential sites within each analysis area that could be developed to create hub sites. The sites are not in priority order and recommendations are largely driven by size and a sites ability to accommodate several pitches, as well as ancillary facilities. **NB: it is recommended that further analysis is carried out, alongside the FA, on the exact number of hub sites that would be required to accommodate demand in an efficient and sustainable manner.**

#### *Management of hub sites*

It should be noted that for any local authorities to be part of the Parklife programme with the FA it would be expected that facilities would come under the management of an independent trust.



# KIRKLEES PLAYING PITCH STRATEGY

Potential hub sites:

Analysis area	Potential Site	Potential Site	Potential Site	Potential Site	Potential Site
Batley & Spen	<b>Spenn Valley Sports College</b> – currently has two adult, one 7v7 and one 5v5 pitch and one RL pitch.	<b>Heckmond-wike Grammar</b> – currently has two adult, one 9v9 and two 5v5 pitches. One RL and one sand AGP.	<b>Batley Grammar</b> – currently has three adult and one 9v9 pitch and one cricket square.	<b>Batley Business College</b> – currently has three adult and two 7v7 pitches and one non-turf cricket wicket.	<b>Batley Sports Centre/Upper Batley Lane/ Batley Girls</b> – Potential joint hub – currently has one 3G, 2 adult, one youth 9v9, one youth 11v11.
Dewsbury & Mirfield	<b>Sands Lane</b> – currently has five adult football pitches and three cricket squares	<b>St John Fisher School</b> – currently has full size 3G, adult pitch and youth 11v11 pitch and mini RL pitch.	<b>Wakefield Road Rec</b> – currently has 2 adult, 3 9v9, 2 7v7 and 2 5v5 pitches.	<b>West Mills</b> – currently has one adult, 2 11v11, 2 9v9v, 3 7v7 and 2 5v5 pitches.	-
Huddersfield	<b>Bankfield Rec</b> – currently has 2 adult, one 9v9, one 7v7 and one 5v5 pitch.	<b>Leeds Road Sports Complex</b> – currently has 5 adult pitches, full size 3G and 3G barn, four cricket squares and one RL pitch.	<b>Deighton Centre</b> – currently has 3 adult and 2 mini 7v7 pitches.	<b>Huddersfield New College</b> – currently has 6 adult pitches and full size 3G and one RL pitch.	<b>Newsome High School</b> – currently has one adult, one 11v11, one 9v9 pitch, 2 sand based AGP and one RL.
	<b>Huddersfield YMCA</b> – currently has 3 adult, one 9v9, one 7v7, one adult football/rugby, one rugby union and one rugby league.	-	-	-	-
Rural East	<b>Dearne Valley Sports Village</b> – No current facilities. Potential for 3 AGPs, MUGA and ancillary.	<b>Kirkburton Middle School</b> – currently has two adult, two 9v9, one 7v7 and one 5v5 pitch as well as sand AGP (slightly smaller than full size)	<b>Storthes Hall</b> – currently has 5 adult, one 7v7 and one 5v5 pitches and one 3G.	-	-

## KIRKLEES PLAYING PITCH STRATEGY

Analysis area	Potential Site	Potential Site	Potential Site	Potential Site	Potential Site
Rural West	<b>Colne Valley High</b> – currently has two youth 11v11 pitches, two senior RL and half size sand AGP.	<b>Holmfirth Sports Centre</b> – currently has one adult, one 9v9, one 5v5 and half size sand AGP.	-	-	-

### *Additional provision of AGPs*

Provision of additional AGPs within Kirklees is likely to be one of the solutions in reducing the shortfall of match equivalent sessions, not just for football (hub sites) but also for rugby union and rugby league, **it is therefore recommended that partnership working between the FA, RFU and RFL is essential in providing sustainable solutions for all the sports.**

## PART 7: ACTION PLAN

### Introduction

The site-by-site action plan seeks to address key issues identified in the accompanying Assessment Report. It provides recommendations based on current levels of usage, quality and future demand, as well as the potential of each site for enhancement.

It should be reviewed in the light of staff and financial resources in order to prioritise support for strategically significant provision and provision that other providers are less likely to make. Recommendation e below explains the hierarchy of priorities on the list. It is imperative that action plans for priority projects should be developed through the implementation of the strategy.

The Council should make it a high priority to work with NGBs and other partners to comprise a priority list of actions based on local priorities, NGB priorities and available funding.

### **Recommendation - Adopt a tiered approach (hierarchy of provision) to the management and improvement of sites**

To allow for facility developments to be programmed within a phased approach the Council should adopt a tiered approach to the management and improvement of playing pitch sites and associated facilities.

Kirklees has a number of 'key centres', which are sites that are considered to be the most popular and therefore need to be of a high standard in order that they can accommodate a sufficient number of matches per week. This applies mostly to football pitch hire. However, the Council should extend this provision model to recognise the supply and demand issues identified throughout the Assessment Report (i.e. current levels of overplay) and the investment necessary to improve sites based on current levels of usage. The identification of sites is based on their strategic importance in a Borough-wide context (i.e. they accommodate the majority of play). In addition to this, there are a number of sites which have been identified as accommodating both senior and junior matches, sometimes concurrently. Not only could such sites require a mixture of mini, youth and senior pitches, but they also require split-level ancillary facilities, in order to maximise their usage at all times.

In the context of developing a tiered model approach to the management of sports facilities Kirklees has a large number of multi-team junior clubs which place a great demand on the pitch stock. There are therefore a number of sites which are still owned and maintained by the local authority, but are actually booked by the clubs for the entire season. The sites are then recognised as the 'home ground' of the club. Such sites are fundamentally different from those which can be hired on a regular basis because they are in effect, 'allocated' to a certain club and management responsibility, in terms of allocating teams to pitches, is transferred to the individual club.

# KIRKLEES PLAYING PITCH STRATEGY

## *Proposed tiered site criteria*

Criteria	Strategic sites	Key centres	Local club or education sites	Reserve sites
Site location	Strategically located in the Borough. Priority sites for NGB.	Strategically located within the analysis area.	Serves the local community.	Serves the local community.
Site layout	Accommodates three or more grass pitches, including provision of an AGP.	Accommodates two or more grass pitches.	Accommodates more than one pitch.	Likely to be single-pitch site.
Type of sport	Single or multi-sport provision. Could also operate as a central venue.	Single or multi-sport provision. Could also operate as a central venue.	Single or multi-sport provision.	Supports informal demand and/ or training etc.
Management	Management control remains within the local authority/other provider or with an appropriate lease arrangement through a committee or education owned.	Management control remains within the local authority or with an appropriate club on a lease arrangement.	Club either has long-term lease/hires the pitch for the entire season or owns the site. Management control remains within the local authority/other provider or with an appropriate lease arrangement through a committee or education owned.	Management control remains with the Council or existing management body.
Maintenance regime	Maintenance regime aligns with NGB guidelines.	Maintenance regime aligns with NGB guidelines.	Standard maintenance regime either by the club or in house maintenance contract.	Basic level of maintenance i.e. grass cutting and line marking as required.
Ancillary facilities	Good quality ancillary facility on site, with sufficient changing rooms and car parking to serve the number of pitches.	Good quality ancillary facility on site, with sufficient changing rooms and car parking to serve the number of pitches.	Appropriate access changing to accommodate both senior and junior use concurrently (if required).	No requirement for access changing to accommodation.

**Strategic sites** are of Borough wide importance where users are willing to travel to access the range and high quality of facilities offered and are likely to be multi sport. These have been identified on the basis of the impact that the site will have on addressing the issues identified in the assessment.

## KIRKLEES PLAYING PITCH STRATEGY

---

The financial, social and sporting benefits which can be achieved through development of strategic sites (also known as hub sites) are significant. Sport England provides further guidance on the development of community sports hubs at:

[http://www.sportengland.org/facilities\\_planning/planning\\_tools\\_and\\_guidance/sports\\_hubs.aspx](http://www.sportengland.org/facilities_planning/planning_tools_and_guidance/sports_hubs.aspx)

**Key centres** although these sites are more community focused, some are still likely to service a wider analysis area (or slightly wider). However, there may be more of a focus on a specific sport i.e. a dedicated site.

From a football perspective, these sites already seek to accommodate the growing emphasis on football venues catering for youth football (especially mini-soccer) matches. The conditions recommended for mini and youth football are becoming more stringent. This should be reflected in the provision of a unique tier of pitches for mini and youth football solely that can ensure player safety, as well as being maintained more efficiently. It is anticipated that both youth and mini-football matches could be played on these sites. Initial investment could be required in the short term and identified in the Action Plan.

Additionally, it is considered that some financial investment will be necessary to improve the ancillary facilities at both Strategic sites and Key Centre sites to complement the pitches in terms of access, flexibility (i.e. single-sex changing if necessary), quality and that they meet the rules and regulations of local competitions.

**Local club/education sites** refer to those sites which are hired to clubs for a season, or are sites which have been leased on a long-term basis. Primarily they are sites with more than one pitch. The level of priority attached to them for Council-generated investment may be relatively low and consideration should be given, on a site-by-site basis, to the feasibility of a club taking a long-term lease on the site (if not already present), in order that external funding can be sought.

It is possible that sites could be included in this tier which are not currently hired or leased to a club, but have the potential to be leased to a suitable club. Such sites will require some level of investment, either to the pitches or ancillary facilities, and it is anticipated that one of the conditions of offering a hire/lease is that the club would be in a position to source external funding to improve the facilities.

**Reserve sites** could be used as overspill for neighbouring sites and/or for summer matches/competitions, training or informal play. They are most likely to be single-pitch sites with no ancillary facilities.

# KIRKLEES

## PLAYING PITCH STRATEGY

---

### Management and development

The following issues should be considered when undertaking sports related site development or enhancement:

- ◀ Financial viability.
- ◀ Security of tenure.
- ◀ Planning permission requirements and any foreseen difficulties in securing permission.
- ◀ Adequacy of existing finances to maintain existing sites.
- ◀ Business Plan/Masterplan – including financial package for creation of new provision where need has been identified.
- ◀ Analysis of the possibility of shared site management opportunities.
- ◀ The availability of opportunities to lease sites to external organisations.
- ◀ Options to assist community groups to gain funding to enhance existing provision.
- ◀ Negotiation with landowners to increase access to private strategic sites.
- ◀ Football investment programme/3G pitches development with The FA.

### Action plan columns

#### *Partners*

The column indicating Partners refers to the main organisations that the Council would look to work with to support delivery of the actions. Given the extent of potential actions it is reasonable to assume that partners will not necessarily be able to support all of the actions identified but where the action is a priority and resource is available the partner will endeavour to provide support.

#### *Site hierarchy tier and priority level*

Strategic sites have a **high** priority level as they have Borough wide importance and have been identified on the basis of the impact that the site will have on addressing the key issues identified in the assessment.

Key centres are a **medium** priority and have analysis area importance and have been identified on the basis of the impact that the site will have on addressing the issues identified in the assessment.

**Low** priority sites are club or education sites with local specific importance and have been identified on a site by site basis as issues appertaining to individual sites but that may also contribute to addressing the issues identified in the assessment

#### **Costs**

The strategic actions have also been ranked as low, medium or high based on cost. The brackets in which these sit are:

(L) -Low - less than £50k; (M) -Medium - £50k-£250k; (H) -High £250k and above. These are based on Sport England's estimated facility costs which can be found at [www.sportengland.org/media/198443/facility-costs-4q13.pdf](http://www.sportengland.org/media/198443/facility-costs-4q13.pdf)

# KIRKLEES PLAYING PITCH STRATEGY

---

## ***Timescales***

The action plan has been created to be delivered over a ten year period. The information within the Assessment Report, Strategy and Action Plan will require updating as developments occur. The timescales relate to delivery times and are not priority based.

Timescales: (S) -Short (1-2 years); (M) - Medium (3-5 years); (L) - Long (6+ years).

## ***Site recommendation***

Each action seeks to meet at least one of the three aims of the Strategy; **Protect, Enhance, Provide.**

Due to the significant shortfalls in provision almost all sites are currently recommended to be protected. It is imperative therefore to **keep the action plan up to date and review regularly** as developments take place. With pitch improvements and/or facility developments the status of sites could therefore change, as could any site specific recommendations.

**KIRKLEES  
PLAYING PITCH STRATEGY**

**BATLEY & SPEN AREA ACTION PLAN**

KKP Site ID	OLS Ref	OL Class ID	Site	Address	Sport	Management	Current status	Recommended actions	Partners	Site hierarchy tier	Timescales <sup>3</sup>	Site recommendation	Cost <sup>4</sup>
9	484	1212	Batley Bulldogs RLFC (Formerly Mount Pleasant Stadium)	Heritage Road, Batley, WF17 7NZ	Rugby League	Club	Semi-professional rugby league club. Potential opportunity to develop the Site further e.g. with an artificial pitch.	Investigate the potential of developing a Rugby League Stadium Standard 3G pitch on the site aligned to community use by identified community rugby league clubs	Batley Bulldogs RLFC RFL	Key Centre	M	<b>PROTECT</b> Key site for rugby league in the Area	H
10	465	1177	Batley Business & Enterprise College	Blenheim Drive, Batley, WF17 0BJ	Football	College	Three adult and two mini 7v7 pitches all standard quality except for one poor adult pitch. There are 1.5 7v7 match equivalents spare. Adult pitches are heavily overplayed. Site used by Batley Juniors FC.	Investigate options to improve quality in order to address overplay and build future site capacity. Carry out analysis of the site alongside The FA to determine the suitability to become a football hub site	College FA	Key Centre	S	<b>PROTECT ENHANCE</b> Club site for football, as well as being used by the College.	M
					Cricket		One standalone artificial wicket, mainly used by the college	Investigate the potential of community use of the site for LMS.	College ECB	Local	S	<b>PROTECT</b> Unused school site	L
11	484	1213	Batley Cricket Club	Purlwell Hall Road, Batley, WF17 7NL	Cricket	Club	Standard quality square with 12 wickets. Minimal spare capacity for one Sunday team. One artificial wicket	Improve quality and maximise use to accommodate shortfalls in the Area.	ECB	Local	S	<b>PROTECT</b> Well used club site.	M
12	463	1249	Batley Girls High School	Windmill Lane, Batley, WF17 0LD	Football	School	One youth 11v11 and one youth 9v9 pitch, both poor quality. Used by Howden Clough U11-14 teams. Overplayed by one and 1.5 matches respectively	Investigate options to improve quality in order to address overplay and build future site capacity. Carry out analysis of the site alongside The FA to determine the suitability to become a football hub site	School FA	School	S	<b>PROTECT ENHANCE</b> Well used by the Club but limited curriculum use	M
13	86	1564	Batley Grammar School	Carlinghow Hill, Batley, WF17 0AD	Football	School	Three adult pitches and one youth 9v9 pitch all good quality. Overplayed by 2.5 and two matches respectively when accounting for curriculum use	Seek options for access to additional pitches to accommodate overplay. Carry out analysis of the site alongside The FA to determine the suitability to become a football hub site	School FA	Key Centre	M	<b>PROTECT</b> Used as a club site as well as by the School.	H
					Cricket		One good quality square with eight wickets, available but currently unused	Investigate potential to accommodate shortfalls within the Area.	ECB	Education	S	<b>PROTECT</b> Unused school site	L

<sup>3</sup> Timescales: (S) -Short (1-2 years); (M) - Medium (3-5 years); (L) - Long (6+ years).

<sup>4</sup> (L) -Low - less than £50k; (M) -Medium - £50k-£250k; (H) -High £250k and above



**KIRKLEES  
PLAYING PITCH STRATEGY**

KKP Site ID	OLS Ref	OL Class ID	Site	Address	Sport	Management	Current status	Recommended actions	Partners	Site hierarchy tier	Timescales <sup>5</sup>	Site recommendation	Cost <sup>6</sup>
14	463	1249	Batley Sports & Tennis Centre	Windmill Lane, Batley, WF17 0QD	AGP	Trust	Recently refurbished 3G pitch. Used by Howden Clough FC mini teams	Carry out analysis of the site alongside The FA to determine the suitability to become a football hub site	KAL	Key Centre	S	<b>PROTECT ENHANCE</b> Important site for football in the area	M
					Tennis		Four good quality polymeric courts with floodlights.	Ensure an appropriate maintenance regime is in place to retain the quality of the courts.					
15	539	1254	BBG Academy	Bradford Road, Gomersal, Cleckheaton, BD19 4BE	Football	School	One adult pitch unused by community clubs and one youth 11v11 pitch used by Gommersal & Cleckheaton FC. Both standard quality and overplayed when considering curriculum use	Investigate options to improve quality in order to address overplay and build future site capacity	FA	Education	M	<b>PROTECT</b> School site used for club matches	L
16	572	73	Beck Lane Football Ground	Beck Lane, Heckmondwike, WF16 0JZ	Football	Sports Club	Littletown FC club site with one good quality adult. Capacity available but not at peak time	Retain spare capacity in order to sustain / protect pitch quality	Club	Local	S	<b>PROTECT</b> Well used club site	L
221	538	1429	Birkenshaw BC	Bradford Road/Allen Croft, BD11 2DS	Bowls	Council	Council green likely to be able to accommodate additional demand	Sustain quality and maximise use to cater for potential future demand.	Club	Local	L	<b>PROTECT</b> Well used club site	L
19	461	1245	Birstall Cricket Club	Leeds Road, Birstall, Batley, WF17 0EJ	Cricket	Sports Club	14 wickets at the ground, potential spare capacity for 0.5 matches Sunday pm	Improve quality and maximise use to accommodate shortfalls in the Area.	ECB	Local	S	<b>PROTECT</b> Well used club site.	L
293	464	1381	Carlinghow Princess Royal Primary School	Ealand Road, Batley	Football	School	One standard quality mini 5v5 pitch unavailable for community use	Retain for school use, potential site for future community use if needed.	FA	Education	L	<b>PROTECT</b> Unavailable school site	L
27	466	1537	Carters Field	North Bank Road, Batley, WF17 8ES	Football	Council	Two poor quality adult pitches played to capacity. One poor quality youth 9v9 pitch overplayed by one match	Investigate options to improve quality in order to address overplay and build future site capacity	FA	Local	M	<b>PROTECT ENHANCE</b> Well used site for football	M
31	476	2615	Chestnut Avenue Playing Fields	Chestnut Avenue, Batley, WF17 7DH	Football	Council	Site being developed for use by Mount Pleasant Juniors FC.	Ensure maximum use of the site is achieved and pitch quality is maintained.	FA	Club	S	<b>PROTECT ENHANCE</b> Future sports club site	M
359	489	1353	Cleckheaton Bowling Club	Park View, Cleckheaton, BD19 3AP	Bowls	Club	Private site with two lapsed bowling greens. Clubhouse burnt down in March 2015. Unlikely to be demand for greens	Unlikely to be required to service Bowls demand. Further investigate.	Council	-	M	Unlikely to be required to service Bowls demand. Further investigate.	-

<sup>5</sup> Timescales: (S) -Short (1-2 years); (M) - Medium (3-5 years); (L) - Long (6+ years).

<sup>6</sup> (L) -Low - less than £50k; (M) -Medium - £50k-£250k; (H) -High £250k and above

**KIRKLEES  
PLAYING PITCH STRATEGY**

KKP Site ID	OLS Ref	OL Class ID	Site	Address	Sport	Management	Current status	Recommended actions	Partners	Site hierarchy tier	Timescales <sup>7</sup>	Site recommendation	Cost <sup>8</sup>
227	1001	975	Cleckheaton Moorend Working Men's Club	Victoria Street, Cleckheaton, BD19 3TF	Bowls	Private	Private bowls club likely to be able to accommodate future demand.	Sustain quality and maximise use to cater for potential future demand.	Club	Local	L	<b>PROTECT</b> Local club site	L
32	560	1363	Cleckheaton Sports Club	Bradford Road, Cleckheaton, BD19 3UD	Cricket	Sports Club	Nine wickets significantly overplayed by a total of 31 matches per season	Investigate potential to increase number of wickets on the square or seek access to additional pitch to accommodate overplay.	ECB	Local	S	<b>PROTECT</b> Well used club site	M
					Rugby Union		One standard quality senior pitch overplayed by one match session	Improve quality and maximise use to accommodate shortfalls in the Area.	RFU	Local	S	<b>PROTECT</b> Well used club site	L
					Bowls		Two good quality greens, well used by several teams.	Ensure good quality maintenance continues in order to sustain quality and usage.	Club Bowling Association	Local	L	<b>PROTECT</b> Well used club site	S-M
37	88	1566	Crossbank Methodists Cricket Club	The Rumbolds Lea Road, Batley, WF17 8BB	Cricket	Sports Club	Standard quality ten wicket square with two matches of capacity available	Improve quality and maximise use to accommodate shortfalls in the Area	ECB	Local	S	<b>PROTECT</b> Well used club site	L
232	480	1550	Dewsbury Gate Park	Dewsbury Gate, Staincliffe, Batley	Bowls	Council	Two council greens likely to be able to accommodate additional demand.	Sustain quality and maximise use to cater for potential future demand.	Council	Local	L	<b>PROTECT</b> Well used club site	L
52	535	1251	East Bierley Cricket Club	South View Road, Bradford, BD4 6PJ	Cricket	Sports Club	12 wickets at the ground, 12 matches available but none at weekends. One artificial wicket	Improve quality and maximise use to accommodate shortfalls in the Area	ECB	Local	S	<b>PROTECT</b> Local club site	L
53	102	1265	East Bierley Recreation Ground	Hunsworth Lane, Bradford, BD4 6PU	Football	Council	One good quality adult pitch with spare capacity for one match per week at peak time. Poor quality changing facilities.	Improve poor quality changing facilities. Retain spare capacity in order to sustain / protect pitch quality	FA	Local	S	<b>PROTECT</b> Local football site	M
					Rugby League		One poor quality pitch played to capacity by Birkenshaw RLFC. Poor quality changing facilities	Improve poor quality changing facilities on site Improve quality of pitch and maximise use to accommodate shortfalls in the Area	RFL	Local	S	<b>PROTECT ENHANCE</b> Well used club site	M
297	478	1189	Field Lane J & I School	Albion Street, Batley	Football	Council	One standard quality mini 5v5 pitch unavailable for community use	Retain for school use, potential site for future community use if needed.	FA	Education	L	<b>PROTECT</b> Used by school	L
203	553	57	Firth Park	Westgate, Flush, Heckmondwike, WF16 0HH	Tennis	Council	Three good quality macadam courts, no floodlighting. Often casual use during summer	Ensure court maintenance retains current quality.	LTA	Local	L	<b>PROTECT</b> Local site for casual use	L
		58			Bowls		Two greens with capacity for additional use and pay and play	Sustain quality and maximise use to cater for potential future demand.	Council	Local	L	<b>PROTECT</b> Local site for casual and club	L

<sup>7</sup> Timescales: (S) -Short (1-2 years); (M) - Medium (3-5 years); (L) - Long (6+ years).

<sup>8</sup> (L) -Low - less than £50k; (M) -Medium - £50k-£250k; (H) -High £250k and above

**KIRKLEES  
PLAYING PITCH STRATEGY**

KKP Site ID	OLS Ref	OL Class ID	Site	Address	Sport	Management	Current status	Recommended actions	Partners	Site hierarchy tier	Timescales <sup>7</sup>	Site recommendation	Cost <sup>8</sup>
												use	

KKP Site ID	OLS Ref	OL Class ID	Site	Address	Sport	Management	Current status	Recommended actions	Partners	Site hierarchy tier	Timescales <sup>9</sup>	Site recommendation	Cost <sup>10</sup>
351	552	56	Former Heckmondwike & Carlinghow CC	Chapel Lane, Heckmondwike	Cricket	-	Lapsed site for over 10 years. Former cricket ground. Club relocated and site became disused. Site potentially too small for full size cricket outfield but could accommodate other sports. Would require investment.	Consider feasibility of bringing playing fields back in to use and further investigate demand for each sport.	Council	Local	L	<b>PROTECT</b> With investment site could potentially accommodate shortfalls in the Area.	M
234	479	1191	France Street	France Street, Batley, WF17 6NU	Bowls	Council	One green used by Soothill Park Vets BC with capacity for additional use and pay and play	Sustain quality and maximise use to cater for potential future demand.	Council	Local	L	<b>PROTECT</b> Local site for casual and club use	L
61	544	1643	Gomersal Cricket Club	Oxford Road, Gomersal, Cleckheaton, BD19 4HE	Cricket	Sports Club	12 wicket square overplayed by four matches	Improve quality and investigate potential to increase number of wickets on the square or seek access to additional pitch to accommodate overplay.	ECB	Local	S	<b>PROTECT</b> Important site for cricket in the Area	M
300	103	1662	Gomersal Primary School	Oxford Road, Gomersal, Cleckheaton	Football	School	One standard mini 7v7 pitch with capacity but unavailable at peak time. One youth 9v9 pitch current unused by community clubs	Consider community use agreement for the site to address shortfall in 9v9 provision.	FA	Local	S	<b>PROTECT</b> School site used for club matches	S
67	119	11	Hartshead Junior & Infant School	School Lane, Hartshead, Liversedge, WF15 8AW	Football	School	One standard quality mini 5v5 pitch unavailable for community use	Retain for school use, potential site for future community use if needed.	FA	Education	L	<b>PROTECT</b> Used by school	L
68	490	1360	Hartshead Moor Cricket Club	Highmoor Lane off Halifax Road, Liversedge, WF15 8DU	Cricket	Sports Club	Site has 14 wickets of standard quality, overplayed by six matches	Improve quality and investigate potential to increase number of wickets on the square or seek access to additional pitch to accommodate overplay.	ECB	Local	S	<b>PROTECT</b> Important site for cricket in the Area	M
69	574	76	Hartshead Rec	School Lane, Hartshead, Liversedge, WF15 8AW	Football	Council	One standard quality adult pitch used by Hartshead FC. 0.5 matches spare capacity available at peak time	Improve quality and retain spare capacity in order to sustain / protect pitch quality	FA	Local	S	<b>PROTECT</b> Local football site	M
73	557	64	Heckmondwike Grammar School	High Street, Heckmondwike, WF16 0AH	Football	School	Five good quality pitches, of which two adult pitches are overplayed by 1.5	Seek options for access to additional pitches to accommodate overplay.	FA	Key Centre	S	<b>PROTECT</b> School site used for club matches	L

<sup>9</sup> Timescales: (S) -Short (1-2 years); (M) - Medium (3-5 years); (L) - Long (6+ years).

<sup>10</sup> (L) -Low - less than £50k; (M) -Medium - £50k-£250k; (H) -High £250k and above

**KIRKLEES  
PLAYING PITCH STRATEGY**

KKP Site ID	OLS Ref	OL Class ID	Site	Address	Sport	Management	Current status	Recommended actions	Partners	Site hierarchy tier	Timescales <sup>9</sup>	Site recommendation	Cost <sup>10</sup>
							matches when considering school use. Two mini 5v5 pitches and one youth 9v9 pitch have 1.5 and 0.5 matches spare capacity available at peak time respectively	Carry out analysis of the site alongside The FA to determine the suitability to become a football hub site					
	555				Rugby League		One poor quality pitch currently unused. Overplayed when considering school use	Improve quality of pitch and maximise use to accommodate shortfalls in the Area	RFL	Local	S	<b>PROTECT</b> Used by school	L
	555	62			AGP		One standard quality sand filled pitch used for matches by four different hockey clubs. Unavailable in the evenings due to lack of floodlighting	Identify funding for future replacement of carpet and identify feasibility of providing floodlighting to the pitch.	EH	Key Centre	S	<b>PROTECT</b> Key hockey venue for matches	H
74	551	55	Heckmondwike Sports Club	Cemetery Road, Heckmondwike, WF16 9ED	Football	Sports Club	One standard quality adult pitch with 0.5 matches spare capacity at peak time. One mini 5v5 and one 7v7 both good quality, each with one match available at peak time	Improve quality and retain spare capacity in order to sustain / protect pitch quality	FA	Local	S	<b>PROTECT</b> Well used club site	L
					Cricket		10 wickets with spare capacity of ten matches, available on Sunday pm	Improve quality and maximise use to accommodate shortfalls in the Area	ECB	Local	S	<b>PROTECT</b> Well used club site	L
					Bowls		Private bowls club with two greens, likely to be able to accommodate future demand.	Sustain quality and maximise use to cater for potential future demand.	Council	Local	L	<b>PROTECT</b> Local club site	L
206	1089	888	Hillside Tennis Club	Spens Lane, Gomersal, Liversedge, BD19 4AB	Tennis	Sports Club	Three good quality tarmac courts with no floodlighting	Ensure court maintenance retains current quality.	LTA	Local	L	<b>PROTECT</b> Important local tennis site	L
86	462	1246	Howden Clough Playing Fields	Leeds Road, Howden Clough, Batley, WF17 0JD	Football	Council	One good quality adult pitch used by Howden Clough FC. One match spare capacity available at peak time	Retain spare capacity in order to sustain / protect pitch quality	FA	Local	S	<b>PROTECT</b> Local site well used for football	L
90	483	1216	Hyrstlands Park	Hyrstlands Road, Batley, WF17 7JT	Football	Council	Two poor quality pitches of mini 5v5 and 7v7 sizes. Mini 7v7 spare capacity of 0.5 matches at peak time. Currently used by Mount Pleasant FC	Improve quality and retain spare capacity in order to sustain / protect pitch quality	FA	Local	S	<b>PROTECT</b> Local site well used for football	M
					Cricket		Ten wickets square with one artificial wicket. Previously used by Mount CC but currently unused	Consider feasibility of bringing playing fields back in to use and further investigate demand for each sport.	Council	Local	L	<b>PROTECT</b> Due to shortfalls in the area the pitch is required	M
					Bowls		Lapsed Bowling Green.	Unlikely to be required to	Council	-	M	Unlikely to be	-

**KIRKLEES  
PLAYING PITCH STRATEGY**

KKP Site ID	OLS Ref	OL Class ID	Site	Address	Sport	Management	Current status	Recommended actions	Partners	Site hierarchy tier	Timescales <sup>9</sup>	Site recommendation	Cost <sup>10</sup>
							Unlikely that demand exists for green.	service Bowls demand. Further investigate.				required to service Bowls demand. Further investigate.	

**KIRKLEES  
PLAYING PITCH STRATEGY**

KKP Site ID	OLS Ref	OL Class ID	Site	Address	Sport	Management	Current status	Recommended actions	Partners	Site hierarchy tier	Timescales <sup>11</sup>	Site recommendation	Cost <sup>12</sup>
91	484	1212	Hyrstmount STP	Heritage Road, Batley, WF17 7NZ	AGP	Council	Standard quality sand filled pitch used by rugby league teams for training	Investigate the potential of changing the surface to a Rugby League Community Standard 3G pitch	RFL Council Clubs FA	L	L	<b>PROTECT ENHANCE</b> Pitch required due to shortfalls	H
93	117	1667	King George V Playing Field	Halifax Road, Hightown, Liversedge, WF15 8DU	Football	Council	Two standard quality adult pitches used by five different teams. 0.5 matches available at peak time	Improve quality and retain spare capacity in order to sustain / protect pitch quality	FA	Local	S	<b>PROTECT</b> Local site well used for football	L
95	540	1255	Kingsley Rec	Kingsley Crescent, Birkenshaw, Bradford, BD11 2NL	Football	Council	One poor quality adult pitch played to capacity by Birkenshaw FC.	Improve quality and retain spare capacity in order to sustain / protect pitch quality	FA	Local	S	<b>PROTECT</b> Local site well used for football	L
101	546	37	Leeside School Fields	Leeds Old Road, Heckmondwike, WF16 9BB	Football	School	One poor quality adult pitch used by Six Lane Ends FC and overplayed when considering school use. Possible school rebuild could result in pitch converted to rugby league	Work with club to find a suitable alternative home pitch, should a school rebuild go ahead	FA	Local	S	<b>PROTECT PROVIDE</b> Used by school, replace provision if school rebuilt	L
					Rugby League		Two poor quality pitches, one senior and one junior size used by Birstall Victoria ARLFC. Possible school rebuild could threaten the loss of one pitch. No access to changing facilities onsite	Establish security of tenure for rugby league onsite and support the Club in securing access to changing or development of external changing facility	RFL	Local	S	<b>PROTECT PROVIDE</b> Used by school, replace provision if school rebuilt	M
113	112	9	Liversedge Cricket Club	Roberttown Lane, Liversedge, WF15 7NP	Cricket	Sports Club	12 grass wickets overplayed by four matches per season. One artificial wicket	Improve quality and investigate potential to increase number of wickets on the square or seek access to additional pitch to accommodate overplay.	ECB	Local	S	<b>PROTECT</b> Well used club site	M
114	118	1375	Liversedge Football Club	Quaker Lane, Cleckheaton, BD19 5JD	Football	Sports Club	One good quality adult pitch which meets the required Step 5 ground requirements. One match space capacity at peak time	Retain quality and spare capacity in order to protect pitch quality	FA	Local	S	<b>PROTECT</b> Key site for football the area	L
209	571	71	Liversedge Tennis Club	Richmond Park Avenue, Roberttown, WF15 7NZ	Tennis	Sports Club	Four good quality artificial courts, of which two are floodlit	Ensure court maintenance retains current quality.	LTA	Local	L	<b>PROTECT</b> Well used club site	L

<sup>11</sup> Timescales: (S) -Short (1-2 years); (M) - Medium (3-5 years); (L) - Long (6+ years).

<sup>12</sup> (L) -Low - less than £50k; (M) -Medium - £50k-£250k; (H) -High £250k and above



**KIRKLEES  
PLAYING PITCH STRATEGY**

KKP Site ID	OLS Ref	OL Class ID	Site	Address	Sport	Management	Current status	Recommended actions	Partners	Site hierarchy tier	Timescales <sup>13</sup>	Site recommendation	Cost <sup>14</sup>
304	475	1185	Lydgate J & I School	Lydgate, Batley	Football	School	One standard quality adult pitch unavailable for use	Consider community use agreement for the site to address shortfall in adult provision.	FA	Local	S	<b>PROTECT</b> Used by school	L
335	1431	2642	Mill Street	Mill Street, Birstall	Football		One standard quality adult pitch used by Birstall St Patricks FC. Spare capacity of 0.5 matches available at peak time	Improve quality and retain spare capacity in order to sustain / protect pitch quality	FA	Local	S	<b>PROTECT</b> Local football site	L
337	550	46	Millbridge Junior & Infant School	Vernon Road, Liversedge	Football	School	One standard quality youth 9v9 pitch used by Cleckheaton Sporting FC. No spare capacity at peak time	Improve quality and retain spare capacity in order to sustain / protect pitch quality	Club	Local	S	<b>PROTECT</b> School site used for club matches	
212	567	1724	Millbridge Park	Sampson Street, Heckmondwike, WF15 6JP	Bowls	Council	One green used by Millbridge Park BC with capacity for additional use and pay and play	Sustain quality and maximise use to cater for potential future demand.	Council	Local	L	<b>PROTECT</b> Local site for casual and club use	L
					Tennis		One lapsed Council tennis court.	Other council courts available in the Area. Further investigate demand at this site. Investment for improvements likely to be required.					
129	487	1347	Moorend Recreation Ground	Hunsworth Lane, Cleckheaton, BD19 4EJ	Football	Council	One standard quality adult pitch available but currently unused	Improve quality and identify potential club(s) to use the site.	Council	Local	S	<b>PROTECT</b> Local football site. Retain to help address overplay	M
363	484	1214	Mount Pleasant Bowling Club	Purwell Hall Road, WF17 7NZ	Bowls	Club	Good quality bowling green.	Sustain quality and maximise use to cater for potential future demand.	Club	Local	L	<b>PROTECT</b> Local club site	L
132	104	1663	Nibshaw Rec	Nibshaw Lane, Gomersal, Cleckheaton, BD19 4PD	Football	Council	Two good quality pitches, one adult and one mini 7v7 used by Gommersal & Cleckheaton FC. Spare capacity for 1.5 and five matches respectively but neither available at peak time	Retain quality and spare capacity in order to protect pitch quality	FA	Local	S	<b>PROTECT</b> Local football site well used by club	L
357	573	74	Norristhorpe Junior & Infant School Playing Fields	School Street, Norristhorpe	Football	School	Mini 5v5 pitch on site. Does not currently have any community use.	Retain for school use, potential site for future community use if needed.	FA	Education	L	<b>PROTECT</b> Protect for school use.	L
133	113	10	Norristhorpe Recreation Ground	Norristhorpe Lane, Liversedge, WF15 7AA	Football	Council	Two standard quality mini 5v5 pitches, available for use but currently unused	Explore potential for remarking as youth 9v9 to accommodate existing overplay	FA	Council	L	<b>PROTECT</b> Local football site	L

<sup>13</sup> Timescales: (S) -Short (1-2 years); (M) - Medium (3-5 years); (L) - Long (6+ years).

<sup>14</sup> (L) -Low - less than £50k; (M) -Medium - £50k-£250k; (H) -High £250k and above

**KIRKLEES  
PLAYING PITCH STRATEGY**

KKP Site ID	OLS Ref	OL Class ID	Site	Address	Sport	Management	Current status	Recommended actions	Partners	Site hierarchy tier	Timescales <sup>15</sup>	Site recommendation	Cost <sup>16</sup>
136	80	1260	Owler Lane Recreation Ground	Owler Lane, Birstall, WF17	Football	Council	One lapsed youth 11v11 pitch.	Explore feasibility of bringing pitch back in to use.	FA	Council	M	<b>PROTECT ENHANCE</b> With improvements pitches could help to reduce current shortfalls.	L
139	124	1734	Princess Mary Rugby Field	Primrose Lane, off Bradford Road, Liversedge, WF15 6NW	Football	Council	One standard adult pitch played to capacity and two standard mini 5v5 pitches, the latter with 5.5 matches spare capacity but none available at peak time.	Improve quality and retain spare capacity in order to sustain / protect pitch quality	Council	Local	S	<b>PROTECT</b> Local football site well used by club	L
214	459	1235	Raikes Lane	Soothill Lane, Birstall, WF17 9QU	Bowls	Council	One standard quality green used by Birstall BC. Quality improved due to increased maintenance. Capacity for additional use and pay and play	Sustain quality and maximise use to cater for potential future demand.	Council	Local	L	<b>PROTECT</b> Local site for casual and club use	L
143	115	7	Roberttown Church Of England Voluntary Controlled Junior And Infant School	Church Road, Liversedge, WF15 8BE	Football	School	One standard quality mini 5v5 pitch unavailable for community use	Retain for school use, potential site for future community use if needed.	FA	Education	L	<b>PROTECT</b> Strategic reserve if demand increases in the Area.	L
215	92	1989	Royds Park	Rawfolds, Cleckheaton, BD19 3RW	Tennis	Council	One average quality macadam court	Retain for community use	Council	Local	L	<b>PROTECT</b> Local site.	L
267	92	1990	Royds Park (Liversedge)	Bradford Road, Liversedge, BD19 5LY	Bowls	Council	One green used by Royds Park BC. Club reports increase in membership and added one extra team. Capacity for further growth in membership and additional use	Sustain quality and maximise use to cater for potential future demand.	Council	Local	L	<b>PROTECT</b> Well used club site.	L
151	488	1350	Scholes Cricket Club	New Popplewell Lane, Scholes, Cleckheaton, BD19 6NN	Cricket	Sports Club	16 wickets with spare capacity for an additional 40 matches, available on Sundays. One artificial wicket	Improve quality and maximise use to accommodate shortfalls in the Area	ECB	Local	S	<b>PROTECT</b> Local club site.	L
					Football		One standard quality adult pitch with 0.5 matches available, though not at peak time	Improve quality and retain spare capacity in order to sustain / protect pitch quality	Club	Local	S	<b>PROTECT</b> Local club site.	L

<sup>15</sup> Timescales: (S) -Short (1-2 years); (M) - Medium (3-5 years); (L) - Long (6+ years).

<sup>16</sup> (L) -Low - less than £50k; (M) -Medium - £50k-£250k; (H) -High £250k and above



**KIRKLEES  
PLAYING PITCH STRATEGY**

KKP Site ID	OLS Ref	OL Class ID	Site	Address	Sport	Management	Current status	Recommended actions	Partners	Site hierarchy tier	Timescales <sup>17</sup>	Site recommendation	Cost <sup>18</sup>
159	542	1610	Shirley Recreation Ground	Shirley Lane, Gomersal, Cleckheaton, BD19 4LX	Football	Council	One standard quality adult pitch used by Gommersal & Cleckheaton FC. 1.5 matches spare capacity with 0.5 matches available at peak time	Improve quality and retain spare capacity in order to sustain / protect pitch quality	Council	Local	S	<b>PROTECT</b> Local club site.	L
163	764	2265	Spenn Bottoms Recreation Ground/Cleckheaton Lawn Tennis Club	Church Street, Cleckheaton, BD19 3RG	Football	Council	One standard quality mini 5v5 pitch available but currently unused	Retain for community use if needed.	FA	Council	L	<b>PROTECT</b> Strategic reserve if demand increases in the Area.	L
					Tennis	Sports Club	Five good quality courts, none of which are floodlit, made up of one grass, two macadam and two clay courts. Aspiration to provide two new courts	Ensure court maintenance retains current quality. Investigate feasibility of adding new courts to the site.	LTA	Local	L	<b>PROTECT</b> Well used club site.	M
164	114	6	Spenn Valley Sports College	Roberttown Lane, Liversedge, WF15 7LX	Football	College	Four standard quality pitches mostly used by Littleton FC. One mini 5v5 played to capacity with two adult and one mini 7v7, overplayed when considering school use.	Improve quality and retain spare capacity in order to sustain / protect pitch quality. Carry out analysis of the site alongside The FA to determine the suitability to become a football hub site	FA	Education	S	<b>PROTECT</b> Well used College site with community use.	M
					Rugby League		One standard quality senior pitch unused by community clubs but overplayed when considering school use	Consider improvements to pitch to help reduce shortfalls in the area.	RFL	Education	S	<b>PROTECT ENHANCE</b> With improvements pitches could help to reduce current shortfalls.	L
165	105	1664	Spenn Victoria Cricket Bowling And Athletic Club	Spenn Lane, Gomersal, Cleckheaton, BD19 4PJ	Cricket	Sports Club	14 wickets with spare capacity for six more matches per season, though not available at peak time	Improve quality and maximise use to accommodate shortfalls in the Area	ECB	Local	S	<b>PROTECT</b> Well used club site.	L
					Bowls		One green with likely spare capacity for additional use. Second green disused.	Sustain quality and maximise use to cater for potential future demand. Unlikely to require a second green.	Club	Local	L	<b>PROTECT</b> Local club site.	L
166	123	1730	Spennborough Pool & Fitness Complex	Bradford Road, Liversedge, WF15 6LW	Football	Trust	One standard quality adult pitch available for community use but currently unused	Assess potential of bringing pitch back in to use.	Council	Local	M	<b>PROTECT</b> Due to shortfalls in the area the pitch is required.	L
270	917	783	Spennborough United Ex Servicemen's Club	Moorland House, Bradford Road, BD19 3SU	Bowls	Private	Lapsed site, one crown green previously in existence	Unlikely to be required to service Bowls demand. Further investigate.	Club	-	M	Unlikely to be required to service Bowls demand. Further	-

<sup>17</sup> Timescales: (S) -Short (1-2 years); (M) - Medium (3-5 years); (L) - Long (6+ years).

<sup>18</sup> (L) -Low - less than £50k; (M) -Medium - £50k-£250k; (H) -High £250k and above

**KIRKLEES  
PLAYING PITCH STRATEGY**

KKP Site ID	OLS Ref	OL Class ID	Site	Address	Sport	Management	Current status	Recommended actions	Partners	Site hierarchy tier	Timescales <sup>17</sup>	Site recommendation	Cost <sup>18</sup>
												investigate.	
317	476	1548	Staincliffe CE Junior	Staincliffe Hall Road, Batley	Football	School	Two standard quality mini 5v5 pitches currently unavailable for community use	Retain for school use, potential site for future community use if needed.	FA	Education	L	<b>PROTECT</b> Protect due to current shortfalls in the area.	L
170	481	1553	Staincliffe Playing Fields & Cricket Ground	Halifax Road, Staincliffe, Dewsbury, WF13 4BD	Rugby League	Council	One poor quality senior pitch used all year round and therefore has no capacity for additional use. Poor drainage causes pitch to become waterlogged in winter	Improve poor quality pitch on site.	RFL	Local	S	<b>PROTECT ENHANCE</b> Well used club site. With improvements pitches could help to reduce current shortfalls.	L
		Cricket			10 wickets overplayed by two matches per season by Mount CC. One artificial wicket		Improve quality and investigate potential to increase number of wickets on the square or seek access to additional pitch to accommodate overplay.	ECB	Local	S	<b>PROTECT</b> Well used club site.	L	
169	466	1538	St Mary's Primary	Upton Street, WF17 8PH	Football		Unused youth 9v9 pitch by community but school use.	Consider community use agreement for the site to address shortfall in 9v9 provision.	FA	Education	S	<b>PROTECT</b> Pitch could help to reduce current shortfalls.	L
175	477	1186	Taylor Street	Victoria Avenue, Batley, WF17 5BA	Rugby League	Council	One poor quality junior pitch used by Batley Boys ARLFC for matches and training. Overplayed with no capacity for further use	Improve poor quality pitch on site. Seek to remove or reduce training demand on pitch to alleviate overplay	RFL	Local	S	<b>PROTECT ENHANCE</b> Well used club site. With improvements pitches could help to reduce current shortfalls.	L
275	1074	861	Hightown Bowling Green	Halifax Road, Hightown, Liversedge, WF15 8JF	Bowls	Private	One crown green with likely capacity to accommodate future play	Sustain quality and maximise use to cater for potential future demand.	Club	Local	L	<b>PROTECT</b> Local club site	L
281	81	1261	Upper Batley Lane Fields	Upper Batley Lane, Batley	Football	Council	Two standard quality pitches played to capacity by Howden Clough FC	Improve quality and retain spare capacity in order to sustain / protect pitch quality. Carry out analysis of the site alongside The FA to determine the suitability to become a football hub site	FA	Local	S	<b>PROTECT</b> Well used club site	L
188	489	1352	West End Park	Park View, Cleckheaton BD19 3AP	Football	Council	Lapsed adult pitch. Potential to be brought back in to use.	Likely to need some investment in order to be brought back in to use but could help to reduce current shortfalls in the Area.	FA	Local	S	<b>PROTECT ENHANCE</b> With improvements pitches could help to reduce current shortfalls.	M

**KIRKLEES  
PLAYING PITCH STRATEGY**

KKP Site ID	OLS Ref	OL Class ID	Site	Address	Sport	Management	Current status	Recommended actions	Partners	Site hierarchy tier	Timescales <sup>19</sup>	Site recommendation	Cost <sup>20</sup>
331	91	1368	Whitcliffe Mount Playing Fields	Whitechapel Road, Scholes, Cleckheaton, BD19 6HW	Football	KAL	Three standard quality pitches of adult, youth 11v11 and 9v9 sizes. All pitches are overplayed when considering school use. Imported club demand from Wyke Wanderers FC	Improve the quality of pitches and identify options for access to additional pitches to accommodate overplay.	FA	Local	S	<b>PROTECT</b> Well used School site with community use.	M
					Rugby Union		Two poor quality pitches used by Cleckheaton RUFC as an additional venue for senior and juniors. Site is overplayed and has no capacity for additional use	Improve quality in order to address shortfall in match equivalents in the Area.	RFU	Local	S	<b>PROTECT ENHANCE</b> Very well used club site. With improvements pitches could help to reduce current shortfalls.	M
192	90	1367	Whitechapel Church Of England Primary School	Whitechapel Road, Cleckheaton, BD19 6HR	Football	School	Four poor quality pitches mainly used by Gommersal & Cleckheaton FC. One adult and one mini 7v7 pitch both currently available but unused. One youth 9v9 currently overplayed. One youth 11v11 with 0.5 matches spare capacity available at peak time	Improve quality in order to address shortfall in match equivalents in the Area (especially for adult, youth and 9v9 pitches).	FA	Local	S	<b>PROTECT ENHANCE</b> Used by school and club. With improvements pitches could help to reduce current shortfalls.	M
364	85	1264	White Lee Football Ground	Smithies Moor Lane, Batley	Football	Trust	Lapsed Youth 11v11 pitch.	Assess potential of bringing pitch back in to use.	Council	Local	S-M	<b>PROTECT</b> Due to shortfalls in the area the pitch is required.	L
218	83	1559	Wilton Park	Bradford Road, Batley WF17 0AS	Bowls	Council	Two greens used by Wilton Park Vets BC with capacity for additional use and pay and play. Club has decreasing membership and 21 active players. Subject to misuse and damage	Consider ways to maximise use of double green capacity, or viability of two greens in operation	Council	Local	S	<b>PROTECT</b> Local club site. Further investigate the demand for two greens.	L
278	83	1560	Wilton Park	Bradford Road, Dewsbury, WF17 8JH	Tennis	Council	Four good quality polymeric courts without floodlights.	Ensure court maintenance retains current quality.	LTA	Local	L	<b>PROTECT</b> Local site.	

<sup>19</sup> Timescales: (S) -Short (1-2 years); (M) - Medium (3-5 years); (L) - Long (6+ years).

<sup>20</sup> (L) -Low - less than £50k; (M) -Medium - £50k-£250k; (H) -High £250k and above

**KIRKLEES  
PLAYING PITCH STRATEGY**

**DEWSBURY & MIRFIELD AREA ACTION PLAN**

KKP Site ID	OLS Ref	OL Class ID	Site	Address	Sport	Management	Current status	Recommended actions	Partners	Site hierarchy tier	Timescales	Site recommendation	Cost
18	494	1532	Birkdale High School	Wheelwright Drive, Dewsbury, WF13 4JB	Football	Council	Lapsed youth 11v11 and 9v9 pitches.	Explore feasibility of bringing back in to use to accommodate shortfalls in the Area.	Council FA	Local	M	<b>PROTECT ENHANCE</b> With improvements pitches could potentially help to reduce current shortfalls	M-H
291	510	1587	Boothroyd Primary Academy	Temple Road, Dewsbury	Football	School	Standard mini 5v5 pitch not available for community use.	Retain for school use, potential site for future community use if needed.	School FA	Education	L	<b>PROTECT</b> Strategic reserve if demand increases in the Area	L
23	101	1652	Bridge Street Playing Fields	Dewsbury, WF13 3EN	Football	Council	Two good quality adult pitches currently unused.	Explore opportunity to reconfigure pitch for other formats and secure use for a local club.	FA	Key Centre	S	<b>PROTECT</b> Pitches could help to reduce current shortfalls	L
					Cricket		Standard quality with nine wickets on the square used for Sunday cricket. Potential spare capacity for one Sunday team.	Maximise use to accommodate shortfalls in the Area.	ECB		S	<b>PROTECT</b> Local club site	L
292	498	1295	Bywell CE Junior School	Bendigo Road, West Dewsbury	Football	School	Standard mini 5v5 pitch not available for community use.	Retain for school use, potential site for future community use if needed.	School FA	Education	L	<b>PROTECT</b> Strategic reserve if demand increases in the Area	L
102	498	2618	Bywell Playing Fields	Leeds Road, Dewsbury, WF12 7DR	Football	Council	Two adult standard pitches with spare capacity for two matches per week.	Improve quality and maximise use of the site to best effect to accommodate demand.	Council FA		M	<b>PROTECT</b> Local club site	M
					Rugby league		Two poor quality senior pitches overplayed by 9.5 matches.	Improve pitch quality and explore options for additional dedicated training space to address overplay.	Council RFL		S	<b>PROTECT ENHANCE</b> Heavily used. With improvements pitches could help to reduce current shortfalls	M
201	497	1293	Carr House Park	Rock House Drive, Dewsbury, WF13 2BU	Tennis	Council	One poor quality macadam court.	Improve quality and maximise use for pay and play opportunities.	Council	Local	M	<b>PROTECT</b> Local site	M
28	587	1460	Castle Hall Academy	Richard Thorpe Avenue, Mirfield, WF14 9PH	Football	School	Two adult, two 9v9 and one 7v7 all poor quality. Used by Norristhorpe FC and Hopton FC.	Explore options to improve quality.	FA	Education	S	<b>PROTECT ENHANCE</b> Used as a club site as well as by the School	M
					Cricket		School	Four outdoor nets of standard quality.	Allow clubs to make better use of nets for training.		ECB		S

**KIRKLEES  
PLAYING PITCH STRATEGY**

KKP Site ID	OLS Ref	OL Class ID	Site	Address	Sport	Management	Current status	Recommended actions	Partners	Site hierarchy tier	Timescales	Site recommendation	Cost
30	522	1505	Centenary Square Football Field	Centenary Square, Thornhill Lees, Dewsbury, WF12 9HJ	Football	Council	One standard quality adult pitch. No changing facilities. Used by Savile United FC. Spare capacity for one match at peak time.	Maximise use of the site and explore opportunities for funding for modular changing facility.	FA	Local	S	<b>PROTECT</b> Local club site	M-H
294	509	1315	Chickenley Community JI & N School	Princess Road, Dewsbury	Football	School	Standard mini 5v5 pitch not currently available for community use.	Retain for school use, potential site for future community use if needed.	School FA	Education	L	<b>PROTECT</b> Strategic reserve if demand increases in the Area	L
34	100	1647	Crawshaw Street Playing Fields	Tanhouse Street, Dewsbury, WF13 3ES	Football	Council	Three adult and one 5v5 standard quality pitches. 5v5 unused. Spare capacity on adult for 1.5 matches per week.	Retain spare capacity in order to help improve/sustain quality.	Council	Local	S	<b>PROTECT</b> Local club site	L
295	578	1445	Crossley Fields J & I School	Wellhouse Lane, Mirfield	Football	School	Two standard adult pitches. Spare capacity for 1.5 matches at peak time. Used by Old Bank WMC FC.	Retain spare capacity in order to help improve/sustain quality.	School	Education	S	<b>PROTECT</b> Used as a club site as well as by the School	L
39	504	1579	Crow Nest Park	Boothroyd Lane, Dewsbury, WF13 2LW	Rugby league	Council	One senior, one junior and one primary pitch, all poor quality and overplayed by 2.5 sessions. Used by Dewsbury Celtic RLFC.	Improve quality in order to address overplay.	Council RFL	Key Centre	M	<b>PROTECT ENHANCE</b> Well used club site	M
	504	1585			Bowls		Green likely to be able to accommodate future demand.	Sustain quality and maximise use to cater for potential future demand.	Council		L	<b>PROTECT</b> Local club site	L
	504	1581			Tennis		Four good macadam courts, not floodlit.	Sustain court quality/capacity as required in the future.	Council		L	<b>PROTECT</b> Local site	L
296	590	1465	Crowlees CE J & I School	Springfield Park, off Parker Lane, Mirfield	Football	School	One standard adult pitch not available for community use.	Retain for school use, potential site for future community use if needed.	FA	Education	L	<b>PROTECT</b> Pitch required due to shortfalls	L
46	499	1577	Dewsbury Moor ARLFC	Carr Lane, Dewsbury, WF13 3NU	Rugby league	Club	Club owned site with two standard quality junior pitches and one standard senior pitch. Site at capacity. Heavy Woollen Donkeys accessing pitch in Summer.	Improve pitch quality in order to build future capacity at the site.	Club	Local	M	<b>PROTECT</b> Well used club site	M
50	506	1308	Earlsheaton Park	Cross Park Street, Earlsheaton, Dewsbury, WF12 8AG	Bowls	Council	Two good quality greens, well used. Club is likely to be able to accommodate additional members.	Sustain quality and maximise use to cater for potential future demand.	Council	Local	L	<b>PROTECT</b> Local club site	L
		1305			Football		Disused youth 11v11 pitch.	Further investigate why pitch is not currently used. Potential to be brought back into use to meet shortfalls.			S	<b>PROTECT</b> Pitch required due to current shortfalls	L



**KIRKLEES  
PLAYING PITCH STRATEGY**

KKP Site ID	OLS Ref	OL Class ID	Site	Address	Sport	Management	Current status	Recommended actions	Partners	Site hierarchy tier	Timescales	Site recommendation	Cost
51	503	1301	Earlsheaton Technology College (aka Manor Croft Academy)	Old Bank Road, Dewsbury, WF12 7DW	Football	College	One adult, one 11v11 and two 5v5 pitches. Adult pitch is standard quality with some drainage issues. Other pitches are good quality. Used only by the College but potential for community use.	Investigate community use to help address local shortfalls.	College	Education	S	<b>PROTECT</b> Used by College and potential for community use that could reduce current shortfalls	L
					Rugby league		Standard quality senior pitch used only by school. Could offer community use if quality improved.	Retain for college use, potential site for future community use if needed.			L		L
280	492	1530	Ellis Playing Fields (Healds Road)	Healds Road, Dewsbury, WF13 4HY	Football	Council	Youth 9v9 standard quality used to capacity.	No further use to be considered. Ensure appropriate maintenance is applied to help improve/sustain quality.	Council	Local	S	<b>PROTECT</b> Well used local club site	L
					Cricket		Cricket square with two wickets used to capacity.	No further use to be considered. Ensure appropriate maintenance is applied to help improve/sustain quality.					
255	521	1504	Former Cricket Ground	Lees Hall Road, Thornhill Lees, Dewsbury	Cricket	Council	Lapsed cricket square on site. Square has not been in existence for over ten years. Would need investment to be brought back in to use.	Unlikely to be demand for the square in the immediate vicinity, however, any loss should be mitigated due to shortfalls in other parts of the Area.	Council ECB	-	S-M	<b>PROTECT</b> Due to shortfalls in the Area	M
66	485	1290	Hanging Heaton Cricket Club	Bennett Lane, Batley, WF17 6DB	Cricket	Club	Square with 10 wickets, potential capacity for one additional Sunday team.	Maximise use to accommodate shortfalls in the Area.	ECB	Local	S	<b>PROTECT</b> Well used club site	L
	485	2593			Bowls		Club is likely to be able to accommodate additional members.	Sustain quality and maximise use to cater for potential future demand.	Club		L		
83	532	1636	Holroyd Park	Bradbury Street, Dewsbury, WF13 3AU	Football	Council	Two standard quality adult pitches with one match equivalent spare capacity each week.	Retain spare capacity in order to help improve/sustain quality.	Council	Local	S	<b>PROTECT</b> Local club site	L
	532	1640			Bowls		Some spare capacity for additional members. Green used regularly but some issues with unofficial use, e.g. football.	Improve quality through adding controls and maximise use to cater for potential future demand.			S		
197	109	1484	Hopton Mills Cricket Ground	Woodbottom, Mirfield, WF14 8NG	Cricket	Club	Ten wickets used to capacity.	Investigate future potential to increase number of wickets if needed.	Club	Local	M	<b>PROTECT</b> Very well used club site	L
303	108	1483	Hopton Primary School	Woodend Road, Mirfield, WF14 8PR	Football	School	7v7 pitch not currently used by the community.	Retain for school use, potential site for future community use if needed.	School	Education	L	<b>PROTECT</b> Strategic reserve if demand increases in the Area	L

**KIRKLEES  
PLAYING PITCH STRATEGY**

KKP Site ID	OLS Ref	OL Class ID	Site	Address	Sport	Management	Current status	Recommended actions	Partners	Site hierarchy tier	Timescales	Site recommendation	Cost
334	583	1452	House of Resurrection	Stocksbank Road, Mirfield	Football	Private	Standard quality 7v7 pitch, used as a second site by Battyeford SC FC as home ground at capacity.	No further use to be considered. Ensure appropriate maintenance is applied to help improve/sustain quality.	Club	Local	S	<b>PROTECT</b> Provides important second site for the Club	L
99	588	1462	Knowl Park	Knowl Road, Mirfield, WF14 9UU	Football	Council	Former youth 11v11 pitch. No longer marked out. Pitch is uneven; requires investment to bring back in to use.	Explore feasibility of bringing back in to use to accommodate shortfalls in the Area.	Council FA	Local	S	<b>PROTECT</b> Site could help to reduce shortfalls in the Area	M-H
153	97	1321	Leeds Road Paul Hinchcliffe Ground	Leeds Road, Shaw Cross, Dewsbury, WF12 7HP	Rugby league	Club	Leased from the Council to Shaw Cross Sharks RLFC. Two senior and one junior pitch, all standard quality. Site overplayed by three matches. The Club is planning an extension to the Clubhouse.	Improve quality in order to address overplay and support the Club to achieve clubhouse extension.	RFL	Local	S-M	<b>PROTECT</b> Important local site for Rugby League	M-H
105	525	1668	Lees Holme Park	Brewery Lane, Thornhill Lees, Dewsbury, WF12 9DZ	Bowls	Council	Two, lapsed bowling greens. Unlikely that demand exists for greens.	Unlikely to be required to service bowls demand. Further investigate.	Council	-	M	Unlikely to be required to service Bowls demand. Further investigate	L
247	1080	854	Lower Hopton Working Men's Club	53 North Street, Hopton, Mirfield, WF14 8PN	Bowls	Private	Likely to have some spare capacity for additional members.	Sustain quality and maximise use to cater for potential future demand.	Club	Local	L	<b>PROTECT</b> Local club site	L
118	76	1050	Lower Hopton Football Club	Woodend Road, Mirfield, WF14 8PR	Football	Council	One adult pitch standard quality with spare capacity for one match per week.	Retain spare capacity in order to help improve/sustain quality.	Council	Local	S	<b>PROTECT</b> Local club site	L
123	580	1446	Mirfield Free Grammar School Sports Field	Kirson Hill Road, Mirfield, WF14 0HW	Football	School	Two good quality adult pitches. Not available for community use in order to protect for school use.	Retain for school use, potential site for future community use if needed.	School	Education	S	<b>PROTECT</b> Protect for school use	L
					AGP	School	Full sized sand based pitch well used by school and community teams. Two years old and therefore considered good quality.	Retain quality and usage. Ensure sinking fund is in place for future refurbishment.			L	<b>PROTECT</b> Well used by school and community	M
124	576	1441	Mirfield Free Grammar School Sports Field 2	Slipper Lane Mirfield, WF14	Rugby league	School	Two senior rugby league pitches currently not available for community use but rarely used by school. Also previously had two youth 11v11 football pitches.	Explore options to make available for community use.	School	Education	S	<b>PROTECT</b> If available for community use could help to reduce shortfalls	L

**KIRKLEES  
PLAYING PITCH STRATEGY**

KKP Site ID	OLS Ref	OL Class ID	Site	Address	Sport	Management	Current status	Recommended actions	Partners	Site hierarchy tier	Timescales	Site recommendation	Cost
125	591	1476	Mirfield Memorial Ground (Moorland CC)	Huddersfield Road, Mirfield, WF14 8AE	Football	Council	One standard quality adult pitch with spare capacity of 0.5 matches per week.	Retain spare capacity in order to help improve/sustain quality.	Council	Key Centre	S	<b>PROTECT</b> Local football site	L
					Cricket		Two squares with 14 wickets on each. Overplayed by 22 matches per season	Seek access to an additional pitch in order to accommodate overplay.	Council ECB		S	<b>PROTECT</b> Very well used club site	L
	Bowls	Likely to have some spare capacity for additional members.			Sustain quality and maximise use to cater for potential future demand.		Council	L	<b>PROTECT</b> Local club site		L		
	Tennis	Six good quality tarmac courts, two of which are floodlit.			Retain quality and maximise use.		Council	L	<b>PROTECT</b> Local club site		L		
126	586	1459	Mirfield Parish Cavaliers Cricket Club	Wellhouse Lane, Mirfield, WF14 0PN	Cricket	Club	Square with ten wickets played to capacity.	Investigate future potential to increase number of wickets if needed.	Club	Local	L	<b>PROTECT</b> Very well used club site	L
255	1023	928	Morton House Club & Institute	Lees Hall Road, Thornhill lees, WF12 9HB	Bowls	Club	Likely to have some spare capacity for additional members.	Sustain quality and maximise use to cater for potential future demand.	Club	Local	L	<b>PROTECT</b> Local club site	L
198			Old Bank Recreation Ground (Mirfield ARLFC)	Sunny Bank Avenue, Mirfield, WF14 0NE	Football	-	Lapsed adult football pitch.	Explore feasibility of bringing back in to use to accommodate shortfalls in the Area.	Council	Local	M	<b>PROTECT</b> Protect due to shortfalls in area	M-H
260	1257	2177	Old Bank Working Men's Club	89 Old Bank Road, Mirfield, WF14 0HY	Bowls	Club	Likely to have some spare capacity for additional members.	Sustain quality and maximise use to cater for potential future demand.	Club	Local	L	<b>PROTECT</b> Local club site	L
307	527	1519	Overthorpe J & I Academy	Edge Top Road, Dewsbury	Football	School	Standard quality 9v9 pitch used by school and community. Spare capacity for 0.5 matches a week.	Retain spare capacity in order to help improve/sustain quality.	School	Education	S	<b>PROTECT</b> Well used by school and community	L
135	528	1523	Overthorpe Park Playing Fields	Chapel Lane, Dewsbury, WF12 0DF	Football	Council	Standard quality adult pitch with minimal spare capacity.	Retain spare capacity in order to help improve/sustain quality.	Council	Key Centre	S	<b>PROTECT</b> Local club site	L
					Rugby league		Two poor quality senior pitches overplayed by five matches. Used by Thornhill Trojans RLFC.	Improve quality in order to address overplay.	Council Club		S	<b>PROTECT ENHANCE</b> Very well used club site. Improvements could help to reduce shortfalls	M
261	527	1518	Overthorpe Sports Club	Ings Lane, Thornhill, WF12 0DF	Football	Club	One good adult and one good 7v7 pitch. Mini has 0.5 matches spare capacity.	Retain spare capacity in order to help improve/sustain quality.	Club	Local	S	<b>PROTECT</b> Well used club site	L
	527	1520			Bowls		Likely to have some spare capacity for additional members.	Sustain quality and maximise use to cater for potential future demand.	Club		L	<b>PROTECT</b> Local club site	L



**KIRKLEES  
PLAYING PITCH STRATEGY**

KKP Site ID	OLS Ref	OL Class ID	Site	Address	Sport	Management	Current status	Recommended actions	Partners	Site hierarchy tier	Timescales	Site recommendation	Cost
308	524	1508	Ravenshall School	Ravensthorpe Road, Thornhill Lees	Football	School	One 9v9 pitch not available for community use.	Explore potential to open up for community use.	School FA	Education	S	<b>PROTECT</b> If available for community use could help to reduce shortfalls in the Area	L
309	532	1637	Ravensthorpe C of E Junior School	Myrtle Road, Dewsbury	Football	School	One adult and one mini 5v5 standard quality, no community use.	Explore potential to open up for community use.	School FA	Education	S	<b>PROTECT</b> If available for community use could help to reduce shortfalls in the Area	L
141	99	1808	Rectory Park	Church Lane, Thornhill, Dewsbury, WF12 0JZ	Football	Council	One 5v5 and one 7v7 pitch both poor quality. No spare capacity. Used by Thornhill United FC	Improve pitch quality in order to build future site capacity.	Council	Local	M	<b>PROTECT ENHANCE</b> Very well used club site. Pitch improvements required	M
266	497	1292	Rock House Park	Rockhouse Drive, Batley Carr, WF13 2BU	Bowls	Council	37 club members, but likely to have some spare capacity for additional members.	Sustain quality and maximise use to cater for potential future demand.	Council	Local	L	<b>PROTECT</b> Local club site	L
201	497	1293			Tennis	Council	One poor quality macadam court.	Improve quality and maximise use.			S	<b>PROTECT</b> Local site	L
147	95	1320	Sands Lane Playing Fields	Sands Lane, Dewsbury, WF12 8EH	Football	Council	Five standard quality adult pitches located next to the river. Pitches have poor drainage. Spare capacity for three matches per week.	Ensure pitches are rotated to preserve quality, therefore keep any spare capacity. Carry out analysis of the site alongside The FA to determine the suitability to become a football hub site	Council	Key Centre	S	<b>PROTECT</b> Well used local club site	L
					Cricket		Three squares with 16 wickets. No spare capacity on Sundays and quality not high enough for Saturday cricket.	Improve quality in order to increase capacity for a higher standard of play.			Council ECB	M	<b>PROTECT ENHANCE</b> Well used local club site
149	515	1491	Savile Playing Field	Park Road, Savile Town, Dewsbury, WF12 9LW	Football	Council	One standard quality adult, pitch overplayed by one session. Used by Savile Town FC that would like to take on a long term lease. Club also has aspirations to build a full size 3G surface AGP.	Improve quality in order to accommodate overplay and seek options for club to take on a long term lease. Potential site for 3G pitch.	Council FA Club	Local	S	<b>PROTECT</b> Well used club site	M
353	516	1492	Savile Sports Ground	Park Road, Savile Town, Dewsbury, WF12 9LW	Football	Council	One 9v9, one 7v7 and one 5v5 all standard quality. 5v5 and 7v7 at capacity, 9v9 appears unused. Also	Improve quality in order to build the future capacity of the site.	Council	Local	M	<b>PROTECT</b> Well used club site	M

**KIRKLEES  
PLAYING PITCH STRATEGY**

KKP Site ID	OLS Ref	OL Class ID	Site	Address	Sport	Management	Current status	Recommended actions	Partners	Site hierarchy tier	Timescales	Site recommendation	Cost	
							used by Savile Town FC							
					Bowls		Lapsed bowling green. Unlikely that demand exists for green.	Unlikely to be required to service bowls demand. Further investigate.	Council		S	Unlikely to be required to service Bowls demand. Further investigate	L	
354	518	1499	Savile Town Bowling Green (Lapsed)	Pentland Road, Savile Town	Bowls	Council	Lapsed bowling green. Unlikely that demand exists for green.	Unlikely to be required to service bowls demand. Further investigate.	Council	-	S	Unlikely to be required to service Bowls demand. Further investigate	L	
167	501	1536	St John Fisher Catholic High School	Oxford Road, Dewsbury, WF13 4LL	Football	KAL	Adult and youth 11v11. Standard quality, overplayed by two and 2.5 respectively. Heavy school and community use.	Improve quality in order to help accommodate overplay. Carry out analysis of the site alongside The FA to determine the suitability to become a football hub site	School FA	Education	S	<b>PROTECT ENHANCE</b> Very well used club and school site. Pitch improvements required	M	
					Rugby league		Mini rugby league pitch. Currently only school use. Pitch is overplayed.	Retain for school use and improve quality in order to help accommodate overplay.	School					L
					AGP		Full size 3G used extensively by school and community. Worn in places and will require resurface in near future.	Ensure sinking fund is in place for refurbishment.	School FA					M
177	1032	934	The Tetleys Stadium	Owl Lane, Dewsbury, WF12 7RH	Rugby league	Club	Semi-professional club with one adult pitch good quality. No community use. There is potential for funding and new developments at the site.	Explore options for potential on site development.	Club	-	S-M	<b>PROTECT</b> Key site for rugby league	M-H	
181	526	1512	Thornhill Cricket & Bowling Club	Thornhill, Dewsbury, WF12 0QL	Football	Club	Three good quality adult football pitches with spare capacity for three matches per week.	Covert one adult pitch to youth 11v11 in order to meet shortfalls identified.	Club FA	Key Centre	S	<b>PROTECT</b> Local club site	L	
					Bowls		One good quality green on site.	Sustain quality and maximise use to cater for potential future demand.	Club					L
					Cricket		Disused cricket square since 2014 season due to teams folding.	Unlikely to be demand for the square in the immediate vicinity, consider use for other clubs due to shrtfalls in the Area.	Council ECB					M
					Tennis		Three floodlit tarmac all weather courts, good quality resurfaced in April 2014.	Sustain quality and maximise use.	Club					L

**KIRKLEES  
PLAYING PITCH STRATEGY**

KKP Site ID	OLS Ref	OL Class ID	Site	Address	Sport	Management	Current status	Recommended actions	Partners	Site hierarchy tier	Timescales	Site recommendation	Cost
182	529	1527	Thornhill Junior And Infant School	Edge Lane, Dewsbury, WF12 0QT	Football	School	One standard quality 9v9 pitch. At capacity used by Thornhill United FC	Improve quality in order to build future pitch capacity.	School Club	Education	M	<b>PROTECT</b> Well used school and club site	M
180	530	1528	Thornhill Sports Centre	Thornehill Valley Drive, Thornehill, Dewsbury, WF12 0HE	AGP	KAL	40x30m sand filled AGP standard quality.	Consider future change of carpet to 3G.	KAL	Local	M	<b>PROTECT</b> Pitch helps to support current shortfalls	M
289	1421	2588	Thornhill Street Recreation Ground	Thornhill St, Thornhill	Football	Council	Adult pitch currently unused. Standard quality.	Explore reconfiguration of pitch to provide for shortfalls in other pitch types.	Council	Local	S	<b>PROTECT</b> Pitch required due to current shortfalls	L
184	559	1436	Upper Hopton Cricket Club	Jackroyd Lane, Mirfield, WF14 8HU	Football	Club	Poor quality mini 7v7 pitch with no spare capacity at peak time.	Improve quality in order to build the future capacity of the site.	Club	Local	M	<b>PROTECT</b> Very well used club site	M
	559	1437			Cricket		Square with 12 wickets played to capacity.	Investigate future potential to increase number of wickets if needed.	Club		M		L-M
186	507	1310	Wakefield Road Recreation Ground	Wakefield Road, Dewsbury, WF12 8PX	Football	Council	Two adult, three 9v9, two 7v7 and two 5v5 pitches all poor quality. Only spare capacity is 0.5 matches on 9v9. Used exclusively by Battyeford SC FC.	Improve quality in order to build future site capacity. Carry out analysis of the site alongside The FA to determine the suitability to become a football hub site	Council	Key Centre	M	<b>PROTECT</b> Well used club site	M
343	1432	1432	Wellhouse Lane Football Ground	Wellhouse Lane, WF14 0PW	Football	Club	One standard 7v7 and one standard 5v5. No spare capacity at peak time. Used by Norristhorpe FC.	Improve quality in order to build future site capacity.	Club FA	Local	M	<b>PROTECT</b> Well used club site	M
189	582	1450	West Mills Playing Fields	Huddersfield Road, Mirfield, WF14 9PX	Football	Council	One adult, two 11v11, two 9v9, three 7v7 and two 5v5 pitches. All standard quality. Only spare capacity is for two matches on 5v5 pitches. Used by Battyeford SC FC.	Improve quality in order to build future site capacity. Carry out analysis of the site alongside The FA to determine the suitability to become a football hub site	Council	Key Centre	M	<b>PROTECT</b> Well used club site	M
190	501	1536	Westborough High School	Stockhill Street, Dewsbury, WF13 2JE	Football	School	Two poor quality adult pitches and two poor 5v5. Not available for community use due to poor drainage.	Improve pitch quality and investigate opportunities to establish community use.	School FA	Education	M	<b>PROTECT ENHANCE</b> With improvements pitches could help to reduce current shortfalls.	M
318	500	1535	Westmoor Junior School	Church Lane, Dewsbury Moor, Dewsbury	Football	School	Two 5v5 mini-pitches standard quality, not available for community use.	Retain for school use, potential site for future community use if needed	School	Education	L	<b>PROTECT</b> Strategic reserve if demand increases in the Area.	L

**KIRKLEES  
PLAYING PITCH STRATEGY**

**HUDDERSFIELD AREA ACTION PLAN**

KKP Site ID	OLS Ref	OL Class ID	Site	Address	Sport	Management	Current status	Recommended actions	Partners	Site hierarchy tier	Timescales	Site recommendation	Cost
1	632	1051	All Saints Catholic College	Bradley Road, HD2 2JT	Football	College	Two adult and two 9v9 pitches all good quality. Used by various primary schools but not currently by community.	Investigate possibility of community use to meet shortfalls identified. Ensure maintenance is appropriate to higher levels of use.	FA RFL	Education	S	<b>PROTECT</b> Pitches could help to reduce shortfalls in the area	L
					Rugby league		Senior rugby league pitch standard quality. Used by school but not currently by community.						
220	319	539	Almondbury BC	4 Thorpe Lane, HD5 8TA	Bowls	Club	One private green, likely to be able to accommodate additional members.	Sustain quality and maximise use to cater for potential future demand.	Club	Local	L	<b>PROTECT</b> Local club site	L
333	671	562	Almondbury CE Infant & Nursery School	Longcroft, Almondbury	Football	School	Used by Almondbury Lions JFC. Mini 5v5 of standard quality, played to capacity.	Sustain current levels of use and ensure maintenance is appropriate to levels of use.	FA	Education	S	<b>PROTECT</b> Well used club site as well as for school use	L
2	666	554	Almondbury Cricket Club	Fernside Avenue, HD5 8PQ	Cricket	Club	Good quality square with nine wickets overplayed by 19 matches per season.	Investigate potential to increase number of wickets on the square or seek access to additional pitch to accommodate overplay.	ECB	Local	S	<b>PROTECT</b> Very well used club site	M
3	668	556	Almondbury Junior School	Southfield Road, Almondbury, HD5 8TG	Football	School	Mini 5v5 standard quality pitch. Currently no community use.	Retain for school use, potential site for future community use if needed.	FA	Education	L	<b>PROTECT</b> Protect site for school use and strategic reserve	L
4	671	564	Almondbury Rec	Cemetery Drive, Almondbury, HD5 8XD	Football	Council	Standard adult pitch with spare capacity for one match at peak time.	Retain spare capacity in order to improve/protect quality.	Council	Local	L	<b>PROTECT</b> Local club site	L
	671	563			Bowls	Club	One private green, likely to be able to accommodate additional members.	Sustain quality and maximise use to cater for potential future demand.	Club	L	<b>PROTECT</b> Local club site	L	
5	666	555	Almondbury Sports Centre	Fernside Avenue, Huddersfield, HD5 8PQ	Football	PFI	Two good quality adult pitches with spare capacity for two matches.	Covert one adult pitch to youth 11v11 in order to meet shortfalls identified.	FA	Local	S	<b>PROTECT</b> Used by school and also by community	L
6	1429	2640	Almondbury Wesleyans Cricket Club	Kaye Lane, HD5 8XT	Cricket	Club	Standard quality square with nine wickets with large amount of overplay (31 matches per season).	Improve quality and investigate potential to increase number of wickets on the square or seek access to additional pitch to accommodate overplay.	ECB	Local	M	<b>PROTECT</b> Very well used club site	M
7	129	600	Armitage Bridge Cricket Club	Dean Brook Road, Huddersfield, HD4 7PB	Football	Club	One standard quality 9v9 with minimal spare capacity.	Improve quality and maximise use to accommodate shortfalls.	FA	Local	S	<b>PROTECT</b> Well used club site	M
					Cricket		One standard quality square with 22 wickets. Potential capacity for two additional Sunday teams.	Improve quality and maximise use to accommodate shortfalls.	ECB				

**KIRKLEES  
PLAYING PITCH STRATEGY**

KKP Site ID	OLS Ref	OL Class ID	Site	Address	Sport	Management	Current status	Recommended actions	Partners	Site hierarchy tier	Timescales	Site recommendation	Cost	
290	637	1066	Ashbrow Primary School	Ash Meadow Close, Huddersfield	Football	School	Mini 5v5 of standard quality, not available for community use.	Retain for school use, potential site for future community use if needed.	FA	Education	L	<b>PROTECT</b> Protect site for school use and strategic reserve	L	
8	75	1113	Bankfield Rec	Bankfield Lane, Huddersfield, HD5 0JE	Football	Council	Two poor quality adult pitches overplayed by 0.5, as well as, one 9v9, one 7v7 and one 5v5 all standard quality with no spare capacity. Used by Kirkheaton Youth FC.	Investigate options to improve quality in order to address overplay and build future site capacity for the Club to grow. Carry out analysis of the site alongside The FA to determine the suitability to become a football hub site	Council FA	Key Centre	S	<b>PROTECT</b> Well used club site, key for football in the Area	M	
17	131	432	Berry Brow Rec	Bridge Street, Huddersfield, HD4 7QD	Football	Council	One standard adult pitch with spare capacity for one match per week. Open access and dog foul an issue.	Retain spare capacity in order to improve/protect quality.	Council	Local	L	<b>PROTECT</b> Local club site	L	
286	722	96	Birchcliffe CC	Halifax Road, Birchcliffe, Huddersfield	Football	Club	Mini 5v5 and 7v7, both poor quality; marked on cricket outfield.	Consider pitches at capacity due to being marked on outfield.	FA	Key Centre	S	<b>PROTECT</b> Very well used multi-sport site, especially for cricket	L	
					Cricket		Good quality square with eight wickets which is at capacity.	Investigate future potential to increase number of wickets if needed.	Club					L
					Rugby league		One senior pitch of standard quality. At capacity due to being used all year round.	Improve quality in order to build future capacity.	Club					M
285	599	611	Birkby Rose Hill CC	Rose Hill, Birkby Hall Road, Birkby, Huddersfield	Cricket	Club	Standard quality square with six wickets, overplayed by 22 matches per year.	Improve quality and investigate potential to increase number of wickets on the square or seek access to additional pitch to accommodate overplay.	ECB	Local	S	<b>PROTECT</b> Well used club site	M	
20	701	327	Botham Hall Recreation Ground	Rufford Road, Huddersfield, HD3 4RP	Football	Council	Lapsed youth 11v11 pitch.	Explore feasibility of bringing the pitch back in to use to meet shortfalls in the Area.	Council FA	Local	S	<b>PROTECT ENHANCE</b> Pitch has potential to reduce current shortfalls of youth pitches	M-H	
21	641	1073	Bradley & Colneridge Cricket Club	Warrenside Keldregate, Huddersfield, HD2 1LJ	Cricket	Club	Standard quality square with ten wickets and spare capacity of 10 matches per season; potential for one additional Sunday team.	Improve quality and maximise use to accommodate shortfalls in the Area.	ECB	Local	S	<b>PROTECT</b> Well used local club site	M	
222	987	782	Bradley And Colne BC	19 Colne Bridge Road, Bradley, Huddersfield, HD5 0RH	Bowls	Club	One private green, likely to be able to accommodate additional members.	Sustain quality and maximise use to cater for potential future demand.	Club	Local	L	<b>PROTECT</b> Local club site	L	
223	596	1016	Bradley Mills Cricket & Bowling Club	Barr Street, Huddersfield, HD1 6PB	Football	Club	Standard quality adult pitch played to capacity. Cricket no longer at the site.	Retain spare capacity in order improve/protect quality.	Club	Local	L	<b>PROTECT</b> Local club site	L	



**KIRKLEES  
PLAYING PITCH STRATEGY**

KKP Site ID	OLS Ref	OL Class ID	Site	Address	Sport	Management	Current status	Recommended actions	Partners	Site hierarchy tier	Timescales	Site recommendation	Cost
					Bowls	Club	One private green, likely to be able to accommodate additional members.	Sustain quality and maximise use to cater for potential future demand.					
KKP Site ID	OLS Ref	OL Class ID	Site	Address	Sport	Management	Current status	Recommended actions	Partners	Site hierarchy tier	Timescales	Site recommendation	Cost
22	633	1054	Bradley Park	Off Wilton Avenue, Huddersfield, HD2 1RS	Football	Council	One standard quality adult pitch currently unused.	Reconfigure pitch to accommodate other shortfalls, e.g. 9v9 or youth 11v11.	Council FA	Local	S	<b>PROTECT ENHANCE</b> Pitch has potential to reduce current shortfalls of youth pitches	L
26	631	1105	Canal Side Sports Complex	509 , Leeds Road, Huddersfield, HD2 1YJ	Football	Private	One youth 11v11 pitch not available for community use.	Work with the provider to allow formalised community use.	FA	Key Centre	S	<b>PROTECT</b> Well used club site	L
					AGP		Full size 3G AGP, good quality available for public hire.	Ensure sinking fund is in place.					
					Bowls		One private green, likely to be able to accommodate additional members.	Sustain quality and maximise use to cater for potential future demand.					
26a		1106	Canal Side Sports Complex – pitches across the Canal.		Football		Split site with three adult pitches located across the canal. Youth pitches over marked on adult as and when required. No community use.	Work with the provider to allow formalised community use.	FA		S		
29	736	130	Celandine Avenue Recreation Ground	Celandine Avenue, Huddersfield, HD3 3US	Football	Council	One standard quality adult pitch. Spare capacity for 0.5 matches. Lots of casual use through summer as goal posts left up.	Improve quality and maximise use. Consider actions to reduce casual use.	Council	Local	M	<b>PROTECT</b> Local football site	M
282	144	486	Coronation Park	Park Road, Milnsbridge	Football	Council	Used only as a recreational/informal football area.	Protect for informal use.	Council	Reserve	L	<b>PROTECT</b> Protect for informal use	L
228	870	1117	Cowcliffe Lib	181 Netheroyd Hill Road, Cowcliffe, Huddersfield, HD2 2LZ	Bowls	Club	One private green, likely to be able to accommodate additional members.	Sustain quality and maximise use to cater for potential future demand.	Club	Local	L	<b>PROTECT</b> Local club site	L
229	345	401	Crosland Moor BC	Moorside Avenue, Crosland Moor, Huddersfield, HD4 5BH	Bowls	Club	One private green, likely to be able to accommodate additional members.	Sustain quality and maximise use to cater for potential future demand.	Club	Local	L	<b>PROTECT</b> Local club site	L
38	703	410	Crow Lane Rec	Crow Lane, Huddersfield, HD3 4QT	Football	Council	Poor quality adult pitch with spare capacity for one match per week.	Improve quality. Transfer play and reconfigure site to accommodate shortfalls, e.g. 9v9 or youth 11v11.	Council	Local	S	<b>PROTECT</b> Local site	M
230	597	2595	Dalton CBC	Dalton Fold Road, Off Coniston Avenue, Dalton,	Bowls	Club	One private green, likely to be able to accommodate additional members.	Sustain quality and maximise use to cater for potential future demand.	Club	Local	L	<b>PROTECT</b> Local club site	L

**KIRKLEES  
PLAYING PITCH STRATEGY**

KKP Site ID	OLS Ref	OL Class ID	Site	Address	Sport	Management	Current status	Recommended actions	Partners	Site hierarchy tier	Timescales	Site recommendation	Cost
				Huddersfield, HD5 9EW									
42	648	1165	Dalton School	Mayfield Avenue, Huddersfield, HD5 9HN	Football	School	Mini 5v5 not currently available for community use.	Retain for school use, potential site for future community use if needed.	FA	Education	L	<b>PROTECT</b> Protect site for school use and strategic reserve	L
43	632	1049	Deighton Centre	Deighton Road, Huddersfield, HD2 1JP	Football	Council	Three good adult and two good mini 7v7 pitches, adult spare capacity of 2.5 and mini 0.5. Well used by community including six Deighton Juniors teams.	Protect quality and maximise use. Carry out analysis of the site alongside The FA to determine the suitability to become a football hub site	Council	Key Centre	S	<b>PROTECT</b> Well used club site	L
47	609	712	Douglas Avenue	Douglas Avenue, Paddock, Huddersfield, HD3 4HD	Football	Council	Same site as the Royds Hall School Playing Fields, refer to site 145 for action.	N/A	N/A	N/A	N/A	<b>PROTECT ENHANCE</b> Pitches required due to current shortfalls	N/A
48	645	1154	Dram Sports And Community Centre	Ridgeway, Huddersfield, HD5 9QJ	Football	Council	One standard adult pitch overplayed by 1.5 matches. Used heavily by Dalton Dynamos FC.	Seek options to improve quality or reduce play at the site and transfer elsewhere.	Council	Key Centre	M	<b>PROTECT</b> Multi-sport site very well used	M
					Rugby league		One senior and one junior pitch of standard quality. Overplayed due to year round use.	Improve quality in order to accommodate overplay.					
49	696	593	Dryclough Recreation Ground	Dryclough Avenue, Huddersfield, HD4 5JU	Football	Council	One adult pitch standard quality with minimal spare capacity.	Retain spare capacity in order to improve/protect quality.	Council	Local	L	<b>PROTECT</b> Local football site	L
54	597	1168	Edgerton & Dalton Cricket Club	Dalton Fold Road, Huddersfield, HD5 9NL	Cricket	Club	Standard quality square with 12 wickets and 28 matches spare capacity. Potential for additional Sunday team.	Improve quality and maximise use to accommodate shortfalls in the Area.	ECB	Local	S	<b>PROTECT</b> Well used club site	M
56	626	652	Fartown Arena	Spaines Road, Huddersfield, HD2 2SA	Rugby league	Council	One poor quality junior pitch and one standard senior pitch both overplayed by 3.5 and 0.5 respectively. Pitches used for both training and matches. Used by St Joseph's RLFC.	Improve quality in order to help accommodate overplay and explore options for a dedicated training area.	Council RFL	Local	M	<b>PROTECT ENHANCE</b> Well used club site	M
298	618	1084	Fixby J & I School	Lightridge Road, Fixby	Football	School	Mini 5v5 pitch standard quality. Not available for community use.	Retain for school use, potential site for future community use if needed.	FA	Education	L	<b>PROTECT</b> Protect site for school use and strategic reserve	L
361	736	128	Former Britannia Works Sports Club	New Hey Road, Huddersfield, HD3 4GL	Football /cricket	Private	'Swimnation' now on site in old clubhouse. Former cricket ground with 2x youth 11v11 marked on outfield.	Consider options to bring back into use or fully mitigate any loss.	Council FA ECB	Local	M	<b>PROTECT</b> Currently protect due to shortfalls in the Area	H
361b			Salendine Nook	Raw Nook Road,	Football	Private	Site appears to be lapsed.	Consider options to bring	Council	Local	M		H

**KIRKLEES  
PLAYING PITCH STRATEGY**

KKP Site ID	OLS Ref	OL Class ID	Site	Address	Sport	Management	Current status	Recommended actions	Partners	Site hierarchy tier	Timescales	Site recommendation	Cost
			University PF	Salendine Nook			Previously accommodated at least one adult pitch.	back into use or fully mitigate any loss.	FA				
60	709	447	Golcar Cricket Club	Swallow Lane, Golcar, Huddersfield, HD7 4NB	Cricket	Club	Good quality square with 12 wickets, overplayed by eight matches per year.	Seek access to an additional pitch in order to accommodate overplay.	ECB	Local	M	<b>PROTECT</b> Well used cricket site	L-M
					Bowls	Club	One private green, likely to be able to accommodate additional members.	Sustain quality and maximise use to cater for potential future demand.	Club		L	<b>PROTECT</b> Local club site	L
299	710	358	Golcar J I & N	Manor Road, Golcar	Football	School	Two adult and one 9v9 pitch, all standard quality. Pitches near capacity due to school use.	Seek options to improve quality.	FA	Education	M	<b>PROTECT</b> Club site for football, as well as being used by the School	M
235	351	416	Golcar Central Liberal Club	Church Street, Golcar, Huddersfield, HD7 4AH	Bowls	Club	One private green, likely to be able to accommodate additional members.	Sustain quality and maximise use to cater for potential future demand.	Club	Local	L	<b>PROTECT</b> Local club site	L
63	612	635	Greenhead College	Greenhead Road, Huddersfield, HD1 4ES	AGP	College	Standard quality sand filled AGP 60x 40m.	Ensure sinking fund is in place for future refurbishment and consider for 3G.	FA	Local	M	<b>PROTECT</b> Well used pitches, protect for College use	M-H
64	601	662	Greenhead College Sports Field	Highfields Road, Huddersfield, HD1 5NG	Football	College	Three standard quality adult pitches, well used by the College and therefore not available for community use.	Retain for College use and improve quality as required.	College	Education	L		L
					Rugby league	College	Standard pitch played to capacity and therefore not available for community use.					L	
204	608	627	Greenhead Park	Park Drive, Greenhead, Huddersfield, HD1 4HR	Bowls	Council	Two private greens, likely to be able to accommodate additional members.	Investigate demand to sustain two greens.	Council	Local	M	<b>PROTECT</b> Well used local park site	L
		608			626	Tennis	Council	Nine good quality macadam courts, well used by the community.					
355	344	395	Griffin Lodge	Rear of Griffin Lodge, 273 Manchester Road	Bowls		Bowling green likely to be disused and unlikely to have local demand.	Further investigate local demand.	Council	-	M	Unlikely to be required to service Bowls demand. Further investigate	L
205	305	677	Grove Lawn Tennis Club	Heaton Road, Gledholt, HD1 4HX	Tennis	Club	Three good quality clay courts, well used.	Sustain quality and usage.	Club	Local	L	<b>PROTECT</b> Local club site	L
279	132	392	Hall Bower Cricket Ground	Hall Bower, Huddersfield, West Yorkshire HD4 6RN	Cricket	Club	Standard quality square with 13 wickets currently overplayed by 23 matches per season.	Seek access to an additional pitch in order to accommodate overplay.	ECB	Local	M	<b>PROTECT</b> Very well used club site	L-M
70	700	606	Hawkroyd Bank Rec	Hawkroyd Bank Road, Huddersfield,	Football	Council	One adult, one 9v9, one 7v7 and one 5v5 pitch all standard quality. 9v9 and 7v7 are over	Improve quality and maximise use of the site to best effect to accommodate	Council FA	Local	M	<b>PROTECT</b> Well used club	M



**KIRKLEES  
PLAYING PITCH STRATEGY**

KKP Site ID	OLS Ref	OL Class ID	Site	Address	Sport	Management	Current status	Recommended actions	Partners	Site hierarchy tier	Timescales	Site recommendation	Cost
				HD4 7JP			marked. 5v5 currently unused, adult pitch overplayed. Sole use by Netherton FC.	demand.				site	
72	721	95	Heather Leigh Recreation Ground	Lindley Moor Road, Mount, Huddersfield, HD3 3TD	Football	Council	One standard adult pitch, minimal spare capacity.	Retain spare capacity to retain/improve quality.	Council	Local	L	<b>PROTECT</b> Local club site	L
					Rugby league		Poor quality senior pitch at capacity, used by Swifts ARLFC.	Improve quality in order to build future capacity at the site.			M		M
237	309	653	Hillhouse & Birkby Bowls Club	King Cliffe Road, Huddersfield, HD2 2RR	Bowls	Private	Lapsed Bowling Green. Unlikely that demand exists for pitch.	Unlikely to be required to service Bowls demand. Further investigate.	Council	-	M	Unlikely to be required to service Bowls demand. Further investigate	L
77	679	481	Hillside Primary School	Headfield Road, Newsome, Huddersfield, HD4 6LU	Football	School	One standard quality adult pitch not available for community use.	Investigate potential to reconfigure pitch to meet shortfalls and allow community use.	FA	Education	M	<b>PROTECT</b> Protect for school use. Investigate community use to help reduce pitch shortfalls	L
332	636	1063	Northfield Hall (also known as Holt Avenue)	Oxley Road, Huddersfield, HD2 1NX	Football	Northfield Hall	One adult, one 9v9 pitch. Spare capacity on adult pitch.	Transfer play and reconfigure adult pitch to accommodate shortfalls, e.g. 9v9 or youth 11v11. Improve quality.	FA	Local	M	<b>PROTECT</b> Local site	M
284	728	114	Hopkinson Recreation Ground	Halifax Road, Huddersfield	Football	Council	Lapsed 9v9 football pitch. One set of goalposts up but no line markings. Site likely to need some investment to be brought back in to use.	Explore feasibility of bringing the pitch back in to use.	Council FA	Local	S	<b>PROTECT ENHANCE</b> Pitch has potential to reduce current shortfalls of youth pitches	H
87	609	2236	Huddersfield Grammar School	Luck Lane, Marsh, Huddersfield, HD1 4QX	Football	School	Mini 5v5 not available for community use.	Retain for school use. Use as strategic reserve if demand increases.	FA	Education	L	<b>PROTECT</b> Protect for School use	L
88	736	2263	Huddersfield New College	New Hey Road, Huddersfield, HD3 4GL	Football	College	Five poor adult and one standard adult pitch. Overplayed by two matches per week.	Improve pitch quality. Carry out analysis of the site alongside The FA to determine the suitability to become a football hub site	FA	Education	M	<b>PROTECT ENHANCE</b> Well used site, multi-sport and with College and community use. Some quality improvements required	M
					Rugby league		One standard senior pitch with spare capacity.	Seek options to maximise community use.	RFL		S		L
					AGP		Full size 3G pitch with good community use.	Sustain quality and usage.	FA		L		L
208			Huddersfield Tennis Club	Highfields, Huddersfield, HD1 5NF	Tennis	Club	Large tennis club with six artificial (four floodlit), one macadam and one polymeric, good/average quality.	Improve court quality/capacity as required in the future.	LTA	Local	M	<b>PROTECT</b> Local club site	M
238	339	586	Hudds RUFC BC	Brewery Drive, Lockwood, Huddersfield,	Bowls	Club	Two private greens, likely to be able to accommodate additional members.	Sustain quality and maximise use to cater for potential future demand.	Club	Local	L	<b>PROTECT</b> Local club site	L

**KIRKLEES  
PLAYING PITCH STRATEGY**

KKP Site ID	OLS Ref	OL Class ID	Site	Address	Sport	Management	Current status	Recommended actions	Partners	Site hierarchy tier	Timescales	Site recommendation	Cost	
				HD4 6EN										
89	725	105	Huddersfield YMCA Sports & Social Club	New Hey Road, Salendine Nook, HD3 3XG	Football	Club	Four adult, one 9v9, one 7v7 and one 9v9 pitch (over marked on adult). One adult pitch over marked on to rugby union. No spare capacity at peak time.	Ensure quality of the maintenance is sustained in order that pitches remain as good standard. Carry out analysis of the site alongside The FA to determine the suitability to become a football hub site	Club FA	Key Centre	S	<b>PROTECT</b> Very well used club site. Key multi-sport venue	L	
					Rugby union		Two senior rugby union pitches. One has adult football pitch over marked. One pitch is good quality, over marked pitch is standard. Pitches overplayed due to draining and match demand. Third pitch currently unused.	Explore options to bring third pitch back in to use and consider additional floodlighting in order to reduce overplay and alleviate pressure from training.	Club RFU		S		M	
					Rugby league		One standard senior pitch over marked with rugby union. No spare capacity as pitches used all year round.	Explore options to improve pitch capacity through pitch improvements/maintenance.	Club RFL		S		M	
94	127	601	King James' School	St. Helens Gate, Huddersfield, HD4 6SG	Football	School	Poor quality adult and poor quality 9v9 pitch. School use only.	Retain for school use and improve pitch quality.	School	Education	L	<b>PROTECT ENHANCE</b> Protect for school use	L	
					Cricket		Good quality square with 12 wickets. Used by Old Almondburians CC. Potential capacity for two Sunday teams.	Maximise use to accommodate shortfalls in the Area.	School ECB		S		<b>PROTECT</b> Local club site	L
					Rugby league		Poor senior pitch, only used by the School.	Retain for school use and improve pitch quality.	School		L		<b>PROTECT ENHANCE</b> Protect for school use	L
240	75	1116	Kirkheaton CBC	Bankfield Lane, Kirkheaton, Huddersfield, HD5 0JL	Bowls	Club	One private green, likely to be able to accommodate additional members.	Sustain quality and maximise use to cater for potential future demand.	Club	Local	L	<b>PROTECT</b> Local club site	L	
241	451	1045	Kirkheaton Conservation Club	10 Town Road, Kirkheaton, Huddersfield, HD5 0HW	Bowls	Club	One private green, likely to be able to accommodate additional members.	Sustain quality and maximise use to cater for potential future demand.	Club	Local	L	<b>PROTECT</b> Local club site	L	
98	75	1113	Kirkheaton Cricket Club	Bankfield Lane, Huddersfield, HD5 0JE	Cricket	Club	Standard quality square with 16 wickets, minimal (four matches) spare capacity at peak time.	Retain spare capacity in order to sustain/improve quality.	ECB	Local	L	<b>PROTECT</b> Well used club site	L	
100	45	572	Lascelles Hall	Highfield Lane,	Cricket	Club	Standard quality square with	Maximise use to	ECB	Local	S	<b>PROTECT</b>	L	

**KIRKLEES  
PLAYING PITCH STRATEGY**

KKP Site ID	OLS Ref	OL Class ID	Site	Address	Sport	Management	Current status	Recommended actions	Partners	Site hierarchy tier	Timescales	Site recommendation	Cost
			Cricket Club	Huddersfield, HD5 0BB			16 wickets. Potential capacity for one Sunday team.	accommodate shortfalls in the Area.				Local club site	
104	595	1150	Leeds Road Sports Complex	Leeds Road, Deighton, Huddersfield, HD2 1YY	Football	KAL	Five good quality pitches with 2.5 matches of spare capacity. Cricket outfields overlap football pitches.	Retain spare capacity in order to help protect pitch quality given over marking.	KAL	Strategic	L	<b>PROTECT</b> Strategic site for sport in Kirklees	L
					Cricket		Four cricket squares, each with 10 wickets. Spare capacity on Saturdays but quality not to standard.	Improve quality in order to increase capacity.	KAL ECB		M		M
					AGP		Full size 3G pitch outside and indoor barn 3G pitch 60x40m.	Retain quality and usage.	KAL		L		L
					Rugby league		One senior pitch used by Huddersfield Giants for training and Kirklees College.	Retain quality and usage.	KAL		L		L
106	407	604	Lepton C E (VC) Junior Infant & Nursery School	Station Road, Lepton, Huddersfield, HD8 0DE	Football	School	Two 5v5 mini pitches not available for community use.	Retain for school use. Use as strategic reserve if demand increases.	FA	Education	L	<b>PROTECT</b> Protect site for school use and strategic reserve	L
108	708	597	Leymoor Cricket Club	Leymoor Road, Golcar, Huddersfield, HD7 4QP	Cricket	Club	Standard quality square with eight wickets played to capacity.	Improve quality in order to build future capacity.	Club ECB	Local	M	<b>PROTECT</b> Well used club site	M
109	698	607	Lightenfield Lane Recreation Ground	Lightenfield Lane, Netherton, Huddersfield, HD4 7WJ	Football	Council	One adult standard pitch. Spare capacity for one match per week.	Seek options to maximise use.	Council	Local	S	<b>PROTECT</b> Local club site	L
355	209	146	Lindley Bowling Club	Daisy Lea Lane, HD3 3LP	Bowls	Club	One private green, likely to be able to accommodate additional members.	Sustain quality and maximise use to cater for potential future demand.	Club	Local	L	<b>PROTECT</b> Local club site	L
242	356	157	Lindley Liberal Club	36 Occupation Road, Lindley, Huddersfield, HD3 3EQ	Bowls	Club	One private green, likely to be able to accommodate additional members.	Sustain quality and maximise use to cater for potential future demand.	Club	Local	L	<b>PROTECT</b> Local club site	L
110	731	119	Lindley Recreation Ground	Daisy Lea Lane, Huddersfield, HD3 3LP	Football	Council	Two poor quality adult pitches, played to capacity.	Improve quality/capacity and reconfigure one adult pitch to accommodate shortfalls, e.g. 9v9 or youth 11v11.	Council FA	Local	M	<b>PROTECT</b> Local club site	M
243	357	158	Lindley Working Men's Club Bowling Green	Brian Street, Lindley, Huddersfield, HD3 3EQ	Bowls	Club	Suspected lapsed bowling green.	Unlikely to be required to service Bowls demand. Further investigate.	Council	-	M	<b>PROTECT</b> Protect until no evidence of demand	L
245	1423	2591	Lockwood Conservative Club	246 Lockwood Road, Lockwood, Huddersfield,	Bowls	Club	One private green, likely to be able to accommodate additional members.	Sustain quality and maximise use to cater for potential future demand.	Club	Local	L	<b>PROTECT</b> Local club site	L

**KIRKLEES  
PLAYING PITCH STRATEGY**

KKP Site ID	OLS Ref	OL Class ID	Site	Address	Sport	Management	Current status	Recommended actions	Partners	Site hierarchy tier	Timescales	Site recommendation	Cost
				HD1 3TG									
115	133 200	365 440	Lockwood Park	Brewery Drive Lockwood Park, Lockwood, Huddersfield, HD4 6EN	Rugby union	Club	Three standard quality senior pitches and one poor quality mini. Pitches overplayed due to training and match play.	Improve pitch quality and seek options for additional pitches to cater for training.	RFU	Key Centre	M	<b>PROTECT</b> Key site for rugby union	M
					AGP	Club	Full size sand based AGP, at capacity for hockey. Will need resurfacing in near future.	Protect site for hockey and ensure sinking found is in place for carpe refurbishment.	EH		M	<b>PROTECT</b> Key site for hockey	M-H
116	711	452	Longfield Avenue Recreation Ground	Longfield Avenue, Golcar, Huddersfield, HD7 4AZ	Football	Council	Two adult and one youth 9v9 standard quality. Spare capacity due to poor quality changing facilities.	Maximise use of the site and seek options to improve changing facilities.	Council FA	Local	M	<b>PROTECT ENHANCE</b> Club site in need of improvement	M-H
210	682	438 & 437	Longley Community Sports Club	Longley Road, Lowerhouses Lane, Huddersfield, HD5 8JN	Tennis	Club	Large tennis club. Three artificial and three macadam courts, half are floodlit.	Sustain court quality and increase capacity (through additional floodlighting) as required in the future.	LTA	Local	M	<b>PROTECT</b> Well used tennis club site	L-M
246	353	446	Longwood Bowling Club	Dodlee Lane, Longwood, Huddersfield, HD3 4TZ	Bowls	Club	One private green, likely to be able to accommodate additional members.	Sustain quality and maximise use to cater for potential future demand.	Club	Local	L	<b>PROTECT</b> Local club site	L
248	329	499	Lowerhouses Bowling Club	Lowerhouses Lane, Lowerhouses, Huddersfield, HD5 8JZ	Bowls	Club	One private green, likely to be able to accommodate additional members.	Sustain quality and maximise use to cater for potential future demand.	Club	Local	L	<b>PROTECT</b> Local club site	L
249	296	734	Marsh Lib	31 New Hey Road, Marsh, Huddersfield, HD3 4AL	Bowls	Club	One private green, likely to be able to accommodate additional members.	Sustain quality and maximise use to cater for potential future demand.	Club	Local	L	<b>PROTECT</b> Local club site	L
250	306	675	Marsh Utd BC	Eldon Road, Marsh, Huddersfield, HD1 4ND	Bowls	Club	One private green, likely to be able to accommodate additional members.	Sustain quality and maximise use to cater for potential future demand.	Club	Local	L	<b>PROTECT</b> Local club site	L
252	349	735	Milnsbridge Bowling Club	Bowling Street, Milnsbridge, Huddersfield, HD4 5TF	Bowls	Club	One private green, likely to be able to accommodate additional members.	Sustain quality and maximise use to cater for potential future demand.	Club	Local	L	<b>PROTECT</b> Local club site	L
253	348	394	Milnsbridge Liberal Club	54 George Street, Milnsbridge, Huddersfield, HD3 4JD	Bowls	Club	One private green, likely to be able to accommodate additional members.	Sustain quality and maximise use to cater for potential future demand.	Club	Local	L	<b>PROTECT</b> Local club site	L
254	659	546	Moldgreen Con	Almondbury Bank (next to	Bowls	Club	One private green, likely to be able to accommodate	Sustain quality and maximise use to cater for potential	Club	Local	L	<b>PROTECT</b>	L

**KIRKLEES  
PLAYING PITCH STRATEGY**

KKP Site ID	OLS Ref	OL Class ID	Site	Address	Sport	Management	Current status	Recommended actions	Partners	Site hierarchy tier	Timescales	Site recommendation	Cost
				allotments), Moldgreen, Huddersfield, HD5 8HG			additional members.	future demand.				Local club site	
128	697	420	Moorend Academy	Dryclough Road, Huddersfield, HD4 5JA	Football	Academy	Two good quality adult pitches, currently unused.	Explore potential to accommodate community shortfalls.	FA	Education	S	<b>PROTECT</b> School use. Potential to accommodate community shortfalls	L
345			Moorend Phoenix CC	off Walpole Road. HD4 5EZ	Cricket	Club	Standard quality square with eight wickets, played to capacity.	Improve quality in order to build future capacity.	Club ECB	Local	M	<b>PROTECT</b> Well used club site	M
306	725	104	Moorlands Primary	Moorlands Road, Huddersfield	Football	School	One 5v5 mini pitches not available for community use.	Retain for school use. Use as strategic reserve if demand increases.	FA	Education	L	<b>PROTECT</b> Protect site for school use and strategic reserve	L
9914	644	1036	Nether Hall High School	Nether Hall Avenue	Football	School	Three poor adult and one poor 11v11 pitch. Overplayed.	Improve pitch quality in order to accommodate overplay.	FA	Education	M	<b>PROTECT</b> Protect site for school use and community use	M
256	343	441	Netherton and South Crosland Conservative Club	4 Lightenfield Lane, Netherton, Huddersfield, HD4 7WJ	Bowls	Club	Likely to be disused bowling green.	Unlikely to be required to service Bowls demand. Further investigate.	Council	-	M	Unlikely to be required to service Bowls demand. Further investigate	L
131	688	454	Newsome High School And Sports College	Castle Avenue, Newsome, Huddersfield, HD4 6JN	Football	College	One adult, one youth 11v11 and one 9v9, all standard quality. Heavily used by community and overplayed.	Seek options to improve quality/capacity. Carry out analysis of the site alongside The FA to determine the suitability to become a football hub site	FA	Education	S	<b>PROTECT</b> Well used site. Protect for school use and community use	M
					Rugby league		One poor quality senior pitch overplayed with school use.	Seek options to improve quality/capacity.	Club				
					AGP		Two sand filled AGPs. One almost full size (but too narrow) and one 60x30m.	Ensure sinking fund is in place for future refurbishment and consider for 3G.	FA				
9902	132	392	Newsome Panthers JARLFC	Hall Bower	Rugby league	Club	Three standard senior pitches overplayed due to training and match play.	Improve pitch quality and seek options for additional pitch access to cater for training.	Club RFL	Local	M	<b>PROTECT</b> Well used club site	M
258	332	501	Newsome WMC	St John's Avenue, Newsome, Huddersfield, HD4 6JP	Bowls	Club	One private green, likely to be able to accommodate additional members.	Sustain quality and maximise use to cater for potential future demand.	Club	Local	L	<b>PROTECT</b> Local club site	L
9913	642	1077	North Huddersfield Trust		Football	Trust	One adult pitch, standard quality and unused.	Explore opportunity to reconfigure pitch for other formats and secure use for a	FA	Local	S	<b>PROTECT</b> Local site	L



**KIRKLEES  
PLAYING PITCH STRATEGY**

KKP Site ID	OLS Ref	OL Class ID	Site	Address	Sport	Management	Current status	Recommended actions	Partners	Site hierarchy tier	Timescales	Site recommendation	Cost
					Tennis/netball		Three courts overmarked for tennis and netball.	local club. Improve court quality/capacity as required in the future.	LTA		M		L-M
213	310	671 & 2206	Oakfield Tennis Club	Beechfield Road, Birkby, HD2 2XQ	Tennis	Club	Two macadam and two artificial pitches, not floodlit. Over 10 years old.	Improve court quality/capacity as required in the future.	LTA	Local	S	<b>PROTECT</b> Important tennis site	L-M
	310	673			Bowls		One private green, likely to be able to accommodate additional members.	Sustain quality and maximise use to cater for potential future demand.	Club		L	<b>PROTECT</b> Local site	L
137	614	639	Paddock Cricket Club	West View Rise, Huddersfield, HD1 4UR	Cricket	Club	Standard quality square with 10 wickets played to capacity.	Improve quality in order to build future capacity.	Club ECB	Local	M	<b>PROTECT</b> Well used club site	M
	614	638			Bowls		One private green, likely to be able to accommodate additional members.	Sustain quality and maximise use to cater for potential future demand.	Club		L		L
262	304	680	Paddock Institute & Conservative Club	Raven Street, Paddock, Huddersfield, HD1 4TY	Bowls	Club	One private green, likely to be able to accommodate additional members.	Sustain quality and maximise use to cater for potential future demand.	Club	Local	L	<b>PROTECT</b> Local club site	L
283	678	322	Primrose Hill Cricket Club	Cross Lane, Primrose Hill, Huddersfield	Football	Club	One adult standard pitch, spare capacity for one match.	Retain spare capacity in order to help sustain/improve quality.	FA	Education	L	<b>PROTECT</b> Local club site	L
263	194	407	Primrose Hill Liberal Club	29 Stile Common Road, Primrose Hill, Huddersfield, HD4 6DE	Bowls	Club	One private green, likely to be able to accommodate additional members.	Sustain quality and maximise use to cater for potential future demand.	Club	Local	L	<b>PROTECT</b> Local club site	L
264	655	2247	Ravensknowle Park	Wakefield Road, Moldgreen, Huddersfield, HD5 8DJ	Bowls	Council	There are two greens, likely to be able to accommodate additional members.	Sustain quality and maximise use to cater for potential future demand.	Club	Local	L	<b>PROTECT</b> Local club site	L
142	603	89	Reinwood Rec	New Hey Road, Huddersfield, HD3 4DD	Football	Council	Two standard quality adult pitches with one match spare capacity.	Retain spare capacity in order to help sustain/improve quality.	Council	Local	L	<b>PROTECT</b> Local club site	L
144	411	494	Rowley Lane Junior Infants & Nursery School	Rowley Lane, Lepton, Huddersfield, HD8 0JD	Football	School	One adult and one youth 9v9 standard pitch. No spare capacity.	Ensure maintenance is appropriate for levels of use.	FA	Education	S	<b>PROTECT</b> School use and local club site	L
145	609	710	Royds Hall High School	Victory Avenue, Paddock, Huddersfield, HD3 4HA	Football	PFI	Site totals four adult, one 9v9, one 7v7 and one 5v5 pitch. Three adult, one 9v9, one 7v7 and one 5v5 pitch located at the back of the School as well as an additional adult pitch at the front of the School. Standard quality and overplayed. Used by Linthwaite JFC	Reduce play and improve pitch quality to accommodate overplay.	School FA	Education	S	<b>PROTECT</b> Protect for school and community use	M
					AGP		Plans to develop a hockey suitable AGP are underway.	Further explore local demand and sustainability of business case.	EH		M		H

**KIRKLEES  
PLAYING PITCH STRATEGY**

KKP Site ID	OLS Ref	OL Class ID	Site	Address	Sport	Management	Current status	Recommended actions	Partners	Site hierarchy tier	Timescales	Site recommendation	Cost
146	736	128	Salendine Nook High School	New Hey Road, Huddersfield, HD3 4GN	Football	PFI	Two poor adult and one poor 9v9 pitch. Overplayed by 9.5 matches.	Reduce play and improve pitch quality to accommodate overplay.	School FA	Education	M	<b>PROTECT ENHANCE</b> Well used site for school and community. Quality improvements required	M
					Rugby league		One senior poor quality pitch overplayed by three matches.	Improve pitch quality to accommodate overplay.	School Club		M		M
312	698	607	South Crosland CE Junior School	Moor Lane, Huddersfield	Football	School	Two adult pitches of standard quality, not available for community use.	Retain for school use. Use as strategic reserve if demand increases.	FA	Education	L	<b>PROTECT</b> Protect site for school use and strategic reserve	L
313	1422	2589	Spring Grove JI & N School	Water Street, Huddersfield	Football	School	5v5 mini not available for community use.	Retain for school use. Use as strategic reserve if demand increases.	FA	Education	L	<b>PROTECT</b> Protect site for school use and strategic reserve	L
271	303	516	Springwood Bowling Club	Springwood Avenue, Springwood, Huddersfield, HD1 4BH	Bowls	Club	One private green, likely to be able to accommodate additional members.	Sustain quality and maximise use to cater for potential future demand.	Club	Local	L	<b>PROTECT</b> Local club site	L
314	648	1165	St Joseph's Catholic Primary School (Hudds)	Grosvenor Road, Huddersfield, HD5 9UA	Football	School	Standard quality mini 7v7 used by Dalton Dynamos. Minimal spare capacity available at peak time.	Retain spare capacity in order to help sustain/improve quality.	Club	Education	L	<b>PROTECT</b> Protect for school and community use	L
315	599	614	St Patricks Catholic Primary School	George Avenue, Huddersfield	Football	School	5v5 mini not available for community use.	Retain for school use. Use as strategic reserve if demand increases.	FA	Education	L	<b>PROTECT</b> Protect site for school use and strategic reserve	L
316	633	1055	St Thomas CE Primary School	Sherwood Avenue, Huddersfield	Football	School	5v5 mini not available for community use.	Retain for school use. Use as strategic reserve if demand increases.	FA	Education	L	<b>PROTECT</b> Protect site for school use and strategic reserve	L
171	647	1037	Standiforth Recreation Ground (Dalton Playing Fields)	Grosvenor Road, Huddersfield, HD5 9UA	Football	Council	Three poor quality adult pitches with 1.5 matches spare capacity.	Improve quality/capacity and reconfigure two adult pitches to accommodate shortfalls, e.g. 9v9 or youth 11v11.	Council FA	Key Centre	M	<b>PROTECT</b> Local club site	M
					Rugby league		Standard quality senior pitch used in summer by Moldgreen Juniors, spare capacity.	Maximise use of the site to meet local demand.	Council		S		L
342	77	1072	Stoney Ford	Bar Croft, Kirkheaton	Football	Council	One standard adult pitch. One match of spare capacity.	Retain spare capacity in order to help sustain/improve quality.	Council	Local	L	<b>PROTECT</b> Local site	L
276	352	406	Thorpe Green Bowling & Social Club	227 Leymoor Road, Golcar, Huddersfield, HD7 4QP	Bowls	Club	One private green, likely to be able to accommodate additional members.	Sustain quality and maximise use to cater for potential future demand.	Club	Local	L	<b>PROTECT</b> Local club site	L

**KIRKLEES  
PLAYING PITCH STRATEGY**

KKP Site ID	OLS Ref	OL Class ID	Site	Address	Sport	Management	Current status	Recommended actions	Partners	Site hierarchy tier	Timescales	Site recommendation	Cost
187	641	1073	Warrenside Football Club	Warrenside, Huddersfield, HD2 1LG	Football	Club	One good adult, one standard adult and one good 5v5 pitch. Some spare capacity.	Maximise use to accommodate local shortfalls.	FA	Local	S	<b>PROTECT</b> Local club site	L
277	1424	2592	Waterloo Bowling Club	Wakefield Road, Waterloo, Huddersfield, HD5 9XP	Bowls	Club	One private green, likely to be able to accommodate additional members.	Sustain quality and maximise use to cater for potential future demand.	Club	Local	L	<b>PROTECT</b> Local club site	L
193	130	300	Woodfield Park Police Sports Ground	Meltham Road, Huddersfield, HD4 7BG	Cricket/ rugby league	Huddersfield Giants	Lapsed site. Would require investment to bring one rugby league and one cricket pitch back into use.	Engage with club to further determine the feasibility of bringing this site back into use.	RFL ECB	Local	S	<b>PROTECT ENHANCE</b> With investment site could help to accommodate some current shortfalls	H
	130	299			Bowls		Lapsed Bowling Green. Unlikely that demand exists for pitch.	Unlikely to be required to service Bowls demand. Further investigate.	Council	-	M	Unlikely to be required to service Bowls demand. Further investigate	L
219	981	781	Woodland Glade Leisure Centre	The Green, Bradley, Huddersfield, HD2 1QB	AGP	Private	3G 5v5 pitch, mostly used for recreational and casual use.	Investigate suitability for accommodating training and competitive matches.	FA	Local	S	<b>PROTECT</b> Protect for casual use	L



**KIRKLEES  
PLAYING PITCH STRATEGY**

**RURAL EAST AREA ACTION PLAN**

KKP Site ID	OLS Ref	OL Class ID	Site	Address	Sport	Management	Current status	Recommended actions	Partners	Site hierarchy tier	Timescales <sup>21</sup>	Site recommendation	Cost <sup>22</sup>
New Site			Dearne Valley Sports Village	Standback Way, Skelmanthorpe, HD8 9GA	Multi - Sport	Parkgate Sports & Community Trust	The Trust has signed a 35 year lease on a 23 acre site in Skelmanthorpe and has plans to create a multi-sport community hub site. Plans include 3 AGPs, a MUGA, athletics facilities, cycle paths and orienteering courses as well as sports hall and ancillary facilities.	The Site has the potential to accommodate shortfalls identified in the Area, particularly for football and rugby league. Carry out analysis of the site alongside The FA to determine the suitability to become a football hub site	Trust Council KAL FA RFL Clubs	Strategic	M-L	<b>PROVIDE</b> Potential to provide significant facilities and reduce shortfalls in a number of sports in the Area.	H
347	69	239	Bank Lane (Rear of Manor Farm)	Upper Denby	Football	Private	Lapsed adult football pitch, previously used by local team as part of the former Denby Sports & Social Club.	Explore feasibility to bring back in to use due to shortfalls in the Area. Remark as youth 9v9 or 7v7 pitches.	Council FA	Local	M	<b>PROTECT</b> Due to shortfalls in the Area the pitch is required	M-H
338	55	219	Birdsedge First School	Birdsedge Lane, Birdsedge	Football	School	Standard quality 5v5 pitch used by Cumberworth FC. Spare capacity for one match at peak time.	Ensure maintenance is appropriate for levels of use.	School FA	Education	S	<b>PROTECT</b> Used as a club site as well as by the School	L
339	55	221	Birdsedge Recreation Ground	Birdsedge Lane, Birdsedge	Football	Council	Standard quality 7v7 pitch used by Cumberworth FC. Spare capacity for one match at peak time.	Maximise use to cater for future demand. Ensure maintenance is appropriate for levels of use.	Council FA	Local	S	<b>PROTECT</b> Important club site in the Area	L
226	65	233	Clayton West Bowling Club	Cliff Woods Park, Cliffe Street, HD8 9NR	Bowls	Club	Good quality green. Private bowls club likely to be able to accommodate future demand.	Sustain quality and maximise use to cater for potential future demand.	Club	Local	L	<b>PROTECT</b> Local club site	L
9905	428	167	Clayton West Cricket Club	Back Lane, Clayton West	Cricket	Club	12 wickets at club site, square at capacity, standard quality.	Improve quality in order to build future capacity.	Club ECB	Local	M	<b>PROTECT</b> Well used club site	M
36	47	209	Cross Lane Recreation Ground, Skelmanthorpe	Cross Lane, Skelmanthorpe, HD8 9BR	Football	Club	Two standard quality adult pitches leased to Skelmanthorpe United and over played by one match per week.	Improve pitch quality in order to cater for overplay.	Club FA	Local	S	<b>PROTECT</b> Well used club site	M
40	67	237	Crown Fields	Park Lane, Birdsedge, HD8 8XW	Football	Council	Two adult, one 5v5, one 7v7 and one 9v9 pitch, all poor quality. 7v7 and 9v9 over marked on one adult pitch. Site at capacity. Pitches leased to Cumberworth FC.	Reconfigure pitch layout in order to maximise use of the site. Improve pitch quality.	Club FA	Key Centre	S	<b>PROTECT ENHANCE</b> Very well used club site requiring additional capacity	H
41	49	212	Cumberworth United Cricket Club	Cumberworth Lane, Lower Cumberworth,	Cricket	Club	One cricket pitch with 12 wickets used to capacity. Only nine years remain of 99 year lease with local	Ensure pitch quality is sustained and support club to negotiate long lease.	ECB	Local	S	<b>PROTECT</b> Important club site for cricket in the Area	L

<sup>21</sup> Timescales: (S) -Short (1-2 years); (M) - Medium (3-5 years); (L) - Long (6+ years)

<sup>22</sup> (L) -Low - less than £50k; (M) -Medium - £50k-£250k; (H) -High £250k and above

**KIRKLEES  
PLAYING PITCH STRATEGY**

KKP Site ID	OLS Ref	OL Class ID	Site	Address	Sport	Management	Current status	Recommended actions	Partners	Site hierarchy tier	Timescales <sup>21</sup>	Site recommendation	Cost <sup>22</sup>
				HD8 8PR			farmer.						
44	50	213	Denby Cricket Club (Formerly Denby Sports & Social Club)	Denby Lane, Upper Denby, HD8 8UN	Cricket	Club	Nine wickets at club site, played to capacity. Standard quality.	Improve quality in order to build future capacity.	Club ECB	Local	M	<b>PROTECT</b> Well used club site	M
45	442	189	Denby Dale Cricket Club	Wakefield Road, Denby Dale, HD8 8RX	Cricket	Club	12 wickets at club site, played to capacity. Standard quality.	Improve quality in order to build future capacity.	Club ECB	Local	M	<b>PROTECT</b> Well used club site	M
					Bowls	Club	Private bowls club likely to be able to accommodate future demand.	Sustain quality and maximise use to cater for potential future demand.	Club		L	<b>PROTECT</b> Local club site	L
202	257	279	Denby Dale Tennis Club	Bank Lane, Denby Dale, HD8 8QP	Tennis	Club	Two well used, floodlit, good quality tennis courts and clubhouse. Received match funding for court and clubhouse redevelopment in 2013.	Sustain quality and usage.	Club	Local	L	<b>PROTECT</b> Well used club site	L
233	419	1775	Farnley Tyas BC	Woodsome Road, Farnley Tyas, HD4 6UE	Bowls	Club	Private bowls club likely to be able to accommodate future demand.	Sustain quality and maximise use to cater for potential future demand.	Club	Local	L	<b>PROTECT</b> Local club site	L
55	33	1977	Farnley Tyas Recreation Ground	Butts Road, Farnley Tyas, HD4 6TZ	Football	Council	Standard quality adult pitch played to capacity.	Ensure maintenance is appropriate for levels of use.	Council	Local	L	<b>PROTECT</b> Local site well used for football	L
59	43	1853	Flockton Cricket Club	Lockout Park, Flockton, WF4 4AF	Cricket	Club	Nine wickets (standard quality) with spare capacity for 0.5 match sessions at peak time (Saturday pm). Club wishes to add a second team.	Improve quality in order to maximise use and cater for future growth.	Club ECB	Local	M	<b>PROTECT</b> Well used club site	M
62	1183	1598	Grange Moor Football Ground	Liley Lane, Grange Moor, WF4 4DT	Football	Club	Two good quality adult pitches with spare capacity for two matches at peak time.	Remark one adult pitch to cater for shortfall in youth pitches.	Club FA	Local	S	<b>PROTECT</b> Good quality club site	L
349	1205	1732	Grange Moor Recreation Ground	Briestfield Road, WF4 4DX	Football	Council	Lapsed youth 11v11 pitch.	Explore feasibility to bring back into use due to shortfalls in the Area.	Council FA	Local	M	<b>PROTECT</b> Due to shortfalls in the Area the pitch is required.	M
		Bowls			Club	Green used by Grange Moor Bowling Club.	Sustain quality and maximise use to cater for potential future demand.	Club	L		<b>PROTECT</b> Local club site	L	
200	413	1761	Gregory Fields Tennis Club	Burton Acres Lane, Kirkburton, HD8 0QR	Football	Club	One standard quality adult pitch with one match equivalent spare capacity at peak time.	Explore options to maximise use of the site to accommodate shortfalls.	FA	Key Centre	S	<b>PROTECT</b> Could accommodate shortfalls in the Area	L

**KIRKLEES  
PLAYING PITCH STRATEGY**

KKP Site ID	OLS Ref	OL Class ID	Site	Address	Sport	Management	Current status	Recommended actions	Partners	Site hierarchy tier	Timescales <sup>21</sup>	Site recommendation	Cost <sup>22</sup>
		2586			Tennis		Three standard quality floodlit courts.	Improve quality and seek options for funding to resurface in next 2-3 years.	Club LTA		M	<b>PROTECT ENHANCE</b> Popular club site needing improvements in the future	M-H
76	405	1744	Hill Top (Flockton Recreation Ground)	Park View, Flockton, WF4 4AF	Football	Club	Adult football pitch, poor quality, overplayed by two matches per week.	Increase to good quality in order to accommodate overplay.	Club FA	Local	S	<b>ENHANCE</b> Well used site for football	M
96	420	1776	Kirkburton Cricket Club	Riley Park, Kirkburton, HD8 0SA	Cricket	Club	Standard quality pitch with 12 wickets which is overplayed by four sessions per season.	Improve quality and ensure appropriate pitch maintenance in order to cater for overplay.	Club ECB	Local	S	<b>PROTECT</b> Well used club site	M
97	414	1764	Kirkburton Middle School	Turnshaw Avenue, Kirkburton, HD8 0TJ	Football	School	Two adult, two 9v9, one 5v5 and one 7v7 standard quality pitches. Overplayed due to school and community use by Kirkburton FC.	Improve pitch quality and/or consider transfer of some 9v9 play to alternative sites. Carry out analysis of the site alongside The FA to determine the suitability to become a football hub site	Club FA	Education	S-M	<b>PROTECT</b> Used as a club site as well as by the School	L-H
					Sand AGP		Half sized sand based pitch built in 2006. Used as a playground.	Consider value of pitch in current state and explore options to improve given local shortfalls of AGPs.	Council FA		S	<b>PROTECT ENHANCE</b> Pitch required due to shortfalls	M-H
107	42	2105	Lepton Highlanders Sports & Social Club	Wakefield Road, Lepton, HD8 0LX	Football	Club	Two adult pitches, one 5v5 and one 7v7 all of standard quality. Spare capacity at peak time on adult pitches.	Maximise use to cater for future demand. Ensure maintenance is appropriate for levels of use.	Club FA	Key Centre	S	<b>PROTECT</b> Well used club site	L
					Cricket		Standard quality pitch with 13 wickets and spare capacity for nine matches per season (i.e. additional ad hoc usage).	Improve quality in order to maximise use and cater for potential future growth.	Club ECB		M	<b>PROTECT</b> Well used club site	M
134	48	211	Nortonthorpe Sports Club	Springfield Avenue, Clayton West, HD8 9HJ	Football	Club	One standard quality adult pitch with spare capacity for one match per week at peak time.	Explore options to maximise use of the site to accommodate shortfalls.	Club FA	Key Centre	S	<b>PROTECT</b> Well used club site	L
					Cricket		Standard quality pitch with eight wickets and potential spare capacity for one Sunday team.	Improve quality in order to maximise use and cater for potential future growth.	Club ECB		M	<b>PROTECT</b> Well used club site	M
9915	434	177	Scisset Middle School	Wakefield Road	Rugby league	School	One poor senior rugby league pitch overplayed. Used by Emley Moor ARLFC. Club leases an old classroom which it has converted to changing facilities and added a porta cabin extension.	Explore funding opportunities with the Club to improve pitch quality in order to accommodate overplay.	School Club	Education	S	<b>PROTECT ENHANCE</b> Used as a club site as well as by the School	M

**KIRKLEES  
PLAYING PITCH STRATEGY**

KKP Site ID	OLS Ref	OL Class ID	Site	Address	Sport	Management	Current status	Recommended actions	Partners	Site hierarchy tier	Timescales <sup>21</sup>	Site recommendation	Cost <sup>22</sup>
154	455	205	Shelley College	Huddersfield Road, Shelley, HD8 8NL	Rugby league	School	Two poor quality senior pitches, used only by the School but overplayed.	Where possible improve pitch quality.	School	Education	M	<b>PROTECT ENHANCE</b> With improvements pitches could help to reduce current shortfalls	M
155	78	1857	Shelley Cricket Club	Westerley Way, Shelley, HD8 8HN	Cricket	Club	Standard quality pitch with 12 wickets and played to capacity.	Improve quality in order to build future capacity.	Club	Local	M	<b>PROTECT</b> Well used club site	M
156	78	246	Shelley Lane	Westerley Way, Shelley, HD8 8HN	Football	Council	Two 7v7 poor quality, lapsed football pitches.	Explore feasibility of bringing back in to use to accommodate large shortfalls in the Area. Any loss should be mitigated.	Council FA	Local	M	<b>PROTECT ENHANCE</b> With improvements pitches could help to reduce current shortfalls	H
348		1659	Shepley Bowls Club	Lea Head	Bowls	Club	One good quality green on site.	Sustain quality and maximise use to cater for potential future demand.	Club	Local	L	<b>PROTECT</b> Local club site	L
157	40	1852	Shepley Cricket Club	Marsh Lane, Shepley, HD8 8AS	Cricket	Club	Standard quality pitch with 14 wickets with potential spare capacity for 0.5 matches Sunday pm.	Improve quality in order to maximise use and cater for potential future growth.	Club ECB	Local	M	<b>PROTECT</b> Well used club site	M
158	34	1840	Shepley Recreation Ground	Firth Street, Shepley, HD8 8DD	Football	Council	One standard quality adult pitch with spare capacity for one match per week.	Explore options to maximise use of the site to accommodate shortfalls.	Club FA	Local	S	<b>PROTECT</b> Local club site	L
	1206	1771	Shepley Tennis Club	Lea Head	Tennis	Club	Two artificial floodlit courts of good quality. Club cites plans for a third court.	Support the Club to create additional courts in order to unmet/future demand expressed.	Club LTA	Local	M	<b>PROTECT</b> Important tennis site in the area	M-H
268	264	290	Skelmanthorpe Central Bowling Club	Rear Direct House, New Street, Skelmanthorpe, HD8 9BL	Bowls	Club	Private bowls club likely to be able to accommodate future demand.	Sustain quality and maximise use to cater for potential future demand.	Club	Local	L	<b>PROTECT</b> Local club site	L
160	437	182	Skelmanthorpe Cricket Club	Lidgett Lane, Skelmanthorpe, HD8 9AQ	Cricket	Club	Standard quality pitch with 12 wickets and played to capacity.	Improve quality in order to build future capacity.	Club	Local	M	<b>PROTECT</b> Well used club site	M
269	71	241	Skelmanthorpe Windmill	2 Busker Lane, Skelmanthorpe, HD8 9EW	Bowls	Club	Private bowls club likely to be able to accommodate future demand.	Sustain quality and maximise use to cater for potential future demand.	Club	Local	L	<b>PROTECT</b> Local club site	L
172	35	1869	Storthes Hall Park	Storthes Hall Lane, Kirkburton, HD8 0WA	AGP	Club	Used extensively by Shelley FC and due to be converted to 3G. One hockey club currently access.	Accommodate hockey team elsewhere and resurface to 3G. Carry out analysis of the site alongside The FA to determine the suitability to become a football hub site	University Club FA	Strategic	M	<b>PROTECT ENHANCE</b> With improvements pitch will help to reduce current shortfalls of 3G	H
					Football	Club	Five good quality adult	Develop as a football hub				<b>PROTECT</b>	

**KIRKLEES  
PLAYING PITCH STRATEGY**

KKP Site ID	OLS Ref	OL Class ID	Site	Address	Sport	Management	Current status	Recommended actions	Partners	Site hierarchy tier	Timescales <sup>21</sup>	Site recommendation	Cost <sup>22</sup>
							pitches, one 5v5 and one 7v7 pitch. Site owned by University and leased long-term to Shelley FC with agreed University use for Step 7 football. One match equivalent available at peak time on adult pitch.	site. Retain spare capacity on grass pitches in order to protect quality.				Well used club site	
173	430	171	Sunnymead Recreation Ground	Sunnymead, Scissett, HD8 9JA	Football	Council	One standard quality adult pitch with one match equivalent available at peak time. Used by Scissett FC.	Explore options to maximise use of the site to accommodate shortfalls.	Club FA	Local	S	<b>PROTECT</b> Local club site	L
178	427	164	The Welfare Ground	Upper Lane, Emley, HD8 9RE	Football	Council	One good quality adult football pitch used by Emley FC (Step 6). Pitch partially overlaps the cricket outfield.	Retain spare capacity in order to protect quality particularly given over marking.	Council Clubs	Key Centre	L	<b>PROVIDE</b> Key site for football in the Area	L
					Cricket		Pitch with 10 wickets. Limited spare capacity used by Emley Clarence CC, standard quality.	Retain spare capacity in order to protect quality particularly given over marking.				<b>PROTECT</b> Well used club site	
183	38	1847	Thurstonland Cricket Club	Marsh Hall Lane, Thurstonland, HD4 6XD	Cricket	Club	Standard quality pitch with 12 wickets and played to capacity.	Improve quality in order to build future capacity.	Club	Local	M	<b>PROTECT</b> Well used club site	M
199	37	1843	Thurstonland Recreation Ground	Marsh Hall Lane, Thurstonland, HD4 6XD	Football	Council	Lapsed 9v9 football pitch.	Explore feasibility of bringing back in to use to accommodate large shortfalls in the Area. Any loss should be mitigated.	Council FA	Local	M-L	<b>PROTECT ENHANCE</b> With improvements pitches could help to reduce current shortfalls	H



**KIRKLEES  
PLAYING PITCH STRATEGY**

**RURAL WEST AREA ACTION PLAN**

KKP Site ID	OLS Ref	OL Class ID	Site	Address	Sport	Management	Current status	Recommended actions	Partners	Site hierarchy tier	Timescales	Site Recommendation	Cost
224	1136	1021	Broad Oak BC	Cowlersley Lane, Linthwaite, Huddersfield, HD7 5TE	Bowls	Club	Private bowls club likely to be able to accommodate future demand. Assessed as good quality.	Sustain quality and maximise use to cater for potential future demand.	Club	Local	L	<b>PROTECT</b> Local club site	L
24	8	1897	Broad Oak Cricket Club	Gillroyd Lane, Broad Oak, Huddersfield, HD7 5SH	Cricket	Club	Well used standard quality cricket ground with 16 wickets. Potential spare capacity for one Sunday team.	Improve quality in order to maximise use.	Club ECB	Local	M	<b>PROTECT</b> Well used club site	M
25	370	1702	Broadlands Recreation Ground	Broadlands, Meltham, Holmfirth, HD9 5QX	Football	Council	One good quality and one standard quality adult pitch. Spare capacity for 1.5 match sessions at peak time.	Explore options to maximise use of the site to accommodate shortfalls.	Council FA	Key Centre	S	<b>PROTECT ENHANCE</b> Due to other shortfalls in the Area pitches require protection	L
					Rugby League	Council	One poor junior pitch and one poor senior pitch over played by 1.75 and 0.5 respectively.	Improve pitch quality where possible in order to alleviate overplay.	Council RFL		S	<b>PROTECT</b> Well used club site	M
225	1195	1672	Brockholes BC	New Mill Road (A616), Brockholes	Bowls	Club	Good quality green. Private bowls club likely to be able to accommodate future demand.	Sustain quality and maximise use to cater for potential future demand.	Club	Local	L	<b>PROTECT</b> Local club site	L
360	396	2097	Carters Former Playing Fields	72 New Mill Road, HD9 6QQ	Football	Private	Lapsed youth 11v11. Not used for over ten years. Would require investment to be brought back in to use.	Consider feasibility of bringing back in to use due to shortfalls in the Area.	Council FA	Local	M	<b>PROTECT ENHANCE</b> With improvements pitches could help to reduce current shortfalls	M
336	20	1842	Cartworth Moor	Cartworth Moor Road, Holmfirth	Football	Club	Standard quality adult pitch with spare capacity for one match per week.	Explore options to maximise use of the site to accommodate shortfalls.	Club FA	Key Centre	S	<b>PROTECT ENHANCE</b> Local club site with capacity to reduce shortfalls	L
194	18	1841	Cartworth Moor Cricket Ground	Gill Lane, Holmfirth, HD9 2TU	Cricket	Club	Standard quality square with ten wickets. Potential spare capacity for one Sunday team.	Improve quality in order to maximise use.	Club ECB		M	<b>PROTECT</b> Well used club site	M

**KIRKLEES  
PLAYING PITCH STRATEGY**

KKP Site ID	OLS Ref	OL Class ID	Site	Address	Sport	Management	Current status	Recommended actions	Partners	Site hierarchy tier	Timescales	Site Recommendation	Cost
33	1	1759	Colne Valley High School	Gillroyd Lane, Linthwaite, HD7 5SP	Football	School	Two poor quality 11v11 pitches. Overplayed and hired to Linthwaite FC which further exacerbates poor quality.	Improve pitch quality where possible. Carry out analysis of the site alongside The FA to determine the suitability to become a football hub site	Education FA	Education	M	<b>PROTECT ENHANCE</b> With improvements pitches could help to reduce current shortfalls	M
					Rugby League		Two poor quality senior pitches not used for community use due to quality.	Improve pitch quality where possible.	Education RFL		M	<b>PROTECT ENHANCE</b> With improvements pitches could help to reduce current shortfalls	M
					AGP	School	Half size sand AGP, standard quality. Used for football.	Consider value of pitch in current state and explore options to improve given local shortfalls of AGPs.	Education		M	<b>PROTECT ENHANCE</b> Pitch required due to shortfalls	M
340	24	1870	Flowery Fields	Snittle Road, Hade Edge	Football	Parish Council	Adult standard pitch over played by three matches per week. Used by Hade Edge AFC	Consider transfer of teams to pitches with capacity.	Parish Club FA	Local	S	<b>PROTECT</b> Well used club site	L
236	10	1916	Hemplow BC	Adj Marsden CC, Mount Road, Hemplow, HD7 6NN	Bowls	Club	Private bowls club likely to be able to accommodate future demand.	Sustain quality and maximise use to cater for potential future demand.	Club	Local	L	<b>PROTECT</b> Local club site	L
75	1173	1419	Hepworth United FC	Far Lane, Hepworth, Holmfirth, HD9 1RN	Football	Club	Two poor adult pitches. One adult pitch has two 7v7 over marked. Over played by 0.5. Club has planning application to build a clubhouse.	Improve pitch quality to alleviate overplay. Ensure clubhouse building goes ahead.	Club FA	Local	M	<b>PROTECT ENHANCE</b> Important football club site in the Area	H
78	2	1884	Hollins Glen Recreation Ground	Commerical Street, Slaithwaite, HD7 5JZ	Rugby League	Council	One senior poor quality pitch. Used by Slaithwaite Saracens ARLFC.	Improve pitch quality.	Council Club RFL	Local	S	<b>PROTECT</b> Well used club site	M
196	390	1815	Holmbridge Cricket Ground	Woodhead Road, Holmbridge, HD9 2NQ	Cricket	Club	Standard quality cricket square with 10 wickets, played to capacity. Poor quality clubhouse	Explore opportunities to improve clubhouse.	Club ECB	Local	S	<b>PROTECT ENHANCE</b> Well used club site	M
79	391		Holmbridge Recreation Ground	Woodhead Road, Holmbridge, Holmfirth, HD9 2NW	Football	Council	One standard quality adult pitch with spare capacity for one match per week.	Explore options to maximise use of the site to accommodate shortfalls.	Council FA	Local	S	<b>PROTECT</b> Due to other shortfalls in the Area pitch requires protection	L



**KIRKLEES  
PLAYING PITCH STRATEGY**

KKP Site ID	OLS Ref	OL Class ID	Site	Address	Sport	Management	Current status	Recommended actions	Partners	Site hierarchy tier	Timescales	Site Recommendation	Cost
80	377	1783	Holmfirth Cricket Club	Bridge Lane, Holmfirth, HD9 7AN	Cricket	Club	Standard quality square with 12 wickets played to capacity.	Improve quality and ensure appropriate pitch maintenance in order to cater for current usage and future demand.	Club ECB	Local	M	<b>PROTECT</b> Well used club site	M
					Bowls	Club	Private bowls club likely to be able to accommodate future demand. Green assessed as good quality.	Sustain quality and maximise use to cater for potential future demand.	Club		L	<b>PROTECT</b> Local club site	L
81	378	1789	Holmfirth High School Sports Field	Springwood Road, Thongsbridge, HD9 7SJ	Football	PFI	Offsite pitches. Adult, youth 11v11 and 5v5 all poor quality. All over played due to school and community use.	Improve pitch quality to alleviate overplay.	Education FA	Education	S	<b>PROTECT ENHANCE</b> With improvements pitches could help to reduce current shortfalls	M
					Rugby League	PFI	Poor quality senior pitch, used only by the School but would be available if quality improved. Overplayed.	Improve pitch quality to alleviate overplay.	Education RFL		S	<b>PROTECT ENHANCE</b> With improvements pitches could help to reduce current shortfalls.	M
301	15	1832	Holmfirth J I & N School	Cartworth Road, Holmfirth	Football	School	Standard quality 7v7 pitch not currently available for community use.	Explore community use options with the school in attempt to reduce shortfalls.	Education FA	Education	S	<b>PROTECT</b> Due to other shortfalls in the Area pitch requires protection.	L
207	1201	1680	Holmfirth Parish Church Tennis Club	New Mill Road, Thongsbridge, HD9 1HG	Tennis	Club	Three good quality floodlit macadam courts. Membership of 100.	Sustain quality and usage.	Club LTA	Local	L	<b>PROTECT</b> Well used club site.	L
82	378	1998	Holmfirth Sports Centre	Heys Road, Thongsbridge, Holmfirth, HD9 7SE	Football	PFI	One adult, one 9v9 and one 5v5 pitch of standard quality. 9v9 over played. Adult and 5v5 unused.	Reconfigure pitch layout in order to maximise use of the site. Carry out analysis of the site alongside The FA to determine the suitability to become a football hub site	PFI Education FA	Education	S	<b>PROTECT</b> Due to other shortfalls in the Area pitches require protection	L
					AGP	PFI	Half size sand based AGP, poor quality.	Consider value of pitch in current state and explore options to improve given local shortfalls of AGPs.	PFI Education		M	<b>PROTECT</b> Pitch required due to shortfalls	M
302	394	1902	Honley CE Junior School	Jaggar Lane, Honley, Holmfirth, HD9 6BT	Football	School	One 5v5 and one 7v7 on site. Standard quality with spare capacity for one 5v5 and one 7v7 match each week. Used by Honley FC.	Explore options to maximise use of the site to accommodate shortfalls.	Education FA	Education	S	<b>PROTECT</b> School site with community use	L
341	394	1901	Honley Cricket Club	Jaggar Lane, Honley, Holmfirth, HD9 6BT	Football	Club	Mini 7v7 pitch marked on outfield, standard quality at capacity.	Sustain pitch usage.	Club FA	Local	L	<b>PROTECT</b> Very well used club site	L
					Cricket		Standard square with 10 wickets over played by 14 matches per season.	Improve pitch quality to sustain overplay. Ensure appropriate maintenance.	Club ECB		M	<b>PROTECT</b> Very well used club site	M

**KIRKLEES  
PLAYING PITCH STRATEGY**

KKP Site ID	OLS Ref	OL Class ID	Site	Address	Sport	Management	Current status	Recommended actions	Partners	Site hierarchy tier	Timescales	Site Recommendation	Cost
85	32	2101	Honley High School	Station Road, Honley, Holmfirth, HD9 6QJ	Tennis	PFI (SPIE)	Five tarmac tennis courts. Currently not used by the community.	No local demand. Sustain for school use.	PFI Education	Education	L	<b>PROTECT</b> Strategic reserve if demand increases in the Area	L
239	1161	1407	Jackson Bridge	Chapel Bank, Off Sheffield Road, Scholes, HD9 1HR	Bowls	Club	Private bowls club likely to be able to accommodate future demand. Good quality green.	Sustain quality and maximise use to cater for potential future demand.	Club	Local	L	<b>PROTECT</b> Local club site	L
92	394	1900	Jagger Lane Recreation Ground	Jagger Lane, Honley, Holmfirth, HD9 6NS	Football	Council	Two poor quality adult pitches, over played by two matches per week. No changing rooms.	Improve pitch quality to alleviate overplay. Explore options regarding ancillary facilities.	Council FA	Local	S-M	<b>PROTECT ENHANCE</b> Well used club site	M
111	6	1994	Linthwaite Cricket & Bowling Club	Manchester Road, Linthwaite, HD7 5QH	Cricket	Club	Standard quality square with 12 wickets. Potential spare capacity for two Sunday teams.	Improve quality in order to maximise use and cater for future growth.	Club ECB	Local	M	<b>PROTECT</b> Local club site	M
					Bowls		Private bowls club likely to be able to accommodate future demand. Good quality green.	Sustain quality and maximise use to cater for potential future demand.	Club		L		
244	363	1698	Linthwaite Hall	Linfit Lane, Linthwaite, HD7 5LQ	Bowls	Club	Private bowls club likely to be able to accommodate future demand. Good quality green.	Sustain quality and maximise use to cater for potential future demand.	Club	Local	L	<b>PROTECT</b> Local club site	L
216	364	1708	Linthwaite Methodist Sports Club	Linthwaite Methodist Church, Stones Lane, HD7 5PD	Tennis	Club	Three good quality macadam courts. Funding received for floodlights and court renovation. Poor clubhouse.	Sustain court quality. Ensure funding for floodlight and court renovation is used. Improve clubhouse.	Club LTA	Local	M	<b>PROTECT ENHANCE</b> Local club site	M
112	3	1997	Linthwaite Recreational Ground	Manchester Road, Linthwaite, HD7 5NE	Football	Council	Two standard quality adult pitches. Spare capacity for two matches per week.	Consider transfer of teams from overplayed sites in order to maximise usage.	Council FA	Local	S	<b>PROTECT</b> Local club site	L
119	10	1915	Marsden Cricket & Bowling Club	Mount Road, Marsden, HD7 6NN	Cricket	Club	Good quality square with 16 wickets. No spare capacity at peak time.	Sustain quality. Ensure appropriate maintenance levels in order to sustain and maximise usage.	Club ECB	Local	L	<b>PROTECT</b> Well used club site	L
					Tennis		Three average quality macadam courts and one is floodlit.	Improve quality and seek options for funding to resurface the courts.	Club LTA		M		
344	367	1864	Marsden Football Club	Fall Lane, Marsden	Football	Club	Poor quality adult pitch over played by two matches per week. Club has aspirations to grow.	Improve pitch quality to alleviate overplay and accommodate future demand.	Club FA	Local	S	<b>PROTECT ENHANCE</b> Well used club site	M
350	368	2072	Marsden Park	Manchester Road	Bowls	Club	Council green assessed as good quality. Club likely to be able to accommodate future demand.	Sustain quality and maximise use to cater for potential future demand.	Club Council	Local	L	<b>PROTECT</b> Local club site	L

**KIRKLEES  
PLAYING PITCH STRATEGY**

KKP Site ID	OLS Ref	OL Class ID	Site	Address	Sport	Management	Current status	Recommended actions	Partners	Site hierarchy tier	Timescales	Site Recommendation	Cost
305	373	1811	Meltham C of E Primary School	Holfirth Road, Holmfirth	Football	School	Standard quality 7v7 pitch with no spare capacity at peak time. Used by Meltham Athletic FC.	Sustain quality and usage.	Education FA	Education	L	<b>PROTECT</b> School site with community use	L
120	370	1872	Meltham Cricket Club	Mean Lane, Meltham, Holmfirth, HD9 5QT	Cricket	Club	Standard quality square with 18 wickets. Potential spare capacity for additional Sunday team.	Improve quality in order to maximise use and cater for future growth.	Club ECB	Local	M	<b>PROTECT</b> Well used club site	M
251	370	1704	Meltham No 1	Mean Lane (Past Cricket Club), Meltham, HD9 5QT	Bowls	Club	Private bowls club likely to be able to accommodate future demand. Good quality green.	Sustain quality and maximise use to cater for potential future demand.	Club	Local	L	<b>PROTECT</b> Local club site	L
358	372	1873	Meltham Park (Robert Ashton Memorial Park)	Huddersfield Road, Meltham	Football	Council	Unused mini 7v7 pitch.	Explore reasons for unused pitch and feasibility to bring back in to use.	Council FA	Local	S	<b>PROTECT</b> Protect currently due to shortfalls of mini 7v7 pitches in the Area	L
					Tennis		Two macadam courts, not floodlit. Average quality.	Improve quality to maximise usage.			Council LTA	M	<b>PROTECT</b> Local club site
121	30	2009	Meltham Road Recreation Ground	Meltham Road, Honley, Holmfirth, HD9 6HL	Football	Council	One standard adult pitch played to capacity.	Sustain pitch for continued usage. Improve pitch to create additional capacity.	Council FA	Local	M	<b>PROTECT</b> Well used club site	M
130	395	2036	Neilley Pavilion	New Mill Road, Honley, Holmfirth, HD9 6QT	Football	PFI	Standard quality adult and 9v9 pitches. Over played by three matches per week.	Improve quality to alleviate overplay. Consider transfer of play to alternative sites.	PFI Education FA	Education	S	<b>PROTECT</b> School site with community use	M
257	1156	1400	New Mill Club	Sheffield Road, New Mill, HD9 7JT	Bowls	Club	Private bowls club likely to be able to accommodate future demand. Green assessed as good quality.	Sustain quality and maximise use to cater for potential future demand.	Club	Local	L	<b>PROTECT</b> Local club site	L
352	1167	1413	Playing Field	Sheffield Road, Spring Lane, Hole Bottom, Holmfirth.	Football		Lapsed youth 11v11 pitch, unused from 2002.	Explore feasibility to bring back in to use due to shortfalls in the Area	Council FA	Local	M	<b>PROTECT</b> Protect currently due to shortfalls of youth 11v11 pitches in the Area	M
148	377	2001	Sands Recreation Ground	Huddersfield Road, Holmfirth, HD9 3TS	Football	Council	Two poor quality adult pitches over played by 3.5 matches per week.	Improve pitch quality to alleviate overplay.	Council FA	Local	M	<b>PROTECT</b> Well used council site	M
310	146	2114	Scapegoat Hill J & I School	School Road, Golcar, Huddersfield	Football	School	Standard quality 5v5 not available for community use.	Explore community use options with the School in attempt to reduce shortfalls.	Education FA	Education	S	<b>PROTECT</b> Pitch could help to reduce shortfalls	L
150	16	1834	Scholes Cricket Club	Chapelgate, Scholes, Holmfirth, HD9 1SX	Cricket	Club	Standard quality square with ten wickets over played by 30 matches per season.	Improve pitch quality to sustain overplay. Ensure appropriate maintenance. Consider transfer of teams.	Club ECB	Local	M	<b>PROTECT</b> Very well used club site	M
311	362	1696	Slaithwaite CE J & I School	Holme Lane, Slaithwaite,	Football	School	One adult and one 5v5 standard quality not available for community use.	Explore community use options with the School in attempt to reduce shortfalls.	Education FA	Education	S	<b>PROTECT</b> Pitches could help to reduce shortfalls	L

**KIRKLEES  
PLAYING PITCH STRATEGY**

KKP Site ID	OLS Ref	OL Class ID	Site	Address	Sport	Management	Current status	Recommended actions	Partners	Site hierarchy tier	Timescales	Site Recommendation	Cost
161	359	1694	Slaithwaite Cricket & Bowling Club	Racton Street, Slaithwaite, HD7 5DQ	Cricket	Club	Standard quality square with 14 wickets played to capacity.	Improve quality and ensure appropriate pitch maintenance in order to cater for current usage and future demand.	Club ECB	Local	M	<b>PROTECT</b> Very well used club site	M
					Bowls		Private bowls club likely to be able to accommodate future demand. Green assessed as good quality.	Sustain quality and maximise use to cater for potential future demand.	Club		L	<b>PROTECT</b> Local club site	L
162	5	2004	Slaithwaite Spa	Spa Lane, Linthwaite, HD7 5QB	Rugby League	Council/Club	Two poor quality senior pitches. Pitches considered to be at capacity due to year round usage. No changing facilities. Used by Slaithwaite Saracens.	Improve pitch quality to maximise use and cater for demand. Explore ancillary facility options.	Club Council RFL	Local	M	<b>PROTECT ENHANCE</b> Very well used club site	M
174	379	1792	Sycamore Recreation Ground	Stoney Bank Lane, New Mill, Holmfirth, HD9 7LZ	Football	Council	Two adult and one 7v7 pitch, standard quality currently unused.	Determine why pitches are currently unused. Seek transfer of teams from overplayed sites. Consider reconfiguration of pitches to suit demand.	Council FA	Local	S	<b>PROTECT</b> Pitches could help to reduce current shortfalls	L
176	23	1850	The Cross Grounds	Dunford Road, Holmfirth, HD9 2RR	Rugby League	Club	One poor quality senior pitch. Over played by 9.25. Used all year round.	Improve pitch quality to alleviate overplay.	Club RFL	Local	M	<b>PROTECT</b> Very well used club site	M
346	17	1838	Thongsbridge Cricket Club	Miry Lane	Cricket	Club	Standard quality square with 12 wickets played to capacity.	Improve quality and ensure appropriate pitch maintenance in order to cater for current usage and future demand.	Club ECB	Local	M	<b>PROTECT</b> Well used club site	M
179	14	1831	Thongsbridge Recreation Ground	Miry Lane, Thongsbridge, Holmfirth, HD9 7SA	Football	Council	Standard quality 9v9 pitch. No spare capacity at peak time.	Ensure maintenance is appropriate for levels of use.	Council FA	Local	S	<b>PROTECT</b> Local club site	L
					Bowls		Bowls club likely to be able to accommodate future demand. Good quality green.	Sustain quality and maximise use to cater for potential future demand.	Club		L		L
179	17	1837 & 2504	Thongsbridge Tennis Club	Miry Lane, Holmfirth, Yorkshire, HD9 7RY	Tennis	Club	Seven artificial, four polymeric and two macadam courts all assessed as good quality and well used by the Club.	Sustain court quality.	Club LTA	Local	L	<b>PROTECT</b> Well used club site	L
185	1430	2641	Upperthong Cricket Club	Dean Road, Holmfirth, HD9 3XB	Cricket	Club	Standard quality square with 12 wickets over played by 40 matches per season. Poor clubhouse and only 15 years remaining on lease.	Prioritise lease renewal. Improve pitch quality and ensure appropriate pitch maintenance in order to better accommodate usage. Explore transfer of teams. Improve clubhouse.	Club ECB	Local	M	<b>PROTECT Enhance</b> Very well used club site	H

**KIRKLEES  
PLAYING PITCH STRATEGY**

KKP Site ID	OLS Ref	OL Class ID	Site	Address	Sport	Management	Current status	Recommended actions	Partners	Site hierarchy tier	Timescales	Site Recommendation	Cost
362	1436	2655	West Fields Park	Winney Bank Lane, Holmfirth HD9 1US	Football	Club	Private one pitch site (adult). Included as standard quality as currently no pitch assessment. Used by local club Wooldale Wanderers.	Ensure maintenance is appropriate for levels of use. Seek further pitch assessment.	Club FA	Local	S	<b>PROTECT</b> Local club site	L

### **PART 8: KEEP THE STRATEGY ROBUST AND UP TO DATE**

#### ***Delivery***

The Playing Pitch Strategy seeks to provide guidance for maintenance/management decisions and investment made across Kirklees. By addressing the issues identified in the Assessment Report and using the strategic framework presented in this Strategy, the current and future sporting and recreational needs of Kirklees can be satisfied. The Strategy identifies where there is a deficiency in provision and identifies how best to resolve this in the future.

It is important that this document is used in a practical manner, is engaged with partners and encourages partnerships to be developed, to ensure that outdoor sports facilities are regarded as a vital aspect of community life and which contribute to the achievement of Council priorities.

The production of this Strategy should be regarded as the beginning of the planning process. The success of this Strategy and the benefits that are gained are dependent upon regular engagement between all partners involved and the adoption of a strategic approach.

Each member of the steering group should take the lead to ensure the PPS is used and applied appropriately within their area of work and influence. The role of the steering group should not end with the completion of the PPS document

To help ensure the PPS is well used it should be regarded as the key document within the study area guiding the improvement and protection of playing pitch provision. It needs to be the document people regularly turn to for information on how the current demand is met and what actions are required to improve the situation and meet future demand. In order for this to be achieved the steering group need to have a clear understanding of how the PPS can be applied and therefore delivered. Key uses for the PPS include evidence for supporting funding bids, guidance to inform planning decisions and planning applications and decision making for capital investment.

The process of developing the PPS will hopefully have already resulted in a number of benefits that will help with its application and delivery. These may include enhanced partnership working across different agendas and organisations, pooling of resources along with strengthening relationships and understanding between different stakeholders and between members of the steering group and the sporting community. The drivers behind the PPS and the work to develop the recommendations and action plan will have also highlighted, and helped the steering group to understand, the key areas to which it can be applied and how it can be delivered.

#### ***Monitoring and updating***

It is important that there is regular annual monitoring and review against the actions identified in the Strategy. This monitoring should be led by the local authority and supported by all members of, and reported back to, the steering group. The Kirklees Sport and Physical Activity Group will monitor and review both the Playing Pitch Strategy and Indoor Built Facilities Strategy and check progress on actions. Understanding and learning lessons from how the PPS has been applied should also form a key component of monitoring its delivery. This should form an on-going role of the group. It is possible that in the interim between



## KIRKLEES PLAYING PITCH STRATEGY

---

annual reviews the steering group could operate as a 'virtual' group; prepared to comment on suggestions and updates electronically when relevant.

As a guide, if no review and subsequent update has been carried out within three years of the PPS being signed off by the steering group, then Sport England and the NGBs would consider the PPS and the information on which it is based to be out of date. If the PPS is used as a 'live' document, and kept up to date, the time frame can be extended to five years.

Furthermore, the process of refreshing the PPS would be much less resource intensive if changes and updates have been made throughout the five years. If there are no updates to the document within the period the nature of the supply and in particular the demand for playing pitches is likely to have changed. Therefore, without any form of review and update within this time period it would be difficult to make the case that the supply and demand information and assessment work is sufficiently robust.

Ideally the PPS should be reviewed on an annual basis from the date it is formally signed off by the steering group. This will help to maintain the momentum and commitment that would have been built up when developing the PPS. Taking into account the time to develop the PPS this should also help to ensure that the original supply and demand information is no more than two years old without being reviewed.

An annual review should not be regarded as a particularly resource intensive task. However, it should highlight:

- ◀ How the delivery of the recommendations and action plan has progressed and any changes required to the priority afforded to each action (e.g. the priority of some may increase following the delivery of others)
- ◀ How the PPS has been applied and the lessons learnt
- ◀ Any changes to particularly important sites and/or clubs in the area (e.g. the most used or high quality sites for a particular sport) and other supply and demand information, what this may mean for the overall assessment work and the key findings and issues
- ◀ Any development of a specific sport or particular format of a sport
- ◀ Any new or emerging issues and opportunities.

Once the PPS is complete the role of the steering group should evolve so that it:

- ◀ Acts as a focal point for promoting the value and importance of the PPS and playing pitch provision in the area
- ◀ Monitors, evaluates and reviews progress with the delivery of the recommendations and action plan
- ◀ Shares lessons learnt from how the PPS has been used and how it has been applied to a variety of circumstances
- ◀ Ensures the PPS is used effectively to input into any new opportunities to secure improved provision and influence relevant programmes and initiatives
- ◀ Maintains links between all relevant parties with an interest in playing pitch provision in the area;
- ◀ Reviews the need to update the PPS along with the supply and demand information and assessment work on which it is based. Further to review the group should either:



## KIRKLEES PLAYING PITCH STRATEGY

---

- ◀ Provide a short annual progress and update paper;
- ◀ Provide a partial review focussing on particular sport, pitch type and/or sub area; or
- ◀ Lead a full review and update of the PPS document (including the supply and demand information and assessment details).

Alongside the regular steering group meetings it is recommended that Kirklees Council holds annual sport specific meetings with the pitch sport NGBs and other relevant organisations. These meetings should look to update the key supply and demand information, if necessary amend the assessment work, track progress with implementing the recommendations and action plan and highlight any new issues and opportunities. Things to consider include formation of new teams or loss of teams, any new formats of the sports that would impact on facilities, changes in quality or creation of new facilities.

These meetings could be timed to fit with the annual affiliation process undertaken by the NGBs which would help to capture any changes in the number and nature of sports clubs in the area. Other information that is already collected on a regular basis such as pitch booking records for local authority and other sites could be fed into these meetings. The NGBs will also be able to indicate any further performance quality assessments that have been undertaken within the study area. Discussion with the league secretaries may also indicate annual league meetings which it may be useful to attend to pick up any specific issues and/or enable a review of the relevant club details to be undertaken.

The steering group should regularly review and refresh area by area plans taking account of any improvements in pitch quality (and hence increases in pitch capacity) and also any new negotiations for community use of education or other private sites in the future. Updating the action plans will make the task of updating the PPS much easier.


It is important that the Council maintains the data contained with the accompanying Playing Pitch Database. This will enable it to refresh and update area by area plans on a regular basis. The accompanying databases are intended to be refreshed on a season by season basis and it is important that there is cross-departmental working, including for example, grounds maintenance and sports, to ensure that this is achieved and that results are used to inform subsequent annual sports facility development plans. Results should be shared with partners via a consultative mechanism.

# KIRKLEES PLAYING PITCH STRATEGY

## Checklist

To help ensure the PPS is delivered and is kept robust and up to date, the steering group can refer to the new methodology Stage E Checklist: Deliver the strategy and keep it robust and up to date:

<http://www.sportengland.org/facilities-planning/planning-for-sport/planning-tools-and-guidance/playing-pitch-strategy-guidance/>

Stage E: Deliver the strategy and keep it robust and up to date	Tick 	
	Yes	Requires Attention
<b>Step 9: Apply &amp; deliver the strategy</b>		
1. Are steering group members clear on how the PPS can be applied across a range of relevant areas?		
2. Is each member of the steering group committed to taking the lead to help ensure the PPS is used and applied appropriately within their area of work and influence?		
3. Has a process been put in place to ensure regular monitoring of how the recommendations and action plan are being delivered and the PPS is being applied?		
<b>Step 10: Keep the strategy robust &amp; up to date</b>		
1. Has a process been put in place to ensure the PPS is kept robust and up to date?		
2. Does the process involve an annual update of the PPS?		
3. Is the steering group to be maintained and is it clear of its on-going role?		
4. Is regular liaison with the NGBs and other parties planned?		
5. Has all the supply and demand information been collated and presented in a format (i.e. single document that can be filtered accordingly) that will help people to review it and highlight any changes?		
6. Have any changes made to the Active Places Power data been fed back to Sport England?		

## APPENDIX ONE: STRATEGIC CONTEXT

The recommendations within this Strategy have been developed via the combination of information gathered during consultation, site visits and analysis. They reflect key areas to be addressed over its lifetime. However, implementation must be considered in the context of financial implications and the need for some proposals to also meet planning considerations.

### National context

The provision of high quality and accessible community outdoor sports facilities at a local level is a key requirement for achieving the targets set out by the Government and Sport England. It is vital that this strategy is cognisant of and works towards these targets in addition to local priorities and plans.

### *Sport England: A Sporting Habit for Life (2012-2017)*

In 2017, five years after the Olympic Games, Sport England aspires to transforming sport in England so that it is a habit for life for more people and a regular choice for the majority. Launched in January 2012 the strategy sets out how Sport England will invest over one billion pounds of National Lottery and Exchequer funding during the five year plan period. The investment will be used to create a lasting community sport legacy by growing sports participation at the grassroots level following the 2012 London Olympics. The strategy will:

- ◀ See more people starting and keeping a sporting habit for life
- ◀ Create more opportunities for young people
- ◀ Nurture and develop talent
- ◀ Provide the right facilities in the right places
- ◀ Support local authorities and unlock local funding
- ◀ Ensure real opportunities for communities

The vision is for England to be a world leading sporting nation where many more people choose to play sport. There are five strategic themes including:

- ◀ Maximise value from current NGB investment
- ◀ Places, People, Play
- ◀ Strategic direction and market intelligence
- ◀ Set criteria and support system for NGB 2013-17 investment
- ◀ Market development

The aim by 2017 is to ensure that playing sport is a lifelong habit for more people and a regular choice for the majority. A specific target is to increase the number of 14 to 25 year olds playing sport. To accomplish these aims the strategy sets out a number of outcomes:

- ◀ 4,000 secondary schools in England will be offered a community sport club on its site with a direct link to one or more NGBs, depending on the local clubs in a school's area.
- ◀ County sports partnerships will be given new resources to create effective links locally between schools and sport in the community.
- ◀ All secondary schools that wish to do so, will be supported to open up, or keep open, their sports facilities for local community use and at least a third of these will receive additional funding to make this happen.

## KIRKLEES PLAYING PITCH STRATEGY

---

- ◀ At least 150 further educational colleagues will benefit from a full time sports professional who will act as a College Sport Maker.
- ◀ Three quarters of university students aged 18-24 will get the chance to take up a new sport or continue playing a sport they played at school or college.
- ◀ A thousand of our most disadvantaged local communities will get a Door Step Club.
- ◀ Two thousand young people on the margins of society will be supported by the Dame Kelly Holmes Legacy Trust into sport and to gain new life skills.
- ◀ Building on the success of the Places People Play, a further £100 million will be invested in facilities for the most popular sports.
- ◀ A minimum of 30 sports will have enhanced England Talent Pathways to ensure young people and others fulfil their potential.

### ***National Planning Policy Framework***

The National Planning Policy Framework (NPPF) sets out planning policies for England. It details how these changes are expected to be applied to the planning system. It also provides a framework for local people and their councils to produce distinct local and neighbourhood plans, reflecting the needs and priorities of local communities.

The NPPF states the purpose of the planning system is to contribute to the achievement of sustainable development. It identifies that the planning system needs to focus on three themes of sustainable development: economic, social and environmental. A presumption in favour of sustainable development is a key aspect for any plan-making and decision-taking processes. In relation to plan-making the NPPF sets out that Local Plans should meet objectively assessed needs.

The 'promoting healthy communities' theme identifies that planning policies should be based on robust and up-to-date assessments of the needs for open space, sports and recreation facilities and opportunities for new provision. Specific needs and quantitative or qualitative deficiencies or surpluses in local areas should also be identified. This information should be used to inform what provision is required in an area.

As a prerequisite the NPPF states existing open space, sports and recreation buildings and land, including playing fields, should not be built on unless:

- ◀ An assessment has been undertaken, which has clearly shown that the open space, buildings or land is surplus to requirements.
- ◀ The loss resulting from the proposed development would be replaced by equivalent or better provision in terms of quantity and quality in a suitable location.
- ◀ The development is for alternative sports and recreational provision, the needs for which clearly outweigh the loss.

In order for planning policies to be 'sound' local authorities are required to carry out a robust assessment of need for open space, sport and recreation facilities.

## KIRKLEES PLAYING PITCH STRATEGY

---

### ***The FA National Game Strategy (2015 – 2019)***

The main aims of the National Game Strategy are summarised below:

- ◀ Sustain and Increase Participation
- ◀ Ensure access to education sites to accommodate the game.
- ◀ Help players to be the best that they can be and provide opportunities for them to progress from grassroots to elite
- ◀ Recruit, retain and develop a network of qualified referees
- ◀ Support clubs, leagues and other competition providers to develop a safe, inclusive and positive football experience for everyone.
- ◀ Support Clubs and Leagues to become sustainable businesses, understanding and serving the needs of players and customers.
- ◀ Improve grass pitches through the pitch improvement programme to improve existing facilities and changing rooms
- ◀ Deliver new and improved facilities including new Football Turf Pitches.
- ◀ Work with priority Local Authorities enabling 50% of mini-soccer and youth matched to be played on high quality artificial grass pitches

### ***England and Wales Cricket Board (ECB) Champion Counties Strategic Plan 2014 – 2017***

The England and Wales Cricket Board unveiled a new strategic plan in 2013 which seeks to deliver successful England teams at all levels, to produce a vibrant domestic game as well as increasing participation during the period 2014-17. It builds on the 2005 plan, Building Partnerships and the subsequent 2009 initiative, Grounds to Play.

The plan will take advantage of local partnerships developed in earlier plans and support local delivery of priorities through the County network. It targets operational excellence to make maximum use of scarce resources and facilities during a time of economic austerity.

Among the targets set under the four pillars of Effective Governance, Vibrant Domestic Game, Enthusiating Participation and Successful England teams, which are relevant to the playing pitch strategy, are:

- ◀ An increase in participation as measured by Sport England's Active People Survey from 183,400 to 197,500
- ◀ Expand the number of clubs participating in NatWest CricketForce from 2,000 to 2,200
- ◀ Increase the number of cricket's volunteers to 80,000 by 2017
- ◀ Expand the number of participants in women's and disabilities cricket by 10% by 2017
- ◀ To increase the number of TwelfthMan members from 220,000 to 250,000 by 2017
- ◀ Complete an approved Community Engagement programme with all 18 First Class Counties and MCC
- ◀ For each £1 provided in facility grants through the 'Sport England Whole Sport Plan Grant Programme' ensure a multiplier of three with other funding partners
- ◀ Provide a fund of £8.1m of capital investment to enhance floodlights, sightscreens, replay screens, power sub-stations and broadcasting facilities at First Class County venues
- ◀ Provide an interest-free loan fund to community clubs of £10 million
- ◀ Qualify and engage 50 Level 4 coaches to support the development of professional cricketers

## KIRKLEES PLAYING PITCH STRATEGY

---

- ◀ Expand the number of coaches who have received teacher level 1, 2 or 3 qualifications to 50,000
- ◀ Provide a fund of £2 million for community clubs to combat the impact of climate change
- ◀ Introduce a youth T20 competition engaging 500 teams by 2017

The following actions executed during the duration of Building Partnerships provide a strong base for this plan. Actions include:

- ◀ Streamlining ECB governance
- ◀ Building participation by more than 20% per annum (as measured through ECB focus clubs and County Cricket Boards)
- ◀ Developing women's cricket
- ◀ Attracting volunteers
- ◀ Expanding cricket's spectator base
- ◀ Introducing grants and loans to clubs
- ◀ Developing disabilities cricket

This plan therefore influences 'Grounds to Play' in the areas of facilities and coaches, which is where ECB investment will be focussed. Partnership funding and support will play a key role in the delivery of actions and maintaining the strength of the pillars.

### ***The Rugby Football Union National Facilities Strategy (2013-2017)***

The RFU National Facility Strategy 2013-2017 provides a framework for development of high-quality, well-managed facilities that will help to strengthen member clubs and grow the game in communities around them. In conjunction with partners, this strategy will assist and support clubs and other organisations, so that they can continue to provide quality opportunities for all sections of the community to enjoy the game. It sets out the broad facility needs of the sport and identifies investment priorities to the game and its key partners. It identifies that with 1.5 million players there is a continuing need to invest in community club facilities in order to:

- ◀ Create a platform for growth in club rugby participation and membership, especially with a view to exploiting the opportunities afforded by RWC 2015.
- ◀ Ensure the effectiveness and efficiency of rugby clubs, through supporting not only their playing activity but also their capacity to generate revenue through a diverse range of activities and partnerships.

In summary the priorities for investment which have met the needs of the game for the Previous period remain valid:

- ◀ Increase the provision of changing rooms and clubhouses that can sustain concurrent adult and junior male and female activity at clubs
- ◀ Improve the quality and quantity of natural turf pitches and floodlighting
- ◀ Increase the provision of artificial grass pitches that deliver wider game development

It is also a high priority for the RFU to target investment in the following:

- ◀ Upgrade and transform social, community and catering facilities, which can support the generation of additional revenues

## KIRKLEES PLAYING PITCH STRATEGY

---

- ◀ Facility upgrades, which result in an increase in energy-efficiency, in order to reduce the running costs of clubs
- ◀ Pitch furniture, including rugby posts and pads, pitch side spectator rails and grounds maintenance equipment

### **England Hockey (EH) - A Nation Where Hockey Matters (2013-2017)**

EH have a clear vision, a powerful philosophy and five core objectives that all those who have a role in advancing Hockey can unite behind. With UK Sport and Sport England's investment, and growing commercial revenues, EH are ambitious about how they can take the sport forward in Olympic cycles and beyond.

*"The vision is for England to be a 'Nation Where Hockey Matters'. A nation where hockey is talked about at dinner tables, playgrounds and public houses, up and down the country. A nation where the sport is on the back pages of our newspapers, where children dream of scoring a goal for England's senior hockey team, and where the performance stirs up emotion amongst the many, not the few"*

England Hockey aspires to deepen the passion of those who play, deliver and follow sport by providing the best possible environments and the best possible experiences. Whilst reaching out to new audiences by making the sport more visible, available and relevant and through the many advocates of hockey.

Underpinning all this is the infrastructure which makes the sport function. EH understand the importance of volunteers, coaches, officials, clubs and facilities. The more inspirational people can be, the more progressive Hockey can be and the more befitting the facilities can be, the more EH will achieve. The core objectives are as follows:

- ◀ Grow our Participation
- ◀ Deliver International Success
- ◀ Increase our Visibility
- ◀ Enhance our Infrastructure
- ◀ Be a strong and respected Governing Body

England Hockey has a Capital Investment Programme (CIP) that is planned to lever £5.6 million investment into hockey facilities over the next four years, underpinned by £2m million from the National Governing Body. With over 500 pitches due for refurbishment in the next 4-8 years, there will be a large focus placed on these projects through this funding stream. The current level of pitches available for hockey is believed to be sufficient for the medium term needs, however in some areas, pitches may not be in the right places in order to maximise playing opportunities



## KIRKLEES PLAYING PITCH STRATEGY

---

### ***‘The right pitches in the right places’<sup>23</sup>***

In 2012, EH released its facility guidance which is intended to assist organisations wishing to build or protect hockey pitches for hockey. It identifies that many existing hockey AGPs are nearing the end of their useful life as a result of the installation boom of the 90’s. Significant investment is needed to update the playing stock and protect the sport against inappropriate surfaces for hockey as a result of the rising popularity of AGPs for a number of sports. EH is seeking to invest in, and endorse clubs and hockey providers which have a sound understanding of the following:

- ◀ Single System – clubs and providers which have a good understanding of the Single System and its principles and are appropriately places to support the delivery.
- ◀ ClubsFirst accreditation – clubs with the accreditation are recognised as producing a safe effective and child friendly hockey environment
- ◀ Sustainability – hockey providers and clubs will have an approved development plan in place showing their commitment to developing hockey, retaining members and providing an insight into longer term goals. They will also need to have secured appropriate tenure.

---

23

<http://englandhockey.co.uk/page.asp?section=1143&sectionTitle=The+Right+Pitches+in+the+Right+Places>

# KIRKLEES PLAYING PITCH STRATEGY

## APPENDIX TWO: FUNDING PLAN

### Funding opportunities

In order to deliver much of the Action Plan it is recognised that external partner funding will need to be sought. Although seeking developer contributions in applicable situations and other local funding/community schemes could go some way towards meeting deficiencies and/or improving provision, other potential/match sources of funding should be investigated. Below is a list of current funding sources that are relevant for community improvement projects involving sports facilities.

Awarding body	Description
Big Lottery Fund <a href="http://www.biglotteryfund.org.uk/">http://www.biglotteryfund.org.uk/</a>	Big invests in community groups and to projects that improve health, education and the environment
Sport England : <ul style="list-style-type: none"> <li>• Improvement Fund</li> <li>• Sportsmatch</li> <li>• Small Grants</li> <li>• Protecting Playing Fields</li> <li>• Inspired Facilities</li> <li>• Strategic Facilities Fund</li> </ul> <a href="http://www.sportengland.org/funding.aspx">http://www.sportengland.org/funding.aspx</a> <a href="http://www.sportengland.org/funding/our-different-funds/strategic-facilities/">http://www.sportengland.org/funding/our-different-funds/strategic-facilities/</a>	Sport England is keen to marry funding with other organisations that provide financial support to create and strengthen the best sports projects. Applicants are encouraged to maximise the levels of other sources of funding, and projects that secure higher levels of partnership funding are more likely to be successful.
Football Foundation <a href="http://www.footballfoundation.org.uk/">http://www.footballfoundation.org.uk/</a>	This trust provides financial help for football at all levels, from national stadia and FA Premier League clubs down to grass-roots local development.
Rugby Football Foundation - The Grant Match Scheme <a href="http://www.rugbyfootballfoundation.org">www.rugbyfootballfoundation.org</a>	The Grant Match Scheme provides easy-to-access grant funding for playing projects that contribute to the recruitment and retention of community rugby players. Grants are available on a 'match funding' 50:50 basis to support a proposed project. Projects eligible for funding include: 1. Pitch Facilities – Playing surface improvement, pitch improvement, rugby posts, floodlights. 2. Club House Facilities – Changing rooms, shower facilities, washroom/lavatory, and measures to facilitate segregation (e.g. women, juniors). 3. Equipment – Large capital equipment, pitch maintenance capital equipment (e.g. mowers).
EU Life Fund <a href="http://ec.europa.eu/environment/funding/intro_en.htm">http://ec.europa.eu/environment/funding/intro_en.htm</a>	LIFE is the EU's financial instrument supporting environmental and nature conservation projects throughout the EU.
EH Capital Investment Programme (CIP)	The CIP fund is for the provision of new pitches and re-surfacing of old AGPs. It forms part of EH's 4 year Whole Sport's Plan.
National Hockey Foundation <a href="http://www.thenationalhockeyfoundation.com/">http://www.thenationalhockeyfoundation.com/</a>	The Foundation primarily makes grants to a wide range of organisations that meet one of our chosen areas of focus: Young people and hockey.

## KIRKLEES PLAYING PITCH STRATEGY

Awarding body	Description
	Enabling the development of hockey at youth or community level.

### ***Protecting Playing Fields***

SE launched a funding programme; Protecting Playing Fields (PPF) as part of its Places People Play Olympic legacy mass participation programme. The programme is being delivered via funding rounds with approximately £4 million being awarded to projects in each round.

Its focus is on protecting and improving playing fields and developing community sport. It will fund capital projects that create, develop and improve playing fields for sporting and community use and offer long term protection of the site for sport. Projects are likely to involve the construction of new pitches or improvement of existing ones that need levelling or drainage works.

Sport England's 'Inspired Facilities' funding programme is an open programme where clubs, community and voluntary sector groups and local authorities can apply for grants of between £25k and £150k where there is a proven local need for a facility to be modernised, extended or modified to open up new sporting opportunities.

The programmes three priorities are:

- ◀ Organisations that haven't previously received a Sport England Lottery grant of over £10k.
- ◀ Projects that are the only public sports facility in the local community.
- ◀ Projects that offer local opportunities to people who do not currently play sport.

Besides this scheme providing an important source of funding for potential voluntary and community sector sites, it may also providing opportunities for Council to access this funding particularly in relation to resurfacing the artificial sports surfaces

### ***Strategic Facilities Fund***

Facilities are fundamental in providing more people with the opportunity to play sport. The supply of the right facilities in the right areas is key to getting more people to play sport. Sport England recognises the considerable financial pressures that local authorities are currently under and the need to strategically review and rationalise leisure stock so that cost effective and financially sustainable provision is available in the long-term. Sport England has a key role to play in the sector, from influencing the local strategic planning and review of sports facility provision to investing in major capital projects of strategic importance.

The Strategic Facilities Fund will direct capital investment into a number of key local authority projects that are identified through a strategic needs assessment and that have maximum impact on growing and sustaining community sport participation. These projects will be promoted as best practice in the delivery of quality and affordable facilities, whilst demonstrating long-term operational efficiencies. The fund will support projects that bring together multiple partners, including input from the public and private sectors and national governing bodies of sport (NGBs). The fund is also designed to encourage applicants and their partners to invest further capital and revenue funding to ensure sustainability. Sport

## KIRKLEES PLAYING PITCH STRATEGY

---

England has allocated a budget of circa £30m of Lottery funding to award through this fund (2013-17).

Key features which applications must demonstrate are:

- ◀ A robust needs and evidence base which illustrates the need for the project and the proposed facility mix
- ◀ Strong partnerships which will last beyond the initial development of the project and underpin the long-term sustainability of the facility
- ◀ Multi-sport provision and activity that demonstrates delivery against NGB local priorities
- ◀ A robust project plan from inception to completion with achievable milestones and timescales.

Lottery applications will be invited on a solicited-only basis and grants of between £500,000 and £2,000,000 will be considered.

The Strategic Facilities Fund will prioritise projects that:

- ◀ Are large-scale capital developments identified as part of a local authority sports facility strategic needs assessment/rationalisation programme and that will drive a significant increase in community sports participation
- ◀ Demonstrate consultation/support from two or more NGBs and delivery against their local priorities
- ◀ Are multi-sport facilities providing opportunities to drive high participant numbers
- ◀ Are a mix of facility provision (indoor and/or outdoor) to encourage regular & sustained use by a large number of people
- ◀ Offer an enhancement, through modernisation, to existing provision and/or new build facilities
- ◀ Have a long-term sustainable business plan attracting public and private investment
- ◀ Show quality in design, but are fit for purpose to serve the community need
- ◀ Have effective and efficient operating models, combined with a commitment to development programmes which will increase participation and provide talent pathways.

Projects will need to demonstrate how the grant will deliver against Sport England's strategic priorities. The funding available is for the development of the capital infrastructure, which can contribute to the costs of new build, modernisation or refurbishment and purchasing of major fixed equipment as part of the facility development.

### **Funder's requirements**

Below is a list of funding requirements that can typically be expected to be provided as part of a funding bid, some of which will fall directly out of the Playing Pitch Strategy:

- ◀ Identify need (i.e., why the Project is needed) and how the Project will address it.
- ◀ Articulate what difference the Project will make.
- ◀ Identify benefits, value for money and/or added value.
- ◀ Provide baseline information (i.e., the current situation).
- ◀ Articulate how the Project is consistent with local, regional and national policy.
- ◀ Financial need and project cost.
- ◀ Funding profile (i.e., Who's providing what? Unit and overall costs).
- ◀ Technical information and requirements (e.g., planning permission).

## KIRKLEES PLAYING PITCH STRATEGY

---

- ◀ Targets, outputs and/or outcomes (i.e., the situation after the Project/what the Project will achieve)
- ◀ Evidence of support from partners and stakeholders.
- ◀ Background/essential documentation (e.g., community use agreement).
- ◀ Assessment of risk.

### **Indicative costs**

The indicative costs of implementing key elements of the Action Plan can be found on the Sport England website:

<http://www.sportengland.org/facilities-planning/tools-guidance/design-and-cost-guidance/cost-guidance/>

There are two sets of costs that are highlighted here; facility capital costs and lifecycle costs.

#### *Facility capital costs*

- ◀ Facility capital costs are calculated using estimates of what it typically costs to build modern sports facilities, including fees and external work, naturally taking into account varying conditions, inflation and regional adjustments.
- ◀ Costs are updated regularly in conjunction with information provided by the BCIS (Building Cost Information Service) and other Quantity Surveyors.
- ◀ The document is often referred to as the Planning Kitbag costs as the figures are often used by planners and developers when reviewing potential planning contributions to site developments.

#### *Lifecycle costs*

- ◀ Life cycle costs are how much its costs to keep a facility open and fit-for-purpose during its lifetime.
- ◀ It includes costs for major replacement and planned preventative maintenance (PPM) – day to day repairs. The costs are expressed as a percentage of the capital cost.
- ◀ You should not underestimate the importance of regular maintenance and the expense in maintaining a facility throughout its life.

# KIRKLEES PLAYING PITCH STRATEGY

---

## APPENDIX THREE: TERMS OF REFERENCE

### *Pitch quality*

The quality of pitches in Kirklees has been assessed via a combination of site visits (using non-technical assessments as determined by the methodology) and user consultation to reach and apply an agreed rating as follows:

- ◀ Good
- ◀ Standard
- ◀ Poor

The percentage parameters used for the non-technical assessments were as follows; Good (>80%), Standard (50-80%), Poor (<50%). The final quality ratings assigned to the sites also take into account the user quality ratings gathered from consultation.

Criteria for pitch quality, and examples of non-technical assessment forms, can be accessed on the Sport England website:

<https://www.sportengland.org/facilities-planning/planning-for-sport/planning-tools-and-guidance/playing-pitch-strategy-guidance/>

### *Unmet demand*

See page 21 of the Sport England methodology:

<http://www.sportengland.org/media/217868/pps-guidance-october-2013-updated.pdf>

*“Current **unmet demand** could be in the form of a team that has currently got access to a pitch for its matches but nowhere to train or vice versa. It could also be from an educational establishment that is currently using an indoor facility because of the lack of access to outdoor pitch provision. Along with a lack of pitches of a particular type being available to the community unmet demand may be due to the poor quality and therefore limited capacity of pitches in the area and/or a lack of provision and ancillary facilities which meet a certain standard of play/league requirement.”*



# APPENDIX B

**KIRKLEES**

**PLAYING PITCH STRATEGY**

**ASSESSMENT REPORT**

**FEBRUARY 2015**

Integrity, Innovation, Inspiration

1-2 Frecheville Court ◀ off Knowsley Street ◀ Bury BL9 0UF  
T 0161 764 7040 ◀ F 0161 764 7490 ◀ E mail@kcp.co.uk ◀ www.kcp.co.uk







# **KIRKLEES PLAYING PITCH ASSESSMENT**

---

## **CONTENTS**

<b>PART 1: INTRODUCTION AND METHODOLOGY.....</b>	<b>5</b>
<b>PART 2: FOOTBALL .....</b>	<b>13</b>
<b>PART 3: CRICKET.....</b>	<b>48</b>
<b>PART 4: RUGBY UNION .....</b>	<b>66</b>
<b>PART 5: RUGBY LEAGUE.....</b>	<b>79</b>
<b>PART 6: HOCKEY .....</b>	<b>102</b>
<b>PART 7: ARTIFICIAL GRASS PITCHES (AGPS).....</b>	<b>110</b>
<b>PART 8: BOWLS .....</b>	<b>121</b>
<b>APPENDIX 1: SPORTING CONTEXT .....</b>	<b>137</b>

# KIRKLEES PLAYING PITCH ASSESSMENT

---

## GLOSSARY

AGP	Artificial Grass Pitch
3G	Third Generation (artificial turf)
NGB	National Governing Body
FA	Football Association
ECB	England and Wales Cricket Board
EH	England Hockey
RFU	Rugby Football Union
LTA	Lawn Tennis Association
S106	Section 106
FIT	Fields in Trust
GIS	Geographical Information Systems
KKP	Knight, Kavanagh and Page
LDF	Local Development Framework
MUGA	Multi-use Games Area (an enclosed area using a synthetic grass or hard surface for playing sports)
NPPF	National Planning Policy Framework
FPM	Facilities Planning Model
FE	Further Education
HE	Higher Education
TGR	Team Generation Rate

# KIRKLEES PLAYING PITCH ASSESSMENT

---

## 1. INTRODUCTION AND METHODOLOGY

- 1.1. This is the Playing Pitch Assessment Report prepared by Knight Kavanagh & Page (KKP) for Kirklees Council and its partners.
- 1.2. This report presents a supply and demand assessment of playing pitch facilities in accordance with Sport England's Playing Pitch Strategy Guidance: An approach to developing and delivering a playing pitch strategy. It has been followed to develop a clear picture of the balance between the local supply of, and demand for, playing pitches and other outdoor sports facilities.
- 1.3. The guidance details a stepped approach to developing a Playing Pitch Strategy (PPS). These steps are separated into five distinct sections:
  - ◀ Stage A: Prepare and tailor the approach (Step 1)
  - ◀ Stage B: Gather information and views on the supply of and demand for provision (Steps 2 & 3)
  - ◀ Stage C: Assess the supply and demand information and views (Steps 4, 5 & 6)
  - ◀ Stage D: Develop the strategy (Steps 7 & 8)
  - ◀ Stage E: Deliver the strategy and keep it robust and up to date (Steps 9 & 10)

Stages A to C are covered in this report.

### **Stage A: Prepare and tailor the approach**

#### ***Why the PPS is being developed***

- 1.4. As outlined by the Council in the preparation stages of the study, the key drivers for a new PPS include:
  - ◀ The current Playing Pitch Strategy was published in 2006 and is now out of date
  - ◀ Budget cuts for local authorities are posing significant pressures on Councils abilities to maintain and develop their playing pitch stock. This document will help to identify areas that need prioritising, including key sites, and will reflect supply and demand analysis, team generation and future projection rates.
  - ◀ To provide a baseline for current and future supply and demand assessments for each of the sports being considered, and also set out a vision with a strategic approach to playing pitch provision in the Borough in the short, medium and long term.
  - ◀ To provide an evidence base for use in planning, investment and sports development decisions.
  - ◀ To provide a robust and up-to-date evidence base to inform the policy direction of the new Local Plan, specifically the development of planning policies concerned with the protection of playing fields and new playing pitch provision required to meet future demand. The findings and recommendations will also be used as a basis upon which to consider planning applications and development proposals involving playing pitches and the requirement for new open space.
  - ◀ To establish the principles to help inform where future resources should be focused and evidence need for funding bids to increase and improve playing pitch provision.

# KIRKLEES

## PLAYING PITCH ASSESSMENT

---

### ***Agreed scope***

- 1.5. The following types of outdoor sports facilities were agreed by the steering group for inclusion in the Assessment and Strategy:
  - ◀ Football pitches
  - ◀ Cricket pitches
  - ◀ Rugby league pitches
  - ◀ Rugby union pitches
  - ◀ Hockey/artificial grass pitches (AGPs)
  - ◀ Bowling greens
  - ◀ Tennis courts
- 1.6. The Council has also chosen to include crown green bowls and tennis, given that they too may be affected by possible cuts to budgets for public spaces.

### ***Policy context***

- 1.7. With a population of 422,458 in 2011, Kirklees is 11th highest populated district in England. The 408,600 square kilometre area is a blend of urban & rural areas, made up of a network of settlements varying in landscape, social and demographic profile. Kirklees has a higher than average number of young people (0 – 15 year olds make up 20.4% of the population) and this is expected to increase in the future. The prospective growth in population in under 15 year olds and older people will mean an increase in provision for those age groups particularly important.
- 1.8. Kirklees Council's Corporate Plan for 2014 – 2015 establishes two key strategic drivers that provide a context for all the services that we deliver. These are:
  - ◀ Improving health and wellbeing in Kirklees
  - ◀ Further strengthening the Kirklees economy
- 1.9. The Corporate Plan sets out eight Community Commitments, which the Cabinet wish to make, and they include a commitment to “promote a healthy lifestyle for everyone and help people take part in our community.”
- 1.10. At the same time, the Kirklees Sport and Physical Activity Partnership are currently finalising an updated Activity Plan for the 2014 – 2019 period. This strategy sets out the vision for sport and physical activity in Kirklees, with an aspiration “Everyone Active in Kirklees: By 2020 everyone will be physically active through work, play, sport, travel or leisure”. This strategy is one of the key documents contributing to the corporate strategic aim of “Improving Health and Wellbeing in Kirklees.”

### ***Planning Context***

- 1.11. The National Planning Policy Framework March 2012 (NPPF) recognises that access to high quality open spaces and opportunities for sport and recreation can make an important contribution to the health and well-being of communities.

## KIRKLEES PLAYING PITCH ASSESSMENT

---

- 1.12. NPPF requires that planning policies are based on robust and up-to-date assessments of the needs for open space, sports and recreation facilities and opportunities for new provision. The assessments should identify specific needs and quantitative or qualitative deficits or surpluses of open space, sports and recreational facilities in the local area.
- 1.13. Information gained from the assessments should be used to determine what open space, sports and recreational provision is required.
- 1.14. Paragraph 74 of NPPF is concerned with the protection of existing open space, sports and recreational buildings and land, including playing fields. One of the matters set out is that such buildings and land should not be built on unless an assessment has been undertaken which has clearly shown the open space, buildings or land to be surplus to requirements. National Planning Practice Guidance (March 2014) refers local authorities to Sport England's guidance on how to assess the need for sport and recreation facilities.
- 1.15. Kirklees Council has an adopted Unitary Development Plan (UDP) that sets out the council's policies and proposals for the use and development of land and buildings. The plan was adopted on 1 March 1999 and constitutes the statutory development plan. It includes saved planning policies for the protection of land designated as urban greenspace (UDP policy D3) and private playing fields (UDP policy R7A)
- 1.16. The Council is in the process of preparing a new Local Plan to replace the UDP. This plan will be prepared in the context of the National Planning Policy Framework and will set out policies and proposals for the protection of open space and playing fields in accordance with the framework.

### ***Management arrangements***

- 1.17. A Project Team from the Council has worked with KKP to ensure that all relevant information is readily available and to support the consultants as necessary to ensure that project stages and milestones are delivered on time, within the cost envelope and to the required quality standard to meet Sport England methodology.
- 1.18. Further to this, the Steering Group is and has been responsible for the direction of the PPS from a strategic perspective and for supporting, checking and challenging the work of the project team. The Steering Group is made up of representatives from Sport England and NGBs.
- 1.19. It will be important for the Steering Group to continue once the PPS has been finalised for several reasons, including a continuing responsibility to:
  - ◀ Be a champion for playing pitch provision in the area and promote the value and importance of the PPS.
  - ◀ Ensure implementation of the PPS's recommendations and action plan.
  - ◀ Monitor and evaluate the outcomes of the PPS.
  - ◀ Ensure that the PPS is kept up to date and refreshed.

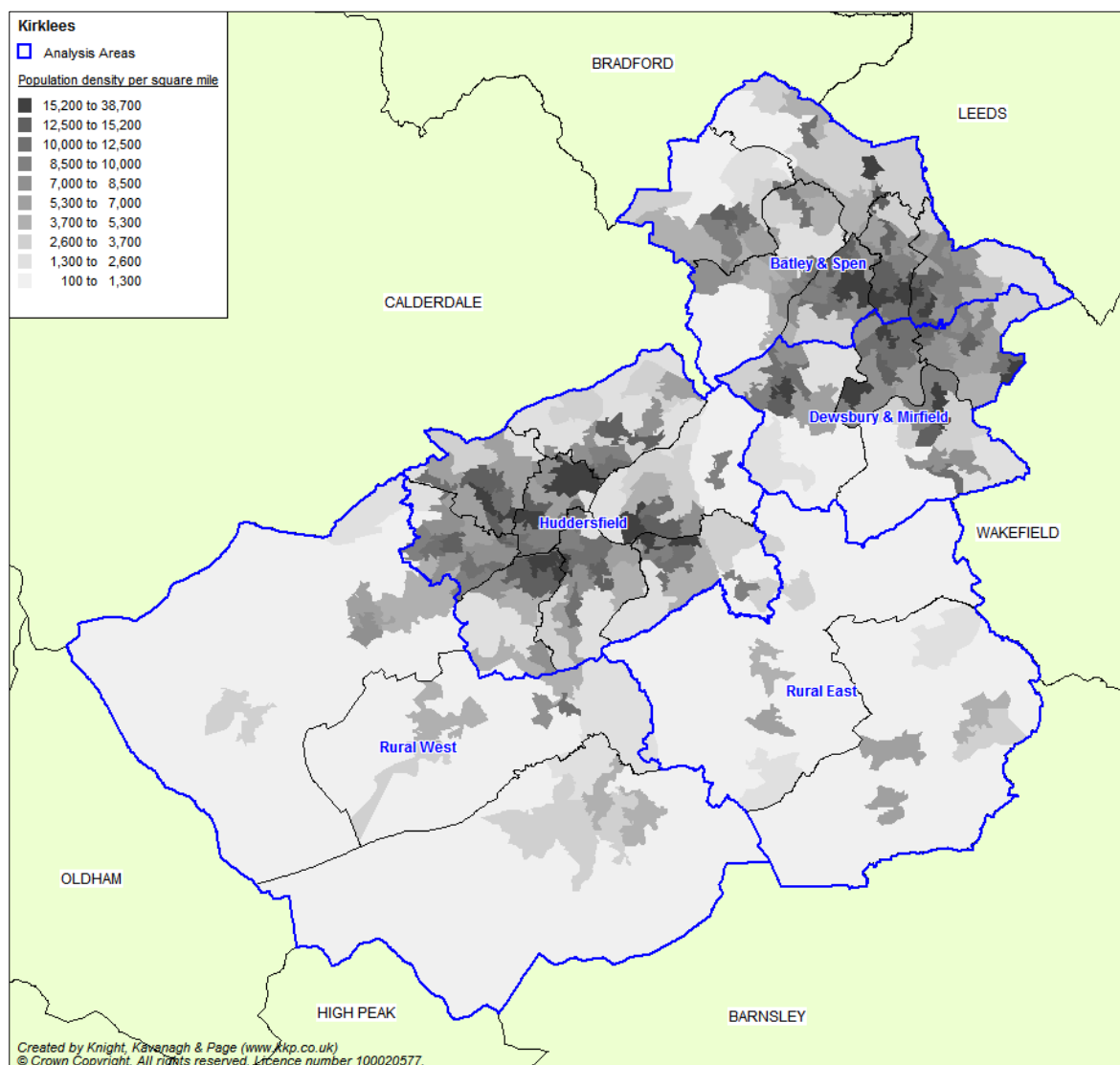
# KIRKLEES PLAYING PITCH ASSESSMENT

## Study area

1.20. The area covered by the PPS is the district of Kirklees. Further to this sub areas or analysis areas have been created to allow a more localised assessment of provision and examination of playing pitch surplus and deficiencies at a local level. Use of analysis areas also allows local circumstances and issues to be taken into account. Kirklees is divided into five analysis areas:

- ◀ Batley & Spen
- ◀ Dewsbury & Mirfield
- ◀ Huddersfield
- ◀ Rural East
- ◀ Rural West

Figure 1.1: Analysis area map





# KIRKLEES

## PLAYING PITCH ASSESSMENT

---

### Stage B: Gather information and views on the supply of and demand for provision

- 1.21. It is essential that a PPS is based on the most accurate and up-to-date information available for the supply of and demand for playing pitches. This section provides details about how this information has been gathered in Kirklees.

#### *Gather supply information and views – an audit of playing pitches*

- 1.22. PPS guidance uses the following definitions of a playing pitch and playing field. These definitions are set out by the Government in the 2010 'Town and Country Planning (Development Management Procedure) (England) Order'.<sup>1</sup>

- ◀ **Playing pitch** – a delineated area which is used for association football, rugby, cricket, hockey, lacrosse, rounders, baseball, softball, American football, Australian football, Gaelic football, shinty, hurling, polo or cycle polo.
- ◀ **Playing field** – the whole of a site which encompasses at least one playing pitch.

- 1.23. This PPS counts individual grass pitches (as a delineated area) as the basic unit of supply. The definition of a playing pitch also includes artificial grass pitches (AGPs).

#### *Quantity*

- 1.24. All playing pitches are included irrespective of ownership, management and use. Playing pitch sites were initially identified using Sport England's Active Places web based database. The Council and NGBs supported the process by checking and updating this initial data. This was also verified against club information supplied by local leagues. For each site the following details were recorded in the project database (which will be supplied as an electronic file):

- ◀ Site name, address (including postcode) and location
- ◀ Ownership and management type
- ◀ Security of tenure
- ◀ Total number, type and quality of pitches

#### *Accessibility*

- 1.25. Not all pitches offer the same level of access to the community. The ownership and accessibility of playing pitches also influences their actual availability for community use. Each site is assigned a level of community use as follows:

- ◀ **Community use** - pitches in public, voluntary, private or commercial ownership or management (including education sites) recorded as being available for hire and currently in use by teams playing in community leagues.
- ◀ **Available but unused** - pitches that are available for hire but are not currently used by teams which play in community leagues; this most often applies to school sites but can also apply to sites which are expensive to hire.
- ◀ **No community use** - pitches which as a matter of policy or practice are not available for hire or used by teams playing in community leagues. This should include professional club pitches along with some semi-professional club pitches, where play is restricted to the first or second team.

---

<sup>1</sup> [www.sportengland.org](http://www.sportengland.org)>Facilities and Planning> Planning Applications

## KIRKLEES PLAYING PITCH ASSESSMENT

---

### *Quality*

- 1.26. The capacity of pitches to regularly provide for competitive play, training and other activity over a season is most often determined by their quality. As a minimum, the quality and therefore the capacity of a pitch affects the playing experience and people's enjoyment of a sport. In extreme circumstances it can result in a pitch being unable to cater for all or certain types of play during peak and off peak times.
- 1.27. It is not just the quality of the pitch itself which has an effect on its capacity but also the quality, standard and range of ancillary facilities. The quality of both the pitch and ancillary facilities will determine whether a pitch is able to contribute to meeting demand from various groups and for different levels and types of play.
- 1.28. The quality of all pitches identified in the audit and the ancillary facilities supporting them are assessed regardless of ownership, management or availability. Along with capturing any details specific to the individual pitches and sites, a quality rating is recorded within the audit for each pitch.
- 1.29. These ratings are used to help estimate the capacity of each pitch to accommodate competitive and other play within the supply and demand assessment.
- 1.30. In addition to undertaking non-technical assessments (using the templates provided within the guidance and as determined by NGBs), users and providers were also consulted on the quality and in some instances the quality rating was adjusted to reflect this.

### ***Gather demand information and views***

- 1.31. Presenting an accurate picture of current demand for playing pitches (i.e. recording how and when pitches are used) is important when undertaking a supply and demand assessment. Demand for playing pitches in Kirklees tends to fall within the following categories:
  - ◀ Organised competitive play
  - ◀ Organised training
  - ◀ Informal play
- 1.32. In addition, unmet and displaced demand for provision is also identified on a sport by sport basis. Unmet demand is defined as the number of additional teams that could be fielded if access to a sufficient number of pitches (and ancillary facilities) was available. Displaced demand refers to teams that are generated from residents of the area but due to any number of factors do not currently play within the area.
- 1.33. Alongside current demand, it is important for a PPS to assess whether the future demand for playing pitches can be met. Using population projections, and proposed housing growth (if available), an estimate can be made of the likely future demand for playing pitches in Kirklees.
- 1.34. The resident population in Kirklees is recorded as 425,517 (these are the ONS June 2012 mid-year figures). By 2037, the Borough's population is projected to increase by 62,804 (equivalent to a percentage of 14.7%) to 488,321 (ONS 2012-based projections 2012-2037).

## KIRKLEES PLAYING PITCH ASSESSMENT

---

- 1.35. Team generation rates are used to provide an indication of how many people it may take to generate a team (by gender and age group), in order to help estimate the change in demand for pitch sports that may arise from any population change in the study area.
- 1.36. Future demand for pitches is calculated by adding the percentage increases in table 1.5 to the ONS population increases in each analysis area. This figure is then applied to the TGRs and is presented on a sport by sport basis within the relevant sections of this report.
- 1.37. Other information sources that were used to help identify future demand include:
  - ◀ Recent trends in the participation in playing pitch sports.
  - ◀ The nature of the current and likely future population and their propensity to participate in pitch sports.
  - ◀ Feedback from pitch sports clubs on their plans to develop additional teams.
  - ◀ Any local and NGB specific sports development targets (e.g. increase in participation).
- 1.38. Current and future demand for playing pitches is presented on a sport by sport basis within the relevant sections of this report.
- 1.39. A variety of consultation methods were used to collate demand information. Face to face consultation was carried out with key clubs from each sport. This allowed for the collection of detailed demand information and an exploration of key issues to be interrogated and more accurately assessed.
- 1.40. For data analysis purposes an online survey (converted to postal if required) was utilised. This was sent to all clubs not covered by face to face consultation.
- 1.41. A variety of consultation methods were used to collate information about leagues, clubs, county associations and national/regional governing bodies of sport.
- 1.42. Local sports development officers, county associations and regional governing body officers advised which of the clubs to include in the face to face consultation. Sport England was also included within the consultation process prior to the project commencing. Issues identified by clubs returning questionnaires were followed up by telephone or face to face interviews.
- 1.43. Local sports development officers, county associations and regional governing body officers advised which of the clubs to include in the face to face consultation. Sport England was also included within the consultation process prior to the project commencing. Issues identified by clubs returning questionnaires were followed up by telephone or face to face interviews.

### **Stage C: Assess the supply and demand information and views**

- 1.44. Supply and demand information gathered within Section B was used to assess the adequacy of playing pitch provision in Kirklees. It focused on how much use each site could potentially accommodate (on an area by area basis) compared to how much use is currently taking place.

# KIRKLEES PLAYING PITCH ASSESSMENT

---

## ***Understand the situation at individual sites***

- 1.45. Qualitative pitch ratings are linked to a pitch capacity rating derived from NGB guidance and tailored to suit a local area. The quality and use of each pitch is assessed against the recommended pitch capacity to indicate how many match equivalent sessions per week (per season for cricket) a pitch could accommodate.
- 1.46. This is compared to the number of matches actually taking place and categorised as follows, to identify:

Potential spare capacity: Play is below the level the site could sustain.	
At capacity: Play is at a level the site can sustain.	
Overused: Play exceeds the level the site can sustain.	

## ***Develop the current picture of provision***

- 1.47. Once capacity is determined on a site by site basis, actual spare capacity is calculated on an area by area basis via further interrogation of temporal demand. Although this may have been identified, it does not necessarily mean that there is surplus provision. For example, spare capacity may not be available when it is needed or the site may be retained in a 'strategic reserve' to enable pitch rotation to reduce wear and tear.
- 1.48. Capacity ratings assist in the identification of sites for improvement/development, rationalisation, decommissioning and disposal.

## ***Develop the future picture of provision - scenario testing***

- 1.49. Modelling scenarios to assess whether existing provision can cater for unmet, displaced and future demand is made after the capacity analysis. This will also include, for example, removing sites with unsecured community use to demonstrate the impact this would have if these sites were to be decommissioned in the future.

## ***Identify the key findings and issues***

- 1.50. By completing Steps 1-5 it is possible to identify several findings and issues relating to the supply, demand and adequacy of playing pitch provision in Kirklees. This report seeks to identify and present the key findings and issues, which should now be checked, challenged and agreed by the Steering Group prior to development of the Strategy (Section D).
- 1.51. The following sections summarise the local administration of the main grass pitch sports in Kirklees. Each provides a quantitative summary of provision and a map showing the distribution of facilities. It also provides information about the availability of facilities to/for the local community and, the governing body of each sport and regional strategic plan (where they exist). Local league details are provided in order to outline the competitive structure for each sport. The findings of club consultation and key issues for each sport are summarised.

# KIRKLEES PLAYING PITCH ASSESSMENT

---

## 2. FOOTBALL

### Introduction

- 2.1. The organisation primarily responsible for the development of football in Kirklees is West Riding County FA, though some clubs to the East of the Borough affiliate to Sheffield and Hallamshire County FA. These organisations are also responsible for the administration, in terms of discipline, rules and regulations, cup competitions and representative matches, development of clubs and facilities, volunteers, referees, coaching courses and delivering national football schemes.
- 2.2. This section of the report focuses on the supply and demand for grass football pitches. Part 6 captures supply and demand for artificial grass pitches (AGPs). In the future it is anticipated that there will be a growing demand for the use of AGPs for competitive football fixtures, especially to accommodate mini and youth football. **Consultation**
- 2.3. In addition to face to face consultation with key clubs, an electronic survey was sent to all football clubs and leagues playing in Kirklees. Contact details were provided by each County FA (CFA) and the invitation to complete the survey was distributed via email. The survey was returned by 160 clubs (including face to face interviews) which equates to a response rate of 74%. The results are used to inform key issues within this section of the report. The following clubs were met with face to face:
- ◀ Battyeford Sporting Club FC
  - ◀ Dewsbury Rangers FC
  - ◀ Gomersal & Cleckheaton FC
  - ◀ Howden Clough FC
  - ◀ Kirkburton Juniors FC
  - ◀ Lepton Highlanders FC
  - ◀ Norristhorpe FC
  - ◀ Overthorpe Sports Club FC
  - ◀ Savile Town FC
  - ◀ Shelley FC
  - ◀ Thornhill United FC
  - ◀ Upperthong FC
  - ◀ Westend FC

### 2.2: Supply

- 2.4. The audit identifies a total of 378 grass football pitches in Kirklees. Of these, 322 are known to be available, at some level, for community use. The map overleaf identifies all pitches within Kirklees regardless of community use. See Table 2.11 for the key to the map.
- 2.5. There is also one full size 3G AGP, approved and certified by FIFA to be used for competitive fixtures, located at Leeds Road Sports Complex. A second 3G pitch at Batley Sports & Tennis Centre recently lost certification due to the age and poor quality of the surface. This is detailed further in Part 6.

## KIRKLEES PLAYING PITCH ASSESSMENT

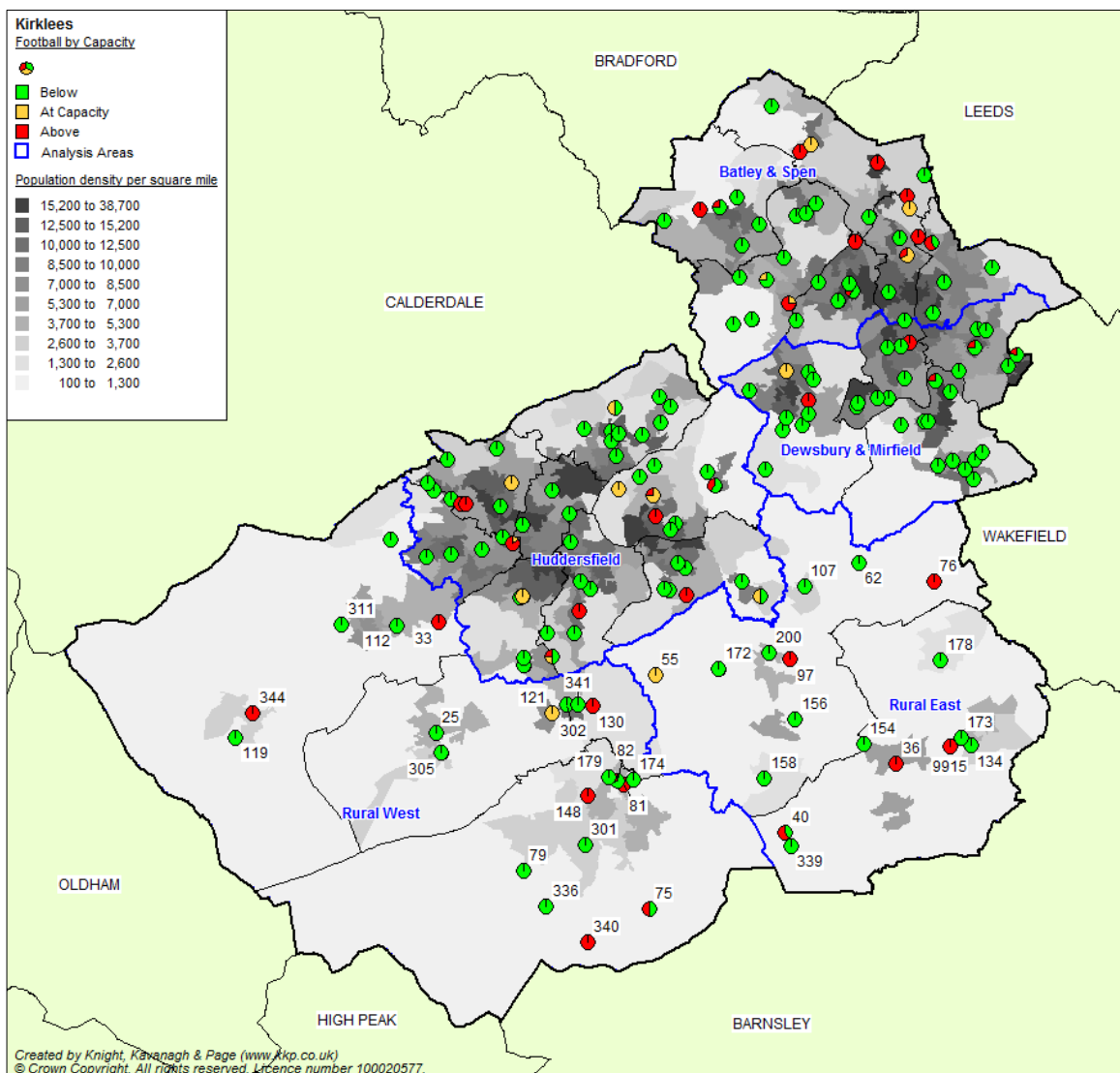
Table 2.1: Summary of grass pitches available for community use

Analysis area	Available for community use				
	Adult	Youth 11v11	Youth 9v9	Mini 7v7	Mini 5v5
Batley & Spen	33	4	7	8	10
Dewsbury & Mirfield	35	4	11	12	10
Huddersfield	69	2	15	9	9
Rural East	26	1	4	9	7
Rural West	24	1	3	6	3
<b>KIRKLEES</b>	<b>187</b>	<b>12</b>	<b>40</b>	<b>44</b>	<b>39</b>

- 2.6. There are a large number of adult pitches in Kirklees in comparison to other pitch types, however; this reflects the area as the majority of teams play at adult level. It is also partly due to youth 11v11 teams playing on adult pitches, though the reason for this may, in part, be due to a lack of youth 11v11 pitches rather than a preference for adult pitches. This is not ideal for youth players and is not in line with the FA Youth Review. Sites with adult pitches which are used by both adult and youth teams are indicated within Table 2.14.
- 2.7. In addition, all but two of the 11v11 pitches in the Borough are located at school sites and therefore may not be realistically accessible despite availability for community use, due to logistical issues such as access to changing rooms or toilet facilities. It is also possible that these pitches may be overplayed due to school use throughout the week, subsequently rendering them unfit for community use.

# KIRKLEES BOROUGH COUNCIL PLAYING PITCH ASSESSMENT

Figure 2.1: Location and capacity of football pitches in Kirklees



## Pitch quality

2.8. The quality of football pitches in Kirklees has been assessed via a combination of non-technical assessments (as determined by The FA) and user consultation to reach and apply an agreed rating as follows:

- ◀ Good
- ◀ Standard
- ◀ Poor

2.9. Pitch quality primarily influences the recommended carrying capacity of a pitch. Maintenance of grass pitches plays a large part in determining pitch quality, for example it is likely that pitches which receive little to no ongoing repair or post-season remedial work will be assessed as poor, therefore limiting the number of games able to take place each week. Conversely, well maintained pitches which are tended to regularly are likely to be of a higher standard and capable of taking a number of matches without a significant reduction in surface quality. Other factors contributing towards poor quality include overuse and a lack of drainage necessary to improve quality.



## KIRKLEES BOROUGH COUNCIL PLAYING PITCH ASSESSMENT

- 2.10. The percentage parameters used for the non-technical assessments were as follows; Good (>80%), Standard (50-80%), Poor (< 50%). It should be noted that all of the sites that received a 'standard' rating from the non-technical assessments scored between 50% and 57%.
- 2.11. The table below summarises the quality of grass pitches that are available for community use.

*Table 2.2: Pitch quality assessments (community use pitches)*

Adult pitches			Youth pitches			Mini pitches		
Good	Standard	Poor	Good	Standard	Poor	Good	Standard	Poor
46	100	40	6	30	16	15	48	20

- 2.12. The non-technical pitch quality audit shows that 25% of the adult pitches are good quality and 22% are poor quality, whilst the majority (53%) are standard. Over half of youth pitches are assessed as standard quality (57%), under a third (31%) are poor quality and just 12% are good. Most mini pitches are also standard quality (58%), with the remaining pitches assessed as good (18%) and poor (24%). Most pitches are poor or standard quality due to basic maintenance programmes particularly at Council sites where budgets will not allow for any further level of upkeep. Pitches at club sites may receive some remedial work by volunteers but this is often limited by cost. Further maintenance such as seeding and fertilising may be done sporadically when cost allows, or it is possible that clubs may not have access to the right equipment to be able to do so.
- 2.13. In general, club consultation indicates that pitch quality over the previous three years has varied. Over half of responding clubs (64%) believe there has been no difference in pitch quality, most of which play on rented sites owned by the Council or schools. The quality ratings assigned to sites in Kirklees also take account of the user quality ratings gathered from consultation.
- 2.14. Private sites (e.g. sports clubs) typically offer better quality facilities than Council parks/playing fields and school pitches. In general, such sports clubs tend to have dedicated ground staff or volunteers working on pitches and the fact that they are often secured by fencing prevents unofficial use. However, private site hire is often at full cost recovery. The maintenance and use of Council sites tends to be less frequent and unofficial use of these sites can further exacerbate quality issues.
- 2.15. Specific comments relating to the pitch conditions at individual sites can be seen in the table below. The comments are a combination of club feedback and site assessment information.

*Table 2.3: Summary of pitch quality comments*

Site	Comments
Greenhead College Sports Field	Standard quality pitches though the site has some drainage issues. The soil has a high clay content and subsequently water drains away very slowly. It is likely that this influences the unavailability of community use
Heatherleigh Recreation Ground	Clubs suggest that the site is not maintained properly and pitches are subject to poor drainage.
Hill Top	Flockton FC reports that the pitch is fine when dry but in wet weather becomes very wet. Quoted £12,000 three years ago for sand slitting to help improve drainage but the club is unable to afford the cost.

## KIRKLEES BOROUGH COUNCIL PLAYING PITCH ASSESSMENT

Site	Comments
Hepworth United FC	The club reports that it had drainage work done within the last two years but this seems to have relocated the water to gather elsewhere on another part of the pitch.
Holmfirth High School Sports Field	According to Holme Valley Academicals FC, the pitch has no drainage system and as such in wet conditions one half of the pitch becomes waterlogged and unplayable. Holmfirth Town FC supports this view and believes that the pitch is overplayed, compounding the quality issues it has.
Celandine Recreation Ground	The goal areas are left bald and without grass due to the goalposts being left up throughout the summer, prompting local children to focus casual use on the goal areas and the goalposts which have become rusted.
Dry Clough Recreation Ground	The pitch slopes slightly which probably helps to drain away water which it does fairly well. Previous issues regarding exposed concrete at the base of the goalposts have now been resolved.
King James' School	The pitches slope both sideways and down and are poorly maintained, whilst goalposts do not meet FA requirements.
Berry Brow Rec	Open access site where dog fouling is a frequent issue along with heavy leaf fall from adjacent trees.
Salendine Nook High School	Location of the site leaves it subject to strong winds which can make playing football difficult for youth teams, which may limit demand to play there. No spectator barrier which prevents use in County FA leagues.
Sands Lane Recreation Ground	The site is located by an adjacent river which is prone to flooding which has previously caused significant damage to the pitches. Drainage to cope with this is poor and proves a persistent problem.

2.16. Main reasons for a decline in pitch quality relate to reports of limited maintenance carried out by the Council and a lack of available funds to carry out maintenance opportunities at private club sites. Other reasons for the decline in pitch quality include:

- ✦ Over marked pitches
- ✦ Amount of rainfall this season (2014/15)
- ✦ Uneven and hard surfaces
- ✦ Overplay in bad weather
- ✦ Casual use
- ✦ Dog foul/litter
- ✦ Lack of investment and limited maintenance
- ✦ Infrequent grass cutting
- ✦ Lack of remedial work i.e. seeding
- ✦ Adult matches damaging pitches before afternoon youth games

### ***Ancillary facilities***

2.17. Changing facilities are an issue at some football sites. Some of the facilities are described as poor quality by users in Kirklees although 80% of clubs stated they had access to changing rooms if required.

*Clubs response to quality of changing facilities:*

Good	Adequate	Poor
37%	37%	24%

## KIRKLEES BOROUGH COUNCIL PLAYING PITCH ASSESSMENT

---

- 2.18. Of the clubs with access to changing facilities, opinion is that the quality is generally good or adequate, particularly at Leeds Road Sports Complex which is a multi sport site able to host a large number teams. Other sites rated as good by users include; Storthes Hall Park and Huddersfield New College.
- 2.19. Approximately a quarter of clubs rate the changing facilities they access as poor including Longfield Avenue, Carters Field, Savile Playing Field and King George V Playing Fields amongst others. Golcar United FC is concerned that its membership of the West Riding FA County Amateur League could be jeopardised due to the poor quality of changing facilities at Longfield Avenue not meeting requirements. George Healey FC reports that there were previously two changing blocks at Carters Field though one was knocked down, leaving two changing rooms each with two shower heads to cater for four teams playing on two pitches. Snowdon FC highlights a similar issue at Holroyd Park, where there are two changing rooms to service two pitches, which causes logistical problems when both pitches are in use.
- 2.20. Poor quality facilities at East Bierley Recreation Ground are a significant issue for users. Teams playing onsite, along with a resident rugby league team, are considering alternative sites which would offer access to better quality changing rooms. The pitch is used by Dudley Hill Rangers FC and Hunsworth FC, both of which are technically Bradford based clubs, such is the locality of the site to the Kirklees boundary. The three clubs are part of the East Bierley Community Sports Association and are trying to work towards building a new changing facility onsite. Having secured part funding for the project from the Football Stadia Improvement Fund, projected costs for a building large enough to cater for three teams have doubled and the clubs are currently seeking further funding to complete the development.
- 2.21. A fifth of responding clubs said they had no access to changing facilities. Savile United FC report that the absence of changing facilities at Centenary Square Football Field is a major concern and that the Club is under persistent pressure from both the County FA and the Spen Valley and District Association League to provide changing accommodation but that it is unable to move forward to do so. Other sites which do not have changing facilities include Moorend Recreation Ground and Jagger Lane Recreation Ground, whilst Holmfirth Town FC and Holme Valley Academicals FC are unable to access changing facilities at Holmfirth High School.

### ***Security of tenure***

- 2.22. Tenure of sites in Kirklees is generally secure i.e. through a long term lease or a guarantee that the pitch will continue to be provided over the next three years, with most sites ensuring community use is available whether owned by the Council or parish councils.
- 2.23. There are a number of sites owned by Kirklees Council and leased to sports clubs which manage it accordingly, such as Wakefield Road Playing Fields, Cross Lane Recreation Ground and Crown Fields. In addition, some clubs lease sites from other providers such as Storthes Hall Park (University of Huddersfield) and Marsden Football Club (private owner).

## KIRKLEES BOROUGH COUNCIL PLAYING PITCH ASSESSMENT

---

- 2.24. However, tenure of some sites remains unsecure, notably at academy sites which are more likely to restrict levels of community use. Academies are therefore able to withdraw community use at short notice, or selectively choose community users based on school to club partnerships rather than broad availability to hire. A good example of which is Mirfield Free Grammar School, which though it has a partnership with a local rugby league team retains use of football pitches for its pupils.
- 2.25. Leeseide School is currently applying for academy status which would include a structural rebuild should the application be successful. The school fields are currently used by Six Lane Ends FC which has one adult team, as well as Birstall Victoria RLFC which has a number of senior and junior rugby league teams. There is the possibility that the rugby league pitch onsite could be built on by the new academy should development go ahead. Kirklees council is keen to work with Six Lane Ends FC to find an alternate site, with a view to the remaining football pitch becoming a rugby league pitch to be used by the rugby league club.

### ***Over marked pitches***

- 2.26. Over marking of pitches can cause notable damage to the surface quality and lead to overuse beyond recommended capacity. In some cases mini pitches may be marked onto senior pitches or mini matches may be played widthways across adult or youth pitches. This can lead to targeted areas of surface damage due to a large amount of play focused on high traffic areas, particularly the middle third of the pitch. Over marking of pitches not only influences available capacity, it may also cause logistical issues regarding kick off times, for example, when two teams of differing age formats are due to play at the same site at the same time.
- 2.27. There are a number of football pitches in Kirklees which are marked onto or overlapping cricket outfield, though pitch quality is unlikely to be harmed as most play is focused on the cricket square. This can create availability issues at multi-sport sites, as the cricket season begins in April when football season is still ongoing, whilst football season begins in August as cricket fixtures are still being played. Heywood Irish Centre FC reports that this is a particular issue at Leeds Road Sports Complex where four football pitches are out of use at the start and end of the cricket season, leaving just one available pitch which is not enough for all teams playing there. Over marking occurs on the following sites where cricket teams currently play:
- ◀ Birchencliffe CC (Mini)
  - ◀ Crawshaw Street Playing Fields (Adult & Mini)
  - ◀ Ellis Playing Fields (Healds Road) (Youth)
  - ◀ Heckmondwike Sports Club (Adult & Mini)
  - ◀ Leeds Road Sports Complex (Adult)
  - ◀ Sands Lane Playing Fields (Adult)
  - ◀ The Welfare Ground (Adult)
- 2.28. Cricket usage is not likely to cause much damage to the surface of these pitches as most of the activity is focused on the square which is not over marked. However, football teams playing at these sites may have to seek additional pitch provision either as an alternative venue whilst cricket is being played, or as and when required.

# KIRKLEES BOROUGH COUNCIL

## PLAYING PITCH ASSESSMENT

---

### ***Football pyramid facilities***

- 2.29. There are three clubs in Kirklees that play within the football pyramid:
- ◀ Liversedge FC (Step 5)
  - ◀ Emley AFC (Step 6)
  - ◀ Shelley FC (Step 7)
- 2.30. Clubs within the step system must adhere to ground requirements set out by the FA. The higher the level of football being played the higher the requirements. Clubs cannot progress into the league/step above if the ground requirements do not meet the correct specifications. Ground grading, as it is referred to, assesses grounds from A to H, with 'A' being the requirements for Step 1 clubs.
- 2.31. Of the three clubs in Kirklees playing within the football pyramid, Liversedge FC plays at the highest level (Step 5) and as such is required to have floodlighting, as is Emley AFC. Shelley FC only requires a perimeter rail in order to meet minimum ground criteria. In addition, the main pitch at Storthes Hall Park has existing floodlighting, dugouts and covered spectators area, therefore the Club is well equipped for progression through the pyramid system and is unlikely to be limited should it achieve promotion and any subsequent move into Step 6.
- 2.32. Howden Clough FC does not currently play within the pyramid structure, though it has aspirations for the U17s team to progress through to join the Northern Alliance U19s League. At the moment this is not possible because fixtures are played midweek under floodlights which the Upper Batley Lane Fields site does not have, meaning the team would need to find a suitable venue with floodlighting (likely a Step 6 and above ground) or alternatively a floodlit 3G pitch certified for competitive matches.

### ***Training***

- 2.33. Access to training facilities is a key issue for most clubs in Kirklees. Just over half (53%) of responding clubs report a need for additional training facilities, all of which specified a need for more accessible 3G pitches. Many clubs highlighted that their teams don't train or have had to stop training due a lack of availability on existing 3G pitches or that they are unable to afford to hire them.
- 2.34. There are only five full sized, floodlit 3G pitches in Kirklees available to hire for training, three of which are located in the Huddersfield area, one in the Batley & Spen area and one in Dewsbury & Mirfield area. Based on FA estimates, one full size AGP can service 60 teams, highlighting a shortfall in all of the five analysis areas. Most notably, there are no 3G pitches in either the Rural East or Rural West analysis areas; however, there is less demand in these areas.
- 2.35. A lack of capacity on 3G pitches is exacerbated at some sites where community clubs were partners in the initial build of the AGP, meaning they have priority access for a proportion of the week. For example, Dewsbury Rangers FC is a partner at St John Fisher Academy and has exclusive access all of Thursday and Friday evenings, leaving only three nights for other community bookings. Similarly, Howden Clough FC has 20 hours of use per week of the 3G at Batley Sports & Tennis Centre across four weeknights between September and March, which in turn limits the amount of capacity available to other clubs in the area.

# KIRKLEES BOROUGH COUNCIL PLAYING PITCH ASSESSMENT

## *Future development*

- 2.36. Savile Town FC is seeking to obtain a long term lease from the Council on Savile Playing Fields in order to build a clubhouse on the site. The Club also has aspirations to build a full size 3G surface AGP on the site and is exploring access to grant funding through the Football Foundation.
- 2.37. All Saints Catholic College has plans for redevelopment of the sporting facilities onsite, including a new sports centre which is currently in progress which will provide new changing facilities for the outdoor pitches. The college has drawn up plans and is currently investigating opportunities to secure matched funding.

A number of clubs are planning to build clubhouses on sites where they currently play. Almondburians FC has plans to build beside the existing cricket pavilion, Hepworth United FC has submitted a planning application to build a clubhouse at the Far Lane site and Marsden FC has a five year plan for a new clubhouse and changing facilities. Netherton Juniors FC plans to build a solid clubhouse to replace the existing temporary pre-fabricated structure.

## **2.3: Demand**

- 2.38. Through the audit and assessment, a total of 655 teams were identified as playing matches on football pitches within Kirklees, though 22 teams currently play on AGP surfaces. This consists of 215 men's, nine women's, 241 youth boys', 13 youth girls' and 177 mini soccer teams (two of which are girls' only mini teams).

*Table 2.4: Summary of competitive teams currently playing in Kirklees*

Analysis area	No. of teams playing				
	Adult	Youth 11v11	Youth 9v9	Mini 7v7	Mini 5v5
Batley & Spen	34	41	27	18	18
Dewsbury & Mirfield	39	26	14	23	16
Huddersfield	84	53	28	25	12
Rural East	35	19	14	20	16
Rural West	32	20	12	20	9
<b>KIRKLEES</b>	<b>224</b>	<b>159</b>	<b>95</b>	<b>106</b>	<b>71</b>

- 2.39. Overall, the Huddersfield area represents the greatest proportion (31%) of all teams playing within the Borough, whilst the Rural West makes up the least (14%).
- 2.40. Adult teams make up 34% of the teams playing football within Kirklees. The highest number of teams (84) occurs in the Huddersfield area at the adult age format, representing 39% of the adult teams playing in Kirklees and 42% of all teams playing in Huddersfield. The distribution of adult teams outside of Huddersfield is spread fairly evenly across the other four analysis areas, where the lowest number of adult teams (32) occurs in the Rural West area.



## KIRKLEES BOROUGH COUNCIL PLAYING PITCH ASSESSMENT

- 2.41. The Huddersfield area also accounts for the highest proportion of youth teams (32%), representing the majority at both 11v11 (33%) and 9v9 (29%) levels. There are also significant numbers of youth 11v11 (41) and youth 9v9 (27) teams within the Batley & Spennethorpe area, which makes up 27% of all youth teams within Kirklees. The fewest number of youth teams within an analysis area occurs in the Rural West, which has the lowest number of youth 9v9 teams (12) and contributes the lowest proportion of youth teams overall (13%). The Rural East has a similarly low number of youth teams (33), particularly at the youth 11v11 level where it has the least number of teams (19).
- 2.42. The greatest number of teams at the mini age group comes from the Dewsbury & Mirfield area (39), though teams are fairly evenly spread across the Borough. The Rural West represents the lowest proportion (16%) of mini teams, notably at mini 5v5 level with just nine teams.
- 2.43. There are fifteen girls' and nine women's teams currently playing in Kirklees, although girls are permitted to play football in mixed teams up until the age of U15. Batley Juniors FC, Howden Clough FC, Lepton Highlanders FC, Norristhorpe FC and Huddersfield Town Ladies FC all field specific girls teams at youth level, whilst Skelmanthorpe United JFC and Norristhorpe FC each have one mini team made up of only girls.
- 2.44. Clubs were asked whether there had been a change in the number of teams over the previous three years. The response rates for those which answered those relevant questions can be seen in the table below.

*Table 2.5: Change in the number of teams over the previous three years*

Team type	Clubs response		
	Increased	Decreased	Stayed the same
Adult	12%	11%	77%
Youth	22%	10%	68%
Mini	26%	4%	70%

- 2.45. The highest increase in team type is seen in the mini soccer section. Although it would then be expected that this increase in teams would translate to more youth and eventually more adult teams, although there is actually a national trend of decline at the youth age. However, the vast majority (70%) of mini soccer teams report that the number of mini teams has stayed the same.
- 2.46. The survey responses for both adult and youth levels also show a similar level of decrease in number of teams. Of the 10% of clubs that report a decrease in the number of youth teams, the reasons given were a lack or loss of interest, lack of volunteers or managers to run the teams, or the attraction of better quality facilities available at other clubs prompting whole teams to move together.
- 2.47. The majority (77%) of clubs with adult teams report that the number of teams has stayed the same, whilst any increase at some clubs (12%) counteracts decreases at others (11%), resulting in a fairly static number of teams. Of the clubs which report a decrease, the majority report having lost reserves or Vets teams due to a lack of interest or coaches available.



## KIRKLEES BOROUGH COUNCIL PLAYING PITCH ASSESSMENT

---

### ***Unmet demand***

- 2.48. Unmet demand is existing demand that is not getting access to pitches. It is usually expressed, for example, when a team is already training but is unable to access a match pitch, or when a league has a waiting list due to a lack of pitch provision, which in turn is hindering the growth of the League.
- 2.49. Battyeford SC FC reports unquantified unmet demand in that the Club is now at capacity for the number of pitches it currently has access to at West Mills Playing Fields, already having to over mark several pitches and use a pitch offsite at the House of Resurrection. The Club operates a waiting list and has had to refer new players at youth and mini levels to other clubs.
- 2.50. University of Huddersfield teams currently play at Storthes Hall Park on Wednesday afternoons, whilst the site is also used by Shelley FC at weekends. The university reports that if it had access to more pitches at weekends then it would look to enter student teams into local weekend leagues, which may enable students on non-sports courses who are timetabled on Wednesday afternoons to play.
- 2.51. It appears that although some clubs report a lack of availability or access to pitches within Kirklees, other influencing factors play a part in limiting an increase in the number of teams. This is most notably a lack of volunteers to support the running of additional teams or a lack of funding to secure use of a pitch consistently for league fixtures.

### ***Latent demand***

- 2.52. In addition to unmet demand a number of clubs believe that if more pitches were available, at their home ground or in the local area, they could develop more teams in the future (latent demand).
- 2.53. Thornhill United FC is based in an area of high deprivation and therefore tries to make football accessible for all in the local community by not charging membership or weekly fees. The Club believes it could have more players and more teams, though it is hesitant to advertise for the potential of attracting players who may be able to afford to pay elsewhere at other clubs, detracting from the specific ethos of the club and its role within the local community to provide for those who can't.

### ***Displaced demand***

- 2.54. Displaced demand refers to Kirklees registered teams that are currently accessing pitches outside of the Area for their home fixtures, normally because their pitch requirements cannot be met, which is usually because of pitch supply or in some cases quality issues.
- 2.55. Some demand is exported out from Kirklees to neighbouring Bradford. Gomersal & Cleckheaton FC is based within Mirfield and fields a large number of junior teams. The Club already plays across a number of sites within Kirklees but reports difficulty in accessing suitable and well lit training facilities within the Mirfield and Dewsbury area and that it isn't able to secure regular slots on the AGP at Mirfield Free Grammar School. Teams therefore travel over 20 minutes away to access available capacity on the 3G pitch at Tong School in Bradford, however, would prefer to train nearer to Mirfield.

## KIRKLEES BOROUGH COUNCIL PLAYING PITCH ASSESSMENT

- 2.56. Cumberworth FC exports demand towards the south and uses more than one site outside of Kirklees for matches and training. U14's and U15's teams play at Ingbirchworth Playing Fields in Barnsley, whilst several teams train at Penistone Grammar School. Some teams export demand towards the North East, for example several clubs have teams playing at Soccer City in Leeds where the West Riding CFA Girls League holds monthly galas for mini teams.

### ***Imported demand***

- 2.57. Wyke Wanderers FC is based in Wyke (Bradford) and fields teams at both adult and junior levels. The Club currently has seven teams (one adult and six youth) playing on pitches within Kirklees, located at Whitcliffe Mount Playing Fields. Though demand is considered to be imported, in reality the pitches are located less than two miles away from Wyke across the Council border and may subsequently be easier to access than other facilities within Bradford. Similarly, Dudley Hill Rangers FC and Hunsworth FC are both Bradford based teams which play at East Bierley Recreation Ground, again due to the location of the site close to the Council border with Bradford where it may be easier to access.

### ***Future demand***

#### *Population increases*

- 2.58. Team generation rates are used below as the basis for calculating the number of teams likely to be generated in the future based on population growth.

*Table 2.6: Team generation rates*

Age group	Current population within age group	Current no. of teams	Team Generation Rate	Future population within age group	Predicted future number of teams	Additional teams that may be generated from the increased population
Adult Men (16-45)	86,148	204	1:422	90,996	215.5	11.5
Adult Women (16-45)	84,738	9	1:9415	88,973	9.4	0.4
Youth Boys (10-15)	15,707	226	1:70	18,129	260.9	34.9
Youth Girls (10-15)	15,474	13	1:1190	17,436	14.6	1.6
Mini-Soccer Mixed (6-9)	21,149	172	1:123	23,735	193.0	21.0

- 2.59. Population growth is likely to result in an increase in the number of men's teams by eleven, whilst women's teams will remain fairly static despite an increase in players. Similarly, demand within adolescent males is expected to increase significantly, enough to create an additional forty teams at youth boys level. Demand for youth girls' football is also expected to increase to prompt the creation of at least one more team. Mini soccer demand is expected to continue to develop, creating the need for an additional 21 new teams.

# KIRKLEES BOROUGH COUNCIL PLAYING PITCH ASSESSMENT

## Participation increases

- 2.60. Some clubs plan to increase the number of teams for next season, mostly at mini level transitioning through from development groups into U7 teams.

Table 2.7: Summary of future demand expressed by clubs

Club	Comments
Kirkburton Juniors FC	Plans to add one mini 5v5 and one 9v9 team, though age group transition will mean two more teams progress to 9v9 football which may put pressure on the pitch.
Gomersal & Cleckheaton FC	Addition of at least one team at 5v5 each year. Currently 24 children in the development group so likelihood of at least two new teams
Black Horse FC	Add another adult team
Deighton WMC FC	Add a second adult team
University of Huddersfield	Add a second women's team

- 2.61. Where quantified, clubs plan to provide an additional two men's, one women's, one youth (boys and 3 mini teams).

## 2.4: Capacity analysis

- 2.62. The capacity for pitches to regularly provide for competitive play, training and other activity over a season is most often determined by quality. As a minimum, the quality and therefore the capacity of a pitch affects the playing experience and people's enjoyment of playing football. In extreme circumstances it can result in the inability of the pitch to cater for all or certain types of play during peak and off peak times. Pitch quality is often influenced by weather conditions and drainage.
- 2.63. As a guide, The FA has set a standard number of matches that each grass pitch type should be able to accommodate without adversely affecting its current quality (pitch capacity). Taking into consideration the guidelines on capacity the following was concluded in Kirklees:

Adult pitches		Youth pitches		Mini pitches	
Pitch quality	Matches per week	Pitch quality	Matches per week	Pitch quality	Matches per week
Good	3	Good	4	Good	6
Standard	2	Standard	2	Standard	4
Poor	1	Poor	1	Poor	2

- 2.64. Table 2.11 applies the above pitch ratings against the actual level of weekly play recorded to determine a capacity rating as follows:

<b>Potential capacity</b>	Play is below the level the site could sustain
<b>At capacity</b>	Play matches the level the site can sustain
<b>Overused</b>	Play exceeds the level the site can sustain

## KIRKLEES BOROUGH COUNCIL PLAYING PITCH ASSESSMENT

---

### *Education sites*

- 2.65. To account for curricular/extra-curricular use of education pitches it is likely that the carrying capacity at such sites will need to be adjusted. The only time this would not happen is when a school does not use its pitches at all and the sole use is community use.
- 2.66. In the case of school sites where pitches are used for curriculum use, training sessions and school fixtures, additional play of three match equivalents per pitch has been added within Table 2.11. This is an assumption based on the average number of teams, however, where more detailed information on a site is known, this should be used. For example, Batley Girls High School has little outdoor curriculum use other than during the summer for athletics and rounders and therefore no additional play has been added.

## KIRKLEES PLAYING PITCH ASSESSMENT

Table 2.8: Football pitch capacity analysis

Site ID	Site name	Available for community use?	Type of tenure <sup>2</sup>	Management	Analysis area	Pitch type	Pitch size	Quality rating	No. of pitches	Current play	Site capacity	Overused (+), At Capacity (!) or Potential to Accommodate additional play (-)	Match equivalents available in peak period
1	All Saints Catholic College	Yes-unused	Secured	College	Huddersfield	Adult		Good	2	6	6	0	2
1	All Saints Catholic College	Yes-unused	Secured	College	Huddersfield	Youth	(9v9)	Good	2	6	8	-2	2
3	Almondbury Junior School	No	Unsecured	PFI	Huddersfield	Mini	(5v5)	Standard	1	0	4	-4	N/A
4	Almondbury Rec	Yes	Secured	Council	Huddersfield	Adult		Standard	1	0.5	2	-1.5	1
5	Almondbury Sports Centre	Yes	Unsecured	PFI	Huddersfield	Adult		Good	2	0.5	6	-5.5	2
7	Armitage Bridge Cricket Club	Yes	Secured	Sports Club	Huddersfield	Youth	(9v9)	Standard	1	0.5	2	-1.5	0.5
8	Bankfield Rec	Yes	Secured	Council	Huddersfield	Adult		Poor	2	2.5	2	0.5	1
8	Bankfield Rec	Yes	Secured	Council	Huddersfield	Mini	(5v5)	Standard	1	1.5	4	-2.5	0
8	Bankfield Rec	Yes	Secured	Council	Huddersfield	Mini	(7v7)	Standard	1	2	4	-2	0
8	Bankfield Rec	Yes	Secured	Council	Huddersfield	Youth	(9v9)	Standard	1	1	2	-1	0
10	Batley Business & Enterprise College	Yes	Secured	College	Batley & Spen	Adult		Poor	3	4 + 9	3	10	1
10	Batley Business & Enterprise College	Yes	Secured	College	Batley & Spen	Mini	(7v7)	Standard	2	1 + 6	8	-1	1.5
12	Batley Girls High School	Yes	Secured	KAL	Batley & Spen	Youth	(11v11)	Poor	1	2	1	1	0
12	Batley Girls High School	Yes	Secured	KAL	Batley & Spen	Youth	(9v9)	Poor	1	2.5	1	1.5	0
13	Batley Grammar School	Yes	Secured	School	Batley & Spen	Adult		Good	3	2.5 + 9	9	2.5	2
13	Batley Grammar School	Yes	Secured	School	Batley & Spen	Youth	(9v9)	Good	1	3 + 3	4	2	0
15	BBG Academy	Yes-unused	Secured	School	Batley & Spen	Adult		Standard	1	3	2	1	1
15	BBG Academy	Yes	Secured	School	Batley & Spen	Youth	(11v11)	Standard	1	1 + 3	2	2	0.5
16	Beck Lane Football Ground	Yes	Secured	Sports Club	Batley & Spen	Adult		Good	1	2	3	-1	0
17	Berry Brow Rec	Yes	Secured	Council	Huddersfield	Adult		Standard	1	1	2	-1	1
22	Bradley Park	Yes-unused	Secured	Council	Huddersfield	Adult		Standard	3	0	6	-6	3
23	Bridge Street Playing Fields	Yes-unused	Secured	Council	Dewsbury & Mirfield	Adult		Good	2	0	6	-6	2
25	Broadlands Recreation Ground	Yes	Secured	Council	Rural West	Adult		Good	1	2.5	5	-2.5	1.5
25	Broadlands Recreation Ground	Yes	Secured	Council	Rural West	Adult		Standard	1				
26	Canal Side Sports Complex	No	Secured	Private	Huddersfield	Adult		Good	3	0	6	-6	N/A
26	Canal Side Sports Complex	No	Secured	Private	Huddersfield	Youth	(11v11)	Good	1	0	8	-8	N/A
27	Carters Field	Yes	Secured	Council	Batley & Spen	Adult		Poor	2	2	2	0	1.5
27	Carters Field	Yes	Secured	Council	Batley & Spen	Youth	(9v9)	Poor	1	2	1	1	0
28	Castle Hall Academy	Yes	Secured	School	Dewsbury & Mirfield	Adult		Poor	2	1.5 + 6	2	5.5	0.5
28	Castle Hall Academy	Yes-unused	Secured	School	Dewsbury & Mirfield	Mini	(7v7)	Poor	1	3	2	1	1
28	Castle Hall Academy	Yes-unused	Secured	School	Dewsbury & Mirfield	Youth	(9v9)	Poor	2	6	2	4	2
29	Celandine Avenue Recreation Ground	Yes	Secured	Council	Huddersfield	Adult		Standard	1	1.5	2	-0.5	1
30	Centenary Square Football Field	Yes	Secured	Council	Dewsbury & Mirfield	Adult		Standard	1	0.5	2	-1.5	1
33	Colne Valley High School	Yes-unused	Unsecured	PFI	Rural West	Adult		Standard	2	6	4	2	2
34	Crawshaw Street Playing Fields	Yes	Secured	Council	Dewsbury & Mirfield	Adult		Standard	3	2.5	6	-3.5	1.5
34	Crawshaw Street Playing Fields	Yes-unused	Secured	Council	Dewsbury & Mirfield	Mini	(5v5)	Standard	1	0	4	-4	1
36	Cross Lane Recreation Ground	Yes	Secured	Council	Rural East	Adult		Standard	2	5	4	1	0

<sup>2</sup> Unless local information suggests otherwise it can be assumed that the availability of all pitches in LA, town and parish council and sports club ownership will be secure.

## KIRKLEES PLAYING PITCH ASSESSMENT

Site ID	Site name	Available for community use?	Type of tenure <sup>2</sup>	Management	Analysis area	Pitch type	Pitch size	Quality rating	No. of pitches	Current play	Site capacity	Overused (+), At Capacity (/) or Potential to Accommodate additional play (-)	Match equivalents available in peak period
38	Crow Lane Rec	Yes	Secured	Council	Huddersfield	Adult		Poor	1	0.5	1	-0.5	1
40	Crown Fields	Yes	Secured	Sports Club	Rural East	Adult		Poor	2	2.5	2	0.5	1.5
40	Crown Fields	Yes-unused	Secured	Sports Club	Rural East	Mini	(5v5)	Poor	1	0	2	-2	1
40	Crown Fields	Yes	Secured	Sports Club	Rural East	Mini	(7v7)	Poor	1	1.5	2	-0.5	1
40	Crown Fields	Yes	Secured	Sports Club	Rural East	Youth	(9v9)	Poor	1	2	1	1	0
43	Deighton Centre	Yes	Secured	Council	Huddersfield	Adult		Good	3	2.5	9	-6.5	2.5
43	Deighton Centre	Yes	Secured	Council	Huddersfield	Mini	(7v7)	Good	2	1.5	12	-10.5	0.5
48	Dram Sports And Community Centre	Yes	Secured	Council	Huddersfield	Adult		Standard	1	3.5	2	1.5	0
49	Dryclough Recreation Ground	Yes	Secured	Council	Huddersfield	Adult		Standard	1	1.5	2	-0.5	0.5
51	Earlsheaton Technology College (aka Manor Croft Academy)	Yes-unused	Unsecured	PFI	Dewsbury & Mirfield	Adult		Standard	1	3	2	1	1
51	Earlsheaton Technology College (aka Manor Croft Academy)	Yes-unused	Unsecured	PFI	Dewsbury & Mirfield	Mini	(5v5)	Good	2	6	12	-6	2
51	Earlsheaton Technology College (aka Manor Croft Academy)	Yes-unused	Unsecured	PFI	Dewsbury & Mirfield	Youth	(11v11)	Good	1	3	4	-1	1
53	East Bierley Recreation Ground	Yes	Secured	Council	Batley & Spen	Adult		Good	1	1	3	-2	1
55	Farnley Tyas Rec	Yes	Secured	Council	Rural East	Adult		Standard	1	2	2	0	0
58	Fieldhead Academy	No	Secured	School	Batley & Spen	Adult		Standard	1	3	2	1	N/A
62	Grange Moor Football Ground	Yes	Secured	Club	Rural East	Adult		Good	2	0.5	6	-5.5	2
64	Greenhead College Sports Field	No	Secured	School	Huddersfield	Adult		Standard	3	2	6	-4	N/A
67	Hartshead Junior & Infant School	No	Secured	School	Batley & Spen	Mini	(5v5)	Standard	1	0	4	-4	N/A
69	Hartshead Rec	Yes	Secured	Council	Batley & Spen	Adult		Standard	1	0.5	2	-1.5	0.5
70	Hawkroyd Bank Rec	Yes	Secured	Council	Huddersfield	Adult		Standard	1	3	2	1	0
70	Hawkroyd Bank Rec	Yes-unused	Secured	Council	Huddersfield	Mini	(5v5)	Standard	1	0	4	-4	1
70	Hawkroyd Bank Rec	Yes	Secured	Council	Huddersfield	Mini	(7v7)	Standard	1	2	4	-2	1
70	Hawkroyd Bank Rec	Yes	Secured	Council	Huddersfield	Youth	(9v9)	Standard	1	2	2	0	0
72	Heather Leigh Recreation Ground	Yes	Secured	Council	Huddersfield	Adult		Standard	1	0.5	2	-1.5	1
73	Heckmondwike Grammar School	Yes	Secured	School	Batley & Spen	Adult		Good	2	1.5 + 6	6	1.5	0.5
73	Heckmondwike Grammar School	Yes	Secured	School	Batley & Spen	Mini	(5v5)	Good	2	0.5 + 6	12	-5.5	1.5
73	Heckmondwike Grammar School	Yes	Secured	School	Batley & Spen	Youth	(9v9)	Good	1	0.5 + 3	4	-0.5	0.5
74	Heckmondwike Sports Club	Yes	Secured	School	Batley & Spen	Adult		Standard	1	0.5	2	-1.5	0.5
74	Heckmondwike Sports Club	Yes	Secured	School	Batley & Spen	Mini	(5v5)	Good	1	1	6	-5	1
74	Heckmondwike Sports Club	Yes	Secured	School	Batley & Spen	Mini	(7v7)	Good	1	0.5	6	-5.5	1
75	Hepworth United FC	Yes	Secured	Sports Club	Rural West	Adult		Poor	2	2.5	2	0.5	2
75	Hepworth United FC	Yes	Secured	Sports Club	Rural West	Mini	(7v7)	Poor	2	1.5	4	-2.5	2
76	Hill Top	Yes	Secured	Sports Club	Rural East	Adult		Poor	1	3	1	2	1
77	Hillside Primary School	No	Secured	School	Huddersfield	Adult		Standard	1	0	2	-2	N/A
79	Holmbridge Recreation Ground	Yes	Secured	Council	Rural West	Adult		Standard	1	1	2	-1	1
81	Holmfirth High School Sports Field	Yes	Unsecured	PFI	Rural West	Adult		Poor	1	3 + 3	1	5	0
81	Holmfirth High School Sports Field	Yes	Unsecured	PFI	Rural West	Mini	(5v5)	Poor	1	1 + 3	2	2	1
81	Holmfirth High School Sports Field	Yes-unused	Unsecured	PFI	Rural West	Youth	(11v11)	Poor	1	3	1	2	1
82	Holmfirth Sports Centre	Yes-unused	Unsecured	PFI	Rural West	Adult		Standard	1	0	2	-2	1
82	Holmfirth Sports Centre	Yes-unused	Unsecured	PFI	Rural West	Mini	(5v5)	Standard	1	0	4	-4	1
82	Holmfirth Sports Centre	Yes	Unsecured	PFI	Rural West	Youth	(9v9)	Standard	1	3	2	1	0
83	Holroyd Park	Yes	Secured	Council	Dewsbury & Mirfield	Adult		Standard	2	1	4	-3	1



## KIRKLEES PLAYING PITCH ASSESSMENT

Site ID	Site name	Available for community use?	Type of tenure <sup>2</sup>	Management	Analysis area	Pitch type	Pitch size	Quality rating	No. of pitches	Current play	Site capacity	Overused (+), At Capacity (!) or Potential to Accommodate additional play (-)	Match equivalents available in peak period
84	Holt Avenue Rec	Yes-unused	Secured	Council	Huddersfield	Adult		Good	1	0	3	-3	1
84	Holt Avenue Rec	Yes-unused	Secured	Council	Huddersfield	Youth	(9v9)	Standard	1	0	2	-2	1
86	Howden Clough Playing Fields	Yes	Secured	Council	Batley & Spen	Adult		Good	1	1	3	-2	1
87	Huddersfield Grammar School	No	Secured	Council	Huddersfield	Mini	(5v5)	Standard	1	0	4	-4	N/A
88	Huddersfield New College	Yes	Secured	College	Huddersfield	Adult		Standard	1	9	7	2	5
88	Huddersfield New College	Yes	Secured	College	Huddersfield	Adult		Poor	5				
89	Huddersfield YMCA Sports & Social Club	Yes	Secured	Community	Huddersfield	Adult		Good	4	10	12	-2	0
89	Huddersfield YMCA Sports & Social Club	Yes	Secured	Council	Huddersfield	Mini	(5v5)	Good	1	1.5	6	-4.5	0
89	Huddersfield YMCA Sports & Social Club	Yes	Secured	Council	Huddersfield	Mini	(7v7)	Good	1	3.5	6	-2.5	0
89	Huddersfield YMCA Sports & Social Club	Yes	Secured	Council	Huddersfield	Youth	(9v9)	Good	1	1	4	-3	0
90	Hyrstlands Park	Yes	Secured	Council	Batley & Spen	Mini	(5v5)	Poor	1	1	2	-1	0
90	Hyrstlands Park	Yes	Secured	Council	Batley & Spen	Mini	(7v7)	Poor	1	0.5	2	-1.5	0.5
92	Jagger Lane Recreation Ground	Yes	Secured	Council	Rural West	Adult		Poor	2	4	2	2	0.5
93	King George V Playing Field	Yes	Secured	Council	Batley & Spen	Adult		Standard	2	2.5	4	-1.5	0.5
94	King James' School	Yes	Secured	School	Huddersfield	Adult		Poor	1	1 + 3	1	3	0
94	King James' School	Yes-unused	Secured	School	Huddersfield	Youth	(9v9)	Poor	1	3	1	2	1
95	Kingsley Rec	Yes	Secured	Council	Batley & Spen	Adult		Poor	1	1	1	0	0
97	Kirkburton Middle School	Yes-unused	Secured	Council	Rural East	Adult		Standard	2	6	4	2	2
97	Kirkburton Middle School	Yes	Secured	Council	Rural East	Mini	(5v5)	Standard	1	3 + 3	4	2	0
97	Kirkburton Middle School	Yes	Secured	Council	Rural East	Mini	(7v7)	Standard	1	2 + 3	4	5	0
97	Kirkburton Middle School	Yes	Secured	Council	Rural East	Youth	(9v9)	Standard	2	2.5 + 6	4	4.5	0
101	Leeside School Fields	Yes	Unsecured	School	Batley & Spen	Adult		Poor	1	0.5 + 3	1	2.5	0.5
102	Bywell Playing Fields	Yes	Secured	Council	Dewsbury & Mirfield	Adult		Standard	2	0.5	4	-3.5	2
104	Leeds Road Sports Complex	Yes	Secured	Council	Huddersfield	Adult		Good	5	6	15	-9	2.5
105	Lees Holme Park	Yes-unused	Secured	Council	Dewsbury & Mirfield	Adult		Standard	1	0	2	-2	1
106	Lepton C E (VC) Junior Infant & Nursery School	No	Secured	School	Huddersfield	Mini	(5v5)	Standard	2	0	8	-8	N/A
107	Lepton Highlanders Sports & Social Club	Yes	Secured	Sports Club	Rural East	Adult		Standard	2	3.5	4	-0.5	2
107	Lepton Highlanders Sports & Social Club	Yes	Secured	Sports Club	Rural East	Mini	(5v5)	Standard	1	2	4	-2	0
107	Lepton Highlanders Sports & Social Club	Yes	Secured	Sports Club	Rural East	Mini	(7v7)	Standard	1	2.5	4	-1.5	0
109	Lighenfield Lane Recreation Ground	Yes	Secured	Council	Huddersfield	Adult		Standard	1	1	2	-1	1
110	Lindley Recreation Ground	Yes	Secured	Council	Huddersfield	Adult		Poor	2	2	2	0	2
112	Linthwaite Recreational Ground	Yes	Secured	Council	Rural West	Adult		Standard	2	1.5	4	-2.5	2
114	Liversedge Football Club	Yes	Secured	Sports Club	Batley & Spen	Adult		Good	1	1.5	3	-1.5	1
116	Longfield Avenue Recreation Ground	Yes	Secured	Council	Huddersfield	Adult		Standard	2	2.5	4	-1.5	1
116	Longfield Avenue Recreation Ground	Yes-unused	Secured	Council	Huddersfield	Youth	(9v9)	Standard	1	0	2	-2	1
118	Lower Hopton Football Club	Yes	Secured	Council	Dewsbury & Mirfield	Adult		Standard	1	1	2	-1	1
119	Marsden Cricket & Bowling Club	Yes	Secured	Sports Club	Rural West	Adult		Good	1	1.5	3	-1.5	0
121	Meltham Road Recreation Ground (Meltham Hall Park)	Yes	Secured	Council	Rural West	Adult		Standard	1	2	2	0	0
123	Mirfield Free Grammar School Sports Field	No	Secured	School	Dewsbury & Mirfield	Adult		Good	2	6	6	0	N/A
125	Mirfield Memorial Ground (Moorland CC)	Yes	Secured	Council	Dewsbury & Mirfield	Adult		Standard	1	0.5	2	-1.5	0.5
128	Moorend Academy	Yes-unused	Unsecured	PFI	Huddersfield	Adult		Good	2	6	6	0	2



**KIRKLEES  
PLAYING PITCH ASSESSMENT**

Site ID	Site name	Available for community use?	Type of tenure <sup>2</sup>	Management	Analysis area	Pitch type	Pitch size	Quality rating	No. of pitches	Current play	Site capacity	Overused (+), At Capacity (!) or Potential to Accommodate additional play (-)	Match equivalents available in peak period
129	Moorend Recreation Ground	Yes-unused		Council	Batley & Spen	Adult		Standard	1	0	2	-2	1
130	Neiley Pavilion	Yes	Unsecured	PFI	Rural West	Adult		Standard	1	1 + 3	2	2	1
130	Neiley Pavilion	Yes-unused	Unsecured	PFI	Rural West	Youth	(9v9)	Standard	1	3	2	1	1
131	Newsome High School And Sports College	Yes	Secured	School	Huddersfield	Adult		Standard	1	0.5 + 3	2	1.5	1
131	Newsome High School And Sports College	Yes	Secured	School	Huddersfield	Youth	(11v11)	Standard	1	1 + 3	2	2	0
131	Newsome High School And Sports College	Yes	Secured	School	Huddersfield	Youth	(9v9)	Standard	1	0.5 + 3	2	1.5	0.5
132	Nibshaw Rec	Yes	Secured	Council	Batley & Spen	Adult		Good	1	1.5	3	-1.5	0
132	Nibshaw Rec	Yes	Secured	Council	Batley & Spen	Mini	(7v7)	Good	1	1	6	-5	0
133	Norristhorpe Recreation Ground	Yes-unused	Secured	Council	Batley & Spen	Mini	(5v5)	Standard	2	0	8	-8	2
134	Nortonthorpe Sports Club	Yes	Secured	Sports Club	Rural East	Adult		Standard	1	1	2	-1	1
135	Overthorpe Park Playing Fields	Yes	Secured	Council	Dewsbury & Mirfield	Adult		Standard	1	1.5	2	-0.5	0.5
139	Princess Mary Rugby Field	Yes	Secured	Council	Batley & Spen	Adult		Standard	1	2	2	0	0.5
139	Princess Mary Rugby Field	Yes	Secured	Council	Batley & Spen	Mini	(5v5)	Standard	2	2.5	8	-5.5	0
139	Princess Mary Rugby Field	Yes-unused	Secured	Council	Batley & Spen	Mini	(7v7)	Standard	1	0	4	-4	1
141	Rectory Park	Yes	Secured	Council	Dewsbury & Mirfield	Mini	(5v5)	Poor	1	1	2	-1	0
141	Rectory Park	Yes	Secured	Council	Dewsbury & Mirfield	Mini	(7v7)	Poor	1	1	2	-1	0
142	Reinwood Rec	Yes	Secured	Council	Huddersfield	Adult		Standard	2	2	4	-2	1
143	Roberttown Church Of England Voluntary Controlled Junior And Infant School	No	Secured	School	Batley & Spen	Mini	(5v5)	Standard	1	0	4	-4	N/A
144	Rowley Lane Junior Infants & Nursery School	Yes	Secured	School	Huddersfield	Adult		Standard	1	1	2	-1	0
144	Rowley Lane Junior Infants & Nursery School	Yes	Secured	School	Huddersfield	Youth	(9v9)	Standard	1	2	2	0	0.5
145	Royds Hall High School	Yes	Unsecured	PFI	Huddersfield	Adult		Standard	4	2 + 9	8	3	1
145	Royds Hall High School	Yes	Unsecured	PFI	Huddersfield	Mini	(5v5)	Standard	1	1 + 3	4	0	0
145	Royds Hall High School	Yes	Unsecured	PFI	Huddersfield	Mini	(7v7)	Standard	1	1.5 + 3	4	0.5	0
145	Royds Hall High School	Yes	Unsecured	PFI	Huddersfield	Youth	(9v9)	Standard	1	1 + 3	2	2	0
146	Salendine Nook High School	Yes	Unsecured	PFI	Huddersfield	Adult		Poor	2	0.5 + 6	2	4.5	1.5
146	Salendine Nook High School	Yes	Unsecured	PFI	Huddersfield	Youth	(9v9)	Poor	1	3 + 3	1	5	0
147	Sands Lane Playing Fields	Yes	Secured	Council	Dewsbury & Mirfield	Adult		Standard	5	4	10	-6	3
148	Sands Recreation Ground	Yes	Secured	Council	Rural West	Adult		Poor	2	5.5	2	3.5	0
149	Savile Playing Field	Yes	Secured	Council	Dewsbury & Mirfield	Adult		Standard	1	3	2	1	0
149	Savile Playing Field	Yes	Secured	Council	Dewsbury & Mirfield	Mini	(5v5)	Standard	1	1	4	-3	0
149	Savile Playing Field	Yes	Secured	Council	Dewsbury & Mirfield	Mini	(7v7)	Standard	1	2	4	-2	0
149	Savile Playing Field	Yes-unused	Secured	Council	Dewsbury & Mirfield	Youth	(9v9)	Standard	1	0	2	-2	1
151	Scholes Cricket Club	Yes	Secured	Sports Club	Batley & Spen	Adult		Standard	1	1.5	2	-0.5	0
154	Shelley College	No	Secured	Council	Rural East	Adult		Standard	3	0	6	-6	N/A
154	Shelley College	No	Secured	Council	Rural East	Mini	(5v5)	Standard	2	0	8	-8	N/A
154	Shelley College	No	Secured	Council	Rural East	Mini	(7v7)	Standard	1	0	4	-4	N/A
154	Shelley College	No	Secured	Council	Rural East	Mini	(11v11)	Standard	1	0	2	-2	N/A
156	Shelley Lane	Yes-unused	Secured	Council	Rural East	Mini	(7v7)	Poor	2	0	4	-4	2
158	Shepley Recreation Ground	Yes	Secured	Council	Rural East	Adult		Standard	1	1	2	-1	1

**KIRKLEES  
PLAYING PITCH ASSESSMENT**

Site ID	Site name	Available for community use?	Type of tenure <sup>2</sup>	Management	Analysis area	Pitch type	Pitch size	Quality rating	No. of pitches	Current play	Site capacity	Overused (+), At Capacity (!) or Potential to Accommodate additional play (-)	Match equivalents available in peak period
159	Shirley Recreation Ground	Yes	Secured	Council	Batley & Spen	Adult		Standard	1	0.5	2	-1.5	0.5
163	Spen Bottoms Recreation Ground	Yes-unused	Secured	Council	Batley & Spen	Mini	(5v5)	Standard	1	0	4	-4	1
164	Spen Valley Sports College	Yes	Secured	School	Batley & Spen	Adult		Standard	2	2.5 + 6	4	4.5	0.5
164	Spen Valley Sports College	Yes	Secured	School	Batley & Spen	Mini	(5v5)	Standard	1	1 + 3	4	0	1
164	Spen Valley Sports College	Yes	Secured	School	Batley & Spen	Mini	(7v7)	Standard	1	1.5 + 3	4	0.5	0.5
166	Spensborough Pool & Fitness Complex	Yes-unused	Secured	Trust	Batley & Spen	Adult		Standard	1	0	2	-2	1
167	St John Fisher Catholic High School	Yes	Secured	KAL	Dewsbury & Mirfield	Adult		Standard	1	1.5 + 3	2	2.5	0
167	St John Fisher Catholic High School	Yes	Secured	KAL	Dewsbury & Mirfield	Youth	(11v11)	Standard	1	1 + 3	2	2	0.5
171	Standiforth Recreation Ground (Dalton Playing Fields)	Yes	Secured	Council	Huddersfield	Adult		Poor	3	1.5	3	-1.5	2.5
172	Storches Hall Park	Yes	Secured	University	Rural East	Adult		Good	5	13	15	-2	1
172	Storches Hall Park	Yes	Secured	University	Rural East	Mini	(5v5)	Good	1	1	6	-5	0
172	Storches Hall Park	Yes	Secured	University	Rural East	Mini	(7v7)	Good	1	1	6	-5	0
173	Sunnymead Recreation Ground	Yes	Secured	Council	Rural East	Adult		Standard	1	0.5	2	-1.5	1
174	Sycamore Recreation Ground	Yes-unused	Secured	Council	Rural West	Adult		Standard	2	0	4	-4	2
174	Sycamore Recreation Ground	Yes-unused	Secured	Council	Rural West	Mini	(7v7)	Standard	1	0	4	-4	1
178	The Welfare Ground	Yes	Secured	Sports Club	Rural East	Adult		Good	1	1.5	3	-1.5	1
179	Thongsbridge Recreation Ground	Yes	Secured	Council	Rural West	Youth	(9v9)	Standard	1	1	2	-1	0
180	Thornhill Sports Centre	Yes	Secured	School	Dewsbury & Mirfield	Adult		Standard	2	1	4	-3	1
181	Thornhill Cricket & Bowling Club	Yes	Secured	Sports Club	Dewsbury & Mirfield	Adult		Good	3	1	9	-8	3
182	Thornhill Junior And Infant School	Yes	Secured	School	Dewsbury & Mirfield	Youth	(9v9)	Standard	1	1	2	-1	0
184	Upper Hopton Cricket Club	Yes	Secured	Sports Club	Dewsbury & Mirfield	Mini	(7v7)	Poor	1	1.5	2	-0.5	0
186	Wakefield Road Recreation Ground	Yes	Secured	Council	Dewsbury & Mirfield	Adult		Poor	2	5.5	2	3.5	0
186	Wakefield Road Recreation Ground	Yes	Secured	Council	Dewsbury & Mirfield	Mini	(5v5)	Poor	2	2.5	4	-1.5	0
186	Wakefield Road Recreation Ground	Yes	Secured	Council	Dewsbury & Mirfield	Mini	(7v7)	Poor	2	3.5	4	-0.5	0
186	Wakefield Road Recreation Ground	Yes	Secured	Council	Dewsbury & Mirfield	Youth	(9v9)	Poor	3	2.5	3	-0.5	0.5
187	Warrenside Football Club	Yes	Secured	Sports Club	Huddersfield	Adult		Good	1				
187	Warrenside Football Club	Yes	Secured	Sports Club	Huddersfield	Adult		Standard	1	1.5	5	-3.5	1.5
187	Warrenside Football Club	Yes-unused	Secured	Sports Club	Huddersfield	Mini	(5v5)	Good	1	0	6	-6	1
189	West Mills Playing Fields	Yes	Secured	Council	Dewsbury & Mirfield	Adult		Standard	1	1.5	2	-0.5	0.5
189	West Mills Playing Fields	Yes	Secured	Council	Dewsbury & Mirfield	Mini	(5v5)	Standard	2	2	8	-6	2
189	West Mills Playing Fields	Yes-unused	Secured	Council	Dewsbury & Mirfield	Mini	(7v7)	Standard	3	0	12	-12	3
189	West Mills Playing Fields	Yes	Secured	Council	Dewsbury & Mirfield	Youth	(11v11)	Standard	2	3	4	-1	1
189	West Mills Playing Fields	Yes	Secured	Council	Dewsbury & Mirfield	Youth	(9v9)	Standard	2	2	4	-2	0

## KIRKLEES PLAYING PITCH ASSESSMENT

Site ID	Site name	Available for community use?	Type of tenure <sup>2</sup>	Management	Analysis area	Pitch type	Pitch size	Quality rating	No. of pitches	Current play	Site capacity	Overused (+), At Capacity (!) or Potential to Accommodate additional play (-)	Match equivalents available in peak period
190	Westborough High School	No	Secured	School	Dewsbury & Mirfield	Adult		Poor	2	0	2	-2	N/A
190	Westborough High School	No	Secured	School	Dewsbury & Mirfield	Mini	(5v5)	Poor	2	0	4	-4	N/A
192	Whitechapel Church Of England Primary School	Yes-unused	Secured	School	Batley & Spen	Adult		Poor	1	0	1	-1	1
192	Whitechapel Church Of England Primary School	Yes-unused	Secured	School	Batley & Spen	Mini	(7v7)	Poor	1	0	2	-2	1
192	Whitechapel Church Of England Primary School	Yes	Secured	School	Batley & Spen	Youth	(11v11)	Poor	1	0.5	1	-0.5	0.5
192	Whitechapel Church Of England Primary School	Yes	Secured	School	Batley & Spen	Youth	(9v9)	Poor	1	1.5	1	0.5	0
200	Gregory Fields Tennis Club	Yes	Secured	Sports Club	Rural East	Adult		Standard	1	0.5	2	-1.5	1
223	Bradley Mills Cricket & Bowling Club	Yes	Secured	Sports Club	Huddersfield	Adult		Standard	1	2	2	0	0
261	Overthorpe Sports Club	Yes	Secured	Sports Club	Dewsbury & Mirfield	Adult		Good	1	1.5	3	-1.5	0
261	Overthorpe Sports Club	Yes	Secured	Sports Club	Dewsbury & Mirfield	Mini	(7v7)	Good	1	0.5	6	-5.5	0.5
280	Ellis Playing Fields (Healds Road)	Yes-unused	Secured	Council	Dewsbury & Mirfield	Youth	(9v9)	Standard	1	0.5	2	-1.5	0.5
281	Upper Batley Lane Fields	Yes	Secured	Sports Club	Batley & Spen	Adult		Standard	2	4	4	0	1
283	Primrose Hill Cricket Club	Yes	Secured	Sports Club	Huddersfield	Adult		Standard	1	1	2	-1	1
286	Birchencliffe CC	Yes	Secured	Sports Club	Huddersfield	Mini	(5v5)	Poor	1	0.5	2	-1.5	1
286	Birchencliffe CC	Yes	Secured	Sports Club	Huddersfield	Mini	(7v7)	Poor	1	0.5	2	-1.5	1
289	Thornhill Street Recreation Ground	Yes-unused	Secured	Council	Dewsbury & Mirfield	Adult		Standard	1	0	2	-2	1
290	Ashbrow Primary School	No	Secured	School	Huddersfield	Mini	(5v5)	Standard	1	0	4	-4	N/A
291	Boothroyd J & I School	No	Secured	School	Dewsbury & Mirfield	Mini	(5v5)	Standard	1	0	4	-4	N/A
292	Bywell CE Junior School	No	Secured	School	Dewsbury & Mirfield	Mini	(5v5)	Standard	2	0	8	-8	N/A
293	Carlinghow Princess Royal Primary School	No	Secured	School	Batley & Spen	Mini	(5v5)	Standard	1	0	4	-4	N/A
294	Chickenley Community JI & N School	No	Secured	School	Dewsbury & Mirfield	Mini	(5v5)	Standard	1	0	4	-4	N/A
295	Crossley Fields J & I School	Yes	Secured	School	Dewsbury & Mirfield	Adult		Standard	2	0.5	4	-3.5	1.5
296	Crowlees CE J & I School	No	Secured	School	Dewsbury & Mirfield	Adult		Standard	1	0	2	-2	N/A
297	Field Lane J & I School	No	Secured	School	Batley & Spen	Mini	(5v5)	Standard	1	0	4	-4	N/A
298	Fixby J & I School	No	Secured	School	Huddersfield	Mini	(5v5)	Standard	1	0	4	-4	N/A
299	Golcar J I & N	Yes-unused	Secured	School	Huddersfield	Adult		Standard	2	0	4	-4	2
299	Golcar J I & N	Yes	Secured	School	Huddersfield	Youth	(9v9)	Standard	1	0.5	2	-1.5	0.5
300	Gomersal Primary School	Yes	Secured	School	Batley & Spen	Mini	(7v7)	Standard	1	1.5	4	-2.5	0
300	Gomersal Primary School	Yes-unused	Secured	School	Batley & Spen	Youth	(9v9)	Standard	1	0	2	-2	1
301	Holmfirth J I & N School	No	Secured	School	Rural West	Adult		Standard	1	0	2	-2	N/A
302	Honley CE Junior School	Yes	Secured	School	Rural West	Mini	(5v5)	Standard	1	1.5	4	-2.5	1
302	Honley CE Junior School	Yes	Secured	School	Rural West	Mini	(7v7)	Standard	2	2	8	-6	1
304	Lydgate J & I School	No	Secured	School	Batley & Spen	Adult		Standard	1	0	2	-2	N/A
305	Meltham C of E Primary School	Yes	Secured	School	Rural West	Mini	(7v7)	Standard	1	2	4	-2	0
306	Moorlands Primary	No	Secured	School	Huddersfield	Mini	(5v5)	Standard	1	0	4	-4	N/A
307	Overthorpe J & I Academy	Yes	Secured	School	Dewsbury & Mirfield	Youth	(9v9)	Standard	1	0.5	2	-1.5	0.5

## KIRKLEES PLAYING PITCH ASSESSMENT

Site ID	Site name	Available for community use?	Type of tenure <sup>2</sup>	Management	Analysis area	Pitch type	Pitch size	Quality rating	No. of pitches	Current play	Site capacity	Overused (+), At Capacity (!) or Potential to Accommodate additional play (-)	Match equivalents available in peak period
308	Ravenshall School	No	Secured	School	Dewsbury & Mirfield	Youth	(9v9)	Standard	1	0	2	-2	N/A
309	Ravensthorpe C of E Junior School	No	Secured	School	Dewsbury & Mirfield	Adult		Standard	1	0	2	-2	N/A
309	Ravensthorpe C of E Junior School	No	Secured	School	Dewsbury & Mirfield	Mini	(5v5)	Standard	1	0	4	-4	N/A
310	Scapegoat Hill J & I School	No	Secured	School	Rural West	Mini	(5v5)	Standard	1	0	4	-4	N/A
311	Slaithwaite CE J & I School	No	Secured	School	Rural West	Adult		Standard	1	0	2	-2	N/A
311	Slaithwaite CE J & I School	No	Secured	School	Rural West	Mini	(5v5)	Standard	1	0	4	-4	N/A
312	South Crosland CE Junior School	No	Secured	School	Huddersfield	Adult		Standard	2	0	4	-4	N/A
313	Spring Grove JI & N School	No	Secured	School	Huddersfield	Mini	(5v5)	Standard	1	0	4	-4	N/A
314	St Josephs Catholic Primary School (Hudds)	Yes	Secured	School	Huddersfield	Mini	(7v7)	Standard	1	0.5	4	-3.5	0.5
315	St Patricks Catholic Primary School	No	Secured	School	Huddersfield	Mini	(5v5)	Standard	2	0	8	-8	N/A
316	St Thomas CE Primary School	No	Secured	School	Huddersfield	Mini	(5v5)	Standard	1	0	4	-4	N/A
317	Staincliffe CE Junior	No	Secured	School	Batley & Spen	Mini	(5v5)	Standard	2	0	8	-8	N/A
318	Westmoor Junior School	No	Secured	School	Dewsbury & Mirfield	Mini	(5v5)	Standard	2	0	8	-8	N/A
331	Whitcliffe Mount Playing Fields	Yes	Secured	School	Batley & Spen	Adult		Standard	1	0.5 + 3	2	1.5	1
331	Whitcliffe Mount Playing Fields	Yes	Secured	School	Batley & Spen	Youth	(11v11)	Standard	1	2 + 3	2	3	0
331	Whitcliffe Mount Playing Fields	Yes	Secured	School	Batley & Spen	Youth	(9v9)	Standard	1	1.5 + 3	2	2.5	0
332	Northfield Hall	Yes	Secured	Community	Huddersfield	Adult		Standard	1	1	2	-1	1
332	Northfield Hall	Yes	Secured	Community	Huddersfield	Youth	(9v9)	Standard	1	1	2	-1	0
333	Almondbury CE Infant & Nursery School	Yes	Secured	School	Huddersfield	Mini	(5v5)	Standard	1	1	4	-3	0
334	House of Resurrection	Yes	Unsecured	Private	Dewsbury & Mirfield	Mini	(7v7)	Standard	1	1	4	-3	1
335	Mill Street	Yes	Secured	Unknown	Batley & Spen	Adult		Standard	1	0.5	2	-1.5	0.5
336	Cartworth Moor	Yes	Secured	Sports Club	Rural West	Adult		Standard	1	1	2	-1	1
337	Millbridge Junior & Infant School	Yes	Secured	School	Batley & Spen	Youth	(9v9)	Standard	1	1	2	-1	0
338	Birdsedge First School	Yes	Secured	School	Rural East	Mini	(5v5)	Standard	1	0.5	4	-3.5	1
339	Birdsedge Recreation Ground	Yes	Secured	Council	Rural East	Mini	(7v7)	Standard	1	1	4	-3	1
340	Flowery Fields	Yes	Secured	Parish Council	Rural West	Adult		Standard	1	5	2	3	0
341	Honley Cricket Club	Yes	Secured	Sports Club	Rural West	Mini	(7v7)	Standard	1	2	4	-2	0
342	Stoney Ford	Yes	Secured	Unknown	Huddersfield	Adult		Standard	1	0.5	2	-1.5	1
343	Wellhouse Lane	Yes	Secured	Unknown	Dewsbury & Mirfield	Mini	(5v5)	Standard	1	1.5	4	-2.5	0
343	Wellhouse Lane	Yes	Secured	Unknown	Dewsbury & Mirfield	Mini	(7v7)	Standard	1	2	4	-2	0
344	Marsden Football Club	Yes	Secured	Sports Club	Rural West	Adult		Poor	1	3	1	2	0
362	West Fields Park	Yes	Secured	Club	Rural West	Adult		Standard	1	1	2	-1	0
9913	North Huddersfield Trust	Yes-unused	Secured	Trust	Huddersfield	Adult		Standard	1	0	2	-2	1
9914	Nether Hall High School	Yes-unused	Secured	School	Huddersfield	Adult		Poor	3	3	3	0	3
9914	Nether Hall High School	Yes	Secured	School	Huddersfield	Youth	(11v11)	Poor	1	1.5 + 3	1	3.5	0
9915	Scisset Middle School	Yes	Secured	School	Rural East	Adult		Poor	1	0.5 + 3	1	2.5	0.5
9915	Scisset Middle School	Yes	Secured	School	Rural East	Mini	(7v7)	Poor	1	2 + 3	2	3	0
9915	Scisset Middle School	Yes	Secured	School	Rural East	Youth	(9v9)	Poor	1	1.5 + 3	1	3.5	0

# KIRKLEES PLAYING PITCH ASSESSMENT

## 2.5: Supply and demand analysis

### *Spare capacity*

- 2.67. The next step is to ascertain whether or not any identified ‘potential capacity’ can be deemed ‘spare capacity’. There may be situations where, although a site is highlighted as potentially able to accommodate some additional play, this should not be recorded as spare capacity against the site. For example, a site may be managed to regularly operate slightly below full capacity to ensure that it can cater for a number of regular friendly matches and activities that take place but are difficult to quantify on a weekly basis.

### *Peak time*

- 2.68. The peak time varies for all pitch types is Sunday morning. It is important to acknowledge that although most adult football is split fairly evenly between Saturday afternoon (190 teams) and Sunday morning (213 teams), peak time for adult pitches is considered to be Sunday morning. This is because a large proportion of adult pitch demand is generated from the high number of youth teams playing 11 a side matches on adult pitches on Sunday morning.
- 2.69. The table below identifies whether or not spare capacity can actually be considered as such, based on whether pitches are available at peak time.

*Table 2.9: Spare capacity in the peak period*

Pitch type	Peak time	Comments
Adult	Sunday AM	<p>The demand for adult football pitches is highest on Sunday morning, as many youth teams playing 11 a side football do so on adult pitches. This added demand means that although Sunday morning is not the peak time for adult football matches (just below half of adult matches are played on Saturday afternoon), it is the peak time at which teams use adult pitches and will reduce the capacity available for adult matches when required.</p> <p>The main leagues operating on Sunday mornings are the Heavy Woollen Sunday League and the Kirklees Sunday League. The majority of teams play on Council owned pitches or hire pitches at school sites. Popular sites include:</p> <ul style="list-style-type: none"> <li>◀ Leeds Road Sports Complex</li> <li>◀ King George V Playing Fields</li> <li>◀ Sands Lane Playing Fields</li> </ul> <p>Around half of adult teams play on Saturday PM (190 teams) in a variety of leagues, some of which are of a higher standard and require certain facilities. These include:</p> <ul style="list-style-type: none"> <li>◀ Huddersfield &amp; District Association League</li> <li>◀ Northern Counties East Football League</li> <li>◀ Spen Valley &amp; District League</li> <li>◀ West Riding CFA Amateur League</li> <li>◀ Yorkshire Amateur League</li> <li>◀ West Yorkshire Association League</li> </ul>



## KIRKLEES PLAYING PITCH ASSESSMENT

Pitch type	Peak time	Comments
		<p>Teams use a mixture of club sites and Council sites. Some teams play within the football pyramid, for example Liversedge FC and AFC Emley play on Saturday afternoon as well as some fixtures on Tuesday nights. Most used sites include:</p> <ul style="list-style-type: none"> <li>◀ Crown Fields</li> <li>◀ Longfield Avenue Recreation Ground</li> <li>◀ Storthes Hall Park</li> <li>◀ Huddersfield New College</li> <li>◀ Leeds Road Sports Complex</li> <li>◀ Holmfirth High School Sports Field</li> </ul> <p>Several pitches are used throughout the space of the weekend, either for adult football on Saturday followed by youth 11v11 football on Sunday, or for use all day Sunday. In many cases this sustained play combined with a basic maintenance schedule contributes towards limited pitch quality.</p>
Youth 11v11	Sunday AM	<p>The vast majority of youth 11v11 teams in Kirklees play in the Huddersfield &amp; District JFL on Sunday mornings, though dependant on kick off times and pitch availability at certain sites some games (often the older age groups such as under 15s and under 16s) may kick off early Sunday afternoon. Sports club sites are amongst the most used, including:</p> <ul style="list-style-type: none"> <li>◀ West Mills Playing Fields</li> <li>◀ Wakefield Road Recreation Ground</li> <li>◀ Batley Business &amp; Enterprise College</li> <li>◀ Batley Girls High School</li> <li>◀ Upper Batley Lane Fields</li> <li>◀ Huddersfield New College</li> <li>◀ Huddersfield YMCA Sports &amp; Social Club</li> </ul> <p>As previously mentioned, most teams(87%) playing youth football in these leagues are doing so on adult pitches, with only 20 teams playing on 11v11 pitches. There are only 12 youth 11v11 pitches in Kirklees, ten of which are at school sites and available for community use. The two exceptions are at West Mills Playing Fields but these pitches are also used for 9v9 football as they are minimum 11v11 dimensions. There is a shortfall of 11v11 pitches in Kirklees and more pitches may help to alleviate the use of adult pitches for youth football.</p>
Youth 9v9	Sunday AM	<p>With the exception of the West Riding CFA Girls League, all teams play in the Huddersfield &amp; District JFL on Sunday morning. Like 11v11 teams, most play at a combination of sports club and school sites, such as:</p> <ul style="list-style-type: none"> <li>◀ Carters Field</li> <li>◀ West Mills Playing Fields</li> <li>◀ Crown Fields</li> <li>◀ Batley Grammar School</li> <li>◀ Salendine Nook High School</li> <li>◀ Kirkburton Middle School</li> </ul>

## KIRKLEES PLAYING PITCH ASSESSMENT

Pitch type	Peak time	Comments
		A number of teams play on 11v11 or adult pitches, possibly due to a lack of 9v9 pitches in the area or appropriately sized goalposts given the relatively recent introduction of the 9v9 format.
Mini 7v7	Sunday AM	All teams playing mini soccer in Kirklees compete in the Huddersfield & District JFL. The peak time for mini football is Sunday morning. Six teams from Howden Clough FC currently play on the full size 3G pitch at Batley Sports & Tennis Centre which the club over marked in blue as mini pitches. Pitches are generally located at sports club or school sites. Most used mini soccer sites include: <ul style="list-style-type: none"> <li>◀ West Mills Playing Fields</li> <li>◀ Kirkburton Middle School</li> </ul>
Mini 5v5	Sunday AM	<ul style="list-style-type: none"> <li>◀ Bankfield Rec</li> <li>◀ Lepton Highlanders Sports &amp; Social Club</li> <li>◀ Wellhouse Lane</li> <li>◀ Savile Playing Field</li> </ul> <p>All mini soccer demand is retained within Kirklees, the only exceptions being specific girls teams which may travel to Leeds to play monthly gala events held by West Riding CFA on 3G pitches at a central venue.</p>



## KIRKLEES PLAYING PITCH ASSESSMENT

Table 2.10: Actual spare capacity

Site ID	Site name	Available for community use?	Analysis area	Pitch type	Pitch size	No. of pitches	Current play	Overused (+), At Capacity (!) or Potential to Accommodate additional play (-)	Match equivalent sessions available in peak period	Comments
4	Almondbury Rec	Yes	Huddersfield	Adult		1	0.5	-1.5	1	Spare capacity available at peak time
5	Almondbury Sports Centre	Yes	Huddersfield	Adult		2	0.5	-5.5	2	Spare capacity available at peak time
7	Armitage Bridge Cricket Club	Yes	Huddersfield	Youth	(9v9)	1	0.5	-1.5	0.5	Minimal spare capacity available at peak time, retain to maintain pitch quality
8	Bankfield Rec	Yes	Huddersfield	Mini	(5v5)	1	1.5	-2.5	0	No spare capacity available at peak time
8	Bankfield Rec	Yes	Huddersfield	Mini	(7v7)	1	2	-2	0	
8	Bankfield Rec	Yes	Huddersfield	Youth	(9v9)	1	1	-1	0	
10	Batley Business & Enterprise College	Yes	Batley & Spen	Mini	(7v7)	2	1 + 6	-1	1.5	Spare capacity available at peak time
16	Beck Lane Football Ground	Yes	Batley & Spen	Adult		1	2	-1	0	No spare capacity available at peak time
17	Berry Brow Rec	Yes	Huddersfield	Adult		1	1	-1	1	Spare capacity available at peak time
22	Bradley Park	Yes-unused	Huddersfield	Adult		3	0	-6	3	Spare capacity available at peak time
23	Bridge Street Playing Fields	Yes-unused	Dewsbury & Mirfield	Adult		2	0	-6	2	Spare capacity available at peak time
25	Broadlands Recreation Ground	Yes	Rural West	Adult		1	2.5	-2.5	1.5	Spare capacity available at peak time
25	Broadlands Recreation Ground	Yes	Rural West	Adult	1	Spare capacity available at peak time				
29	Celandine Avenue Recreation Ground	Yes	Huddersfield	Adult		1	1.5	-0.5	1	Spare capacity available at peak time
30	Centenary Square Football Field	Yes	Dewsbury & Mirfield	Adult		1	0.5	-1.5	1	Spare capacity available at peak time
34	Crawshaw Street Playing Fields	Yes	Dewsbury & Mirfield	Adult		3	2.5	-3.5	1.5	Spare capacity available at peak time
34	Crawshaw Street Playing Fields	Yes-unused	Dewsbury & Mirfield	Mini	(5v5)	1	0	-4	1	Spare capacity available at peak time
38	Crow Lane Rec	Yes	Huddersfield	Adult		1	0.5	-0.5	1	Spare capacity available at peak time
40	Crown Fields	Yes-unused	Rural East	Mini	(5v5)	1	0	-2	1	Spare capacity available at peak time
40	Crown Fields	Yes	Rural East	Mini	(7v7)	1	1.5	-0.5	1	This pitch is marked onto one of the already overplayed adult pitches. An overplayed 9v9 pitch is also marked on, therefore no additional use should be considered
43	Deighton Centre	Yes	Huddersfield	Adult		3	2.5	-6.5	2.5	Spare capacity available at peak time
43	Deighton Centre	Yes	Huddersfield	Mini	(7v7)	2	1.5	-10.5	0.5	Spare capacity available at peak time
49	Dryclough Recreation Ground	Yes	Huddersfield	Adult		1	1.5	-0.5	0.5	Minimal spare capacity available at peak time, retain to maintain pitch quality
53	East Bierley Recreation Ground	Yes	Batley & Spen	Adult		1	1	-2	1	Spare capacity available at peak time
62	Grange Moor Football Ground	Yes	Rural East	Adult		2	0.5	-5.5	2	Spare capacity available at peak time
69	Hartshead Rec	Yes	Batley & Spen	Adult		1	0.5	-1.5	0.5	Minimal spare capacity available at peak time, retain to maintain pitch quality
70	Hawkroyd Bank Rec	Yes-unused	Huddersfield	Mini	(5v5)	1	0	-4	1	Spare capacity available at peak time
70	Hawkroyd Bank Rec	Yes	Huddersfield	Mini	(7v7)	1	2	-2	1	Marked onto the existing 9v9 pitch which is already overplayed, therefore no additional use should be considered
72	Heather Leigh Recreation Ground	Yes	Huddersfield	Adult		1	0.5	-1.5	0.5	Minimal spare capacity available at peak time, retain to maintain pitch quality
73	Heckmondwike Grammar School	Yes	Batley & Spen	Mini	(5v5)	2	0.5 + 6	-5.5	1.5	Spare capacity available at peak time
73	Heckmondwike Grammar School	Yes	Batley & Spen	Youth	(9v9)	1	0.5 + 3	-0.5	0.5	Spare capacity available at peak time
74	Heckmondwike Sports Club	Yes	Batley & Spen	Adult		1	0.5	-1.5	0.5	Minimal spare capacity available at peak time, retain to maintain pitch quality
74	Heckmondwike Sports Club	Yes	Batley & Spen	Mini	(5v5)	1	1	-5	1	Spare capacity available at peak time
74	Heckmondwike Sports Club	Yes	Batley & Spen	Mini	(7v7)	1	0.5	-5.5	1	Spare capacity available at peak time

**KIRKLEES  
PLAYING PITCH ASSESSMENT**

Site ID	Site name	Available for community use?	Analysis area	Pitch type	Pitch size	No. of pitches	Current play	Overused (+), At Capacity (/) or Potential to Accommodate additional play (-)	Match equivalent sessions available in peak period	Comments
75	Hepworth United FC	Yes	Rural West	Mini	(7v7)	2	1.5	-2.5	2	Both pitches are marked onto one of the adult pitches which is already overplayed, therefore no additional use should be considered
79	Holmbridge Recreation Ground	Yes	Rural West	Adult		1	1	-1	1	Spare capacity available at peak time
82	Holmfirth Sports Centre	Yes-unused	Rural West	Adult		1	0	-2	1	Spare capacity available at peak time
82	Holmfirth Sports Centre	Yes-unused	Rural West	Mini	(5v5)	1	0	-4	1	Spare capacity available at peak time
83	Holroyd Park	Yes	Dewsbury & Mirfield	Adult		2	1	-3	1	Spare capacity available at peak time
84	Holt Avenue Rec	Yes-unused	Huddersfield	Adult		1	0	-3	1	Spare capacity available at peak time
84	Holt Avenue Rec	Yes-unused	Huddersfield	Youth	(9v9)	1	0	-2	1	Spare capacity available at peak time
86	Howden Clough Playing Fields	Yes	Batley & Spen	Adult		1	1	-2	1	Spare capacity available at peak time
89	Huddersfield YMCA Sports & Social Club	Yes	Huddersfield	Adult		4	10	-2	0	Adult pitch 1 used as senior Rugby Union pitch as well. No spare capacity at peak time
89	Huddersfield YMCA Sports & Social Club	Yes	Huddersfield	Mini	(5v5)	1	1.5	-4.5	0	No spare capacity at peak time
89	Huddersfield YMCA Sports & Social Club	Yes	Huddersfield	Mini	(7v7)	1	3.5	-2.5	0	No spare capacity at peak time
89	Huddersfield YMCA Sports & Social Club	Yes	Huddersfield	Youth	(9v9)	1	1	-3	0	Marked onto adult pitch 4, no spare capacity at peak time
90	Hyrstlands Park	Yes	Batley & Spen	Mini	(5v5)	1	1	-1	0	Marked onto 7v7 pitch, no spare capacity at peak time
90	Hyrstlands Park	Yes	Batley & Spen	Mini	(7v7)	1	0.5	-1.5	0.5	Overmarked with 5v5 pitch, therefore no additional use should be considered
93	King George V Playing Field	Yes	Batley & Spen	Adult		2	2.5	-1.5	0.5	Minimal spare capacity available at peak time, retain to maintain pitch quality
102	Bywell Playing Fields	Yes	Dewsbury & Mirfield	Adult		2	0.5	-3.5	2	Spare capacity available at peak time
104	Leeds Road Sports Complex	Yes	Huddersfield	Adult		5	6	-9	2.5	Cricket squares located in the gaps between pitches so the football pitches make up the majority of the cricket outfield. Some spare capacity available though may cause potential logistical issues at the start of cricket season
105	Lees Holme Park	Yes-unused	Dewsbury & Mirfield	Adult		1	0	-2	1	Spare capacity available at peak time
107	Lepton Highlanders Sports & Social Club	Yes	Rural East	Adult		2	3.5	-0.5	2	Spare capacity available at peak time
107	Lepton Highlanders Sports & Social Club	Yes	Rural East	Mini	(5v5)	1	2	-2	0	No spare capacity available at peak time
107	Lepton Highlanders Sports & Social Club	Yes	Rural East	Mini	(7v7)	1	2.5	-1.5	0	
109	Lighenfield Lane Recreation Ground	Yes	Huddersfield	Adult		1	1	-1	1	Spare capacity available at peak time
112	Linthwaite Recreational Ground	Yes	Rural West	Adult		2	1.5	-2.5	2	Spare capacity available at peak time
114	Liversedge Football Club	Yes	Batley & Spen	Adult		1	1.5	-1.5	1	Spare capacity available at peak time
116	Longfield Avenue Recreation Ground	Yes	Huddersfield	Adult		2	2.5	-1.5	1	One pitch is overmarked by 9v9. Some spare capacity may be available dependant on kick off times
116	Longfield Avenue Recreation Ground	Yes-unused	Huddersfield	Youth	(9v9)	1	0	-2	1	Marked onto one of the adult pitches. Some spare capacity may be available dependant on kick off times
118	Lower Hopton Football Club	Yes	Dewsbury & Mirfield	Adult		1	1	-1	1	Spare capacity available at peak time
119	Marsden Cricket & Bowling Club	Yes	Rural West	Adult		1	1.5	-1.5	0	Pitch partly overlaps a cricket pitch outfield. No spare capacity at peak time
125	Mirfield Memorial Ground (Moorland CC)	Yes	Dewsbury & Mirfield	Adult		1	0.5	-1.5	0.5	Football pitch overlaps the far end of the outfield. Some spare capacity available though may cause potential logistical issues at the start of cricket season
129	Moorend Recreation Ground	Yes-unused	Batley & Spen	Adult		1	0	-2	1	Spare capacity available at peak time
132	Nibshaw Rec	Yes	Batley & Spen	Adult		1	1.5	-1.5	0	No spare capacity available at peak time
132	Nibshaw Rec	Yes	Batley & Spen	Mini	(7v7)	1	1	-5	0	
133	Norristhorpe Recreation Ground	Yes-unused	Batley & Spen	Mini	(5v5)	2	0	-8	2	Spare capacity available at peak time
134	Nortonthorpe Sports Club	Yes	Rural East	Adult		1	1	-1	1	Spare capacity available at peak time

**KIRKLEES  
PLAYING PITCH ASSESSMENT**

Site ID	Site name	Available for community use?	Analysis area	Pitch type	Pitch size	No. of pitches	Current play	Overused (+), At Capacity (/) or Potential to Accommodate additional play (-)	Match equivalent sessions available in peak period	Comments
135	Overthorpe Park Playing Fields	Yes	Dewsbury & Mirfield	Adult		1	1.5	-0.5	0.5	Minimal spare capacity available at peak time, retain to maintain pitch quality
139	Princess Mary Rugby Field	Yes	Batley & Spen	Mini	(5v5)	2	2.5	-5.5	0	No spare capacity available at peak time
139	Princess Mary Rugby Field	Yes-unused	Batley & Spen	Mini	(7v7)	1	0	-4	1	Spare capacity available at peak time
141	Rectory Park	Yes	Dewsbury & Mirfield	Mini	(5v5)	1	1	-1	0	No spare capacity available at peak time
141	Rectory Park	Yes	Dewsbury & Mirfield	Mini	(7v7)	1	1	-1	0	No spare capacity available at peak time
142	Reinwood Rec	Yes	Huddersfield	Adult		2	2	-2	1	Spare capacity available at peak time
144	Rowley Lane Junior Infants & Nursery School	Yes	Huddersfield	Adult		1	1	-1	0	No spare capacity available at peak time
147	Sands Lane Playing Fields	Yes	Dewsbury & Mirfield	Adult		5	4	-6	3	Spare capacity available at peak time
149	Savile Playing Field	Yes	Dewsbury & Mirfield	Mini	(5v5)	1	1	-3	0	No spare capacity available at peak time
149	Savile Playing Field	Yes	Dewsbury & Mirfield	Mini	(7v7)	1	2	-2	0	
149	Savile Playing Field	Yes-unused	Dewsbury & Mirfield	Youth	(9v9)	1	0	-2	1	Spare capacity available at peak time
151	Scholes Cricket Club	Yes	Batley & Spen	Adult		1	1.5	-0.5	0	No spare capacity available at peak time
156	Shelley Lane	Yes-unused	Rural East	Mini	(7v7)	2	0	-4	2	Spare capacity available at peak time
158	Shepley Recreation Ground	Yes	Rural East	Adult		1	1	-1	1	Spare capacity available at peak time
159	Shirley Recreation Ground	Yes	Batley & Spen	Adult		1	0.5	-1.5	0.5	Minimal spare capacity available at peak time, retain to maintain pitch quality
163	Spn Bottoms Recreation Ground	Yes-unused	Batley & Spen	Mini	(5v5)	1	0	-4	1	Spare capacity available at peak time
166	Spnborough Pool & Fitness Complex	Yes-unused	Batley & Spen	Adult		1	0	-2	1	Spare capacity available at peak time
171	Standiforth Recreation Ground (Dalton Playing Fields)	Yes	Huddersfield	Adult		3	1.5	-1.5	2.5	Spare capacity available at peak time
172	Storthes Hall Park	Yes	Rural East	Adult		5	13	-2	1	Spare capacity available at peak time
172	Storthes Hall Park	Yes	Rural East	Mini	(5v5)	1	1	-5	0	
172	Storthes Hall Park	Yes	Rural East	Mini	(7v7)	1	1	-5	0	
173	Sunnymead Recreation Ground	Yes	Rural East	Adult		1	0.5	-1.5	1	Spare capacity available at peak time
174	Sycamore Recreation Ground	Yes-unused	Rural West	Adult		2	0	-4	2	Spare capacity available at peak time
174	Sycamore Recreation Ground	Yes-unused	Rural West	Mini	(7v7)	1	0	-4	1	Spare capacity available at peak time
178	The Welfare Ground	Yes	Rural East	Adult		1	1.5	-1.5	1	Pitch partially overlaps the cricket outfield, spare capacity may be available though may cause logistical issues during cricket season
179	Thongsbridge Recreation Ground	Yes	Rural West	Youth	(9v9)	1	1	-1	0	No spare capacity available at peak time
180	Thornehill Sports Centre	Yes	Dewsbury & Mirfield	Adult		2	1	-3	1	Spare capacity available at peak time
181	Thornhill Cricket & Bowling Club	Yes	Dewsbury & Mirfield	Adult		3	1	-8	3	Spare capacity available at peak time
182	Thornhill Junior And Infant School	Yes	Dewsbury & Mirfield	Youth	(9v9)	1	1	-1	0	No spare capacity available at peak time
184	Upper Hopton Cricket Club	Yes	Dewsbury & Mirfield	Mini	(7v7)	1	1.5	-0.5	0	No spare capacity available at peak time
186	Wakefield Road Recreation Ground	Yes	Dewsbury & Mirfield	Mini	(5v5)	2	2.5	-1.5	0	No spare capacity available at peak time
186	Wakefield Road Recreation Ground	Yes	Dewsbury & Mirfield	Mini	(7v7)	2	3.5	-0.5	0	

## KIRKLEES PLAYING PITCH ASSESSMENT

Site ID	Site name	Available for community use?	Analysis area	Pitch type	Pitch size	No. of pitches	Current play	Overused (+), At Capacity (/) or Potential to Accommodate additional play (-)	Match equivalent sessions available in peak period	Comments
186	Wakefield Road Recreation Ground	Yes	Dewsbury & Mirfield	Youth	(9v9)	3	2.5	-0.5	0.5	Two of the three pitches are each marked onto an adult pitch, therefore no additional use should be considered. The standalone pitch should be used where possible to alleviate use on the already overplayed adult pitches
187	Warrenside Football Club	Yes	Huddersfield	Adult		1	1.5	-3.5	1.5	Spare capacity available at peak time
187	Warrenside Football Club	Yes	Huddersfield	Adult		1				
187	Warrenside Football Club	Yes-unused	Huddersfield	Mini	(5v5)	1	0	-6	1	Spare capacity available at peak time
189	West Mills Playing Fields	Yes	Dewsbury & Mirfield	Adult		1	1.5	-0.5	0.5	Minimal spare capacity available at peak time, retain to maintain pitch quality
189	West Mills Playing Fields	Yes	Dewsbury & Mirfield	Mini	(5v5)	2	2	-6	2	Spare capacity available at peak time
189	West Mills Playing Fields	Yes-unused	Dewsbury & Mirfield	Mini	(7v7)	3	0	-12	3	Pitches are marked widthways onto one of the 11v11/9v9 pitches.; Though unused, this area is used for both 9v9 and 11v11 matches and therefore no additional use should be considered
189	West Mills Playing Fields	Yes	Dewsbury & Mirfield	Youth	(11v11)	2	3	-1	1	These two pitches are each both the minimum dimensions for 9v9 football and maximum for 11v11. They are used for both age formats, therefore no additional use should be considered
189	West Mills Playing Fields	Yes	Dewsbury & Mirfield	Youth	(9v9)	2	2	-2	0	
192	Whitechapel Church Of England Primary School	Yes	Batley & Spen	Youth	(11v11)	1	0.5	-0.5	0.5	Minimal spare capacity available at peak time, retain to maintain pitch quality
200	Gregory Fields Tennis Club	Yes	Rural East	Adult		1	0.5	-1.5	1	Spare capacity available at peak time
261	Overthorpe Sports Club	Yes	Dewsbury & Mirfield	Adult		1	1.5	-1.5	0	No spare capacity available at peak time
261	Overthorpe Sports Club	Yes	Dewsbury & Mirfield	Mini	(7v7)	1	0.5	-5.5	0.5	Minimal spare capacity at peak time
280	Ellis Playing Fields (Healds Road)	Yes	Dewsbury & Mirfield	Youth	(9v9)	1	0.5	-1.5	0.5	Minimal spare capacity available at peak time, retain to maintain pitch quality
283	Primrose Hill Cricket Club	Yes	Huddersfield	Adult		1	1	-1	1	Spare capacity available at peak time
286	Birchenclyffe CC	Yes	Huddersfield	Mini	(5v5)	1	0.5	-1.5	1	Marked onto cricket outfield. . Some spare capacity available though may cause potential logistical issues at the start of cricket season
286	Birchenclyffe CC	Yes	Huddersfield	Mini	(7v7)	1	0.5	-1.5	1	
289	Thornhill Street Recreation Ground	Yes-unused	Dewsbury & Mirfield	Adult		1	0	-2	1	Spare capacity available at peak time
295	Crossley Fields J & I School	Yes	Dewsbury & Mirfield	Adult		2	0.5	-3.5	1.5	Spare capacity available at peak time
299	Golcar J I & N	Yes	Huddersfield	Youth	(9v9)	1	0.5	-1.5	0.5	Minimal spare capacity available at peak time, retain to maintain pitch quality
300	Gomersal Primary School	Yes	Batley & Spen	Mini	(7v7)	1	1.5	-2.5	1	Spare capacity available at peak time
302	Honley CE Junior School	Yes	Rural West	Mini	(5v5)	1	1.5	-2.5	1	Spare capacity available at peak time
302	Honley CE Junior School	Yes	Rural West	Mini	(7v7)	2	2	-6	1	Spare capacity available at peak time
305	Meltham C of E Primary School	Yes	Rural West	Mini	(7v7)	1	2	-2	0	No spare capacity available at peak time
307	Overthorpe J & I Academy	Yes	Dewsbury & Mirfield	Youth	(9v9)	1	0.5	-1.5	0.5	Minimal spare capacity available at peak time, retain to maintain pitch quality
314	St Josephs Catholic Primary School (Hudds)	Yes	Huddersfield	Mini	(7v7)	1	0.5	-3.5	0.5	Minimal spare capacity available at peak time, retain to maintain pitch quality
332	Northfield Hall	Yes	Huddersfield	Adult		1	1	-1	1	Spare capacity available at peak time
332	Northfield Hall	Yes	Huddersfield	Youth	(9v9)	1	1	-1	0	No spare capacity available at peak time
333	Almondbury CE Infant & Nursery School	Yes	Huddersfield	Mini	(5v5)	1	1	-3	0	No spare capacity available at peak time
334	House of Resurrection	Yes	Dewsbury & Mirfield	Mini	(7v7)	1	1	-3	1	Spare capacity available at peak time

## KIRKLEES PLAYING PITCH ASSESSMENT

Site ID	Site name	Available for community use?	Analysis area	Pitch type	Pitch size	No. of pitches	Current play	Overused (+), At Capacity (/) or Potential to Accommodate additional play (-)	Match equivalent sessions available in peak period	Comments
335	Mill Street	Yes	Batley & Spen	Adult		1	0.5	-1.5	0.5	Minimal spare capacity available at peak time, retain to maintain pitch quality
336	Cartworth Moor	Yes	Rural West	Adult		1	1	-1	1	Spare capacity available at peak time
337	Millbridge Junior & Infant School	Yes	Batley & Spen	Youth	(9v9)	1	1	-1	0	No spare capacity available at peak time
338	Birdsedge First School	Yes	Rural East	Mini	(5v5)	1	0.5	-3.5	1	Spare capacity available at peak time
339	Birdsedge Recreation Ground	Yes	Rural East	Mini	(7v7)	1	1	-3	1	Spare capacity available at peak time
341	Honley Cricket Club	Yes	Rural West	Mini	(7v7)	1	2	-2	0	Marked onto cricket outfield. No spare capacity available at peak time
342	Stoney Ford	Yes	Huddersfield	Adult		1	0.5	-1.5	1	Spare capacity available at peak time
343	Wellhouse Lane	Yes	Dewsbury & Mirfield	Mini	(5v5)	1	1.5	-2.5	0	No spare capacity available at peak time
343	Wellhouse Lane	Yes	Dewsbury & Mirfield	Mini	(7v7)	1	2	-2	0	
9913	North Huddersfield Trust	Yes-unused	Huddersfield	Adult		1	0	-2	1	Spare capacity available at peak time

2.70. Although spare capacity is often as a result of a lack of demand for grass pitches, there are some sites that are likely to retain spare capacity as a matter of practice to allow pitches to rest and rotate. As well as this, some pitches are deemed unusable beyond current levels of use due to poor quality. Therefore, those pitches with spare capacity that are rated as poor quality are not considered as actual spare capacity.

2.71. There are a number of education sites that are reported to be available but currently unused. Although these sites may have potential future capacity they are not currently classified as actual spare capacity and are highlighted in the table below:

Site ID	Site name	Available for community use?	Analysis area	Pitch type	Pitch size	No. of pitches	Current play	Overused (+), At Capacity (/) or Potential to Accommodate additional play (-)	Match equivalent sessions available in peak period	Comments
51	Earlsheaton Technology College (aka Manor Croft Academy)	Yes-unused	Dewsbury & Mirfield	Mini	(5v5)	2	6	-6	2	No pitches considered available in peak period
51	Earlsheaton Technology College (aka Manor Croft Academy)	Yes-unused	Dewsbury & Mirfield	Youth	(11v11)	1	3	-1	1	No pitches considered available in peak period
192	Whitechapel Church Of England Primary School	Yes-unused	Batley & Spen	Adult		1	0	-1	1	No pitches considered available in peak period
192	Whitechapel Church Of England Primary School	Yes-unused	Batley & Spen	Mini	(7v7)	1	0	-2	1	No pitches considered available in peak period
299	Golcar J I & N	Yes-unused	Huddersfield	Adult		2	0	-4	2	No pitches considered available in peak period
300	Gomersal Primary School	Yes-unused	Batley & Spen	Youth	(9v9)	1	0	-2	1	No pitches considered available in peak period



## KIRKLEES COUNCIL PLAYING PITCH ASSESSMENT

2.72. Actual spare capacity has been aggregated up (highlighted as green in the comments column in the table above) by area and by pitch type.

Table 2.11: Actual spare capacity summary

Analysis area	Actual spare capacity (match sessions per week)				
	Adult	Youth (11v11)	Youth (9v9)	Mini (7v7)	Mini (5v5)
Batley & Spen	5	-	0.5	4.5	5.5
Dewsbury & Mirfield	19.5	-	1.5	4.5	3
Huddersfield	26	-	2	1.5	3
Rural East	10	-	-	3	2
Rural West	8.5	-	-	2	2
<b>KIRKLEES</b>	<b>69</b>	<b>-</b>	<b>4</b>	<b>15.5</b>	<b>15.5</b>

2.73. The table shows a total of 104 match sessions considered to be actual spare capacity. Some of these are across 38 pitches which are available for community use but have no recorded play:

- ◀ Bradley Park (Adult)
- ◀ Bridge Street Playing Fields (Adult)
- ◀ Crawshaw Street Playing Fields (5v5)
- ◀ Crown Fields (5v5)
- ◀ Hawkroyd Bank Rec (5v5)
- ◀ Holmfirth Sports Centre (Adult, 5v5)
- ◀ Holt Avenue Rec (Adult, 9v9)
- ◀ Lees Holme Park (Adult)
- ◀ Longfield Avenue Recreation Ground (9v9)
- ◀ Moorend Recreation Ground (Adult)
- ◀ Norristhorpe Recreation Ground (5v5)
- ◀ Princess Mary Rugby Field (7v7)
- ◀ Savile playing Field (9v9)
- ◀ Shelley Lane (7v7)
- ◀ Spen Bottoms Recreation Ground (5v5)
- ◀ Spenborough Pool & Fitness Complex (Adult)
- ◀ Sycamore Recreation Ground (Adult, 7v7)
- ◀ Warrenside Football Club (5v5)
- ◀ West Mills Playing Field (7v7)
- ◀ Thornhill Street Recreation Ground (Adult)
- ◀ North Huddersfield Trust (Adult)

### Overplay

2.74. Overplay occurs when there is more play accommodated on a site than it is able to sustain (which can often be due to the low carrying capacity of the pitches). In summary, 90 pitches are overplayed across 39 sites, by a total of 145.5 match equivalent sessions. Several of these sites are located at schools, where the main reasons for overplay are a culmination of curriculum PE use, extracurricular use including school fixtures and any additional community use.

Table 2.12: Overplay summary

Site ID	Site name	Analysis area	Pitch type	No. of pitches	Capacity rating
8	Bankfield Rec	Huddersfield	Adult	2	0.5
10	Batley Business & Enterprise College	Batley & Spen	Adult	3	10
12	Batley Girls High School	Batley & Spen	11v11	1	1
12	Batley Girls High School	Batley & Spen	9v9	1	1.5

## KIRKLEES COUNCIL PLAYING PITCH ASSESSMENT

Site ID	Site name	Analysis area	Pitch type	No. of pitches	Capacity rating
13	Batley Grammar School	Batley & Spen	Adult	3	2.5
13	Batley Grammar School	Batley & Spen	9v9	1	2
15	BBG Academy	Batley & Spen	Adult	1	1
15	BBG Academy	Batley & Spen	11v11	1	2
27	Carters Field	Batley & Spen	9v9	1	1
28	Castle Hall Academy	Dewsbury & Mirfield	Adult	2	5.5
28	Castle Hall Academy	Dewsbury & Mirfield	7v7	1	1
28	Castle Hall Academy	Dewsbury & Mirfield	9v9	2	4
33	Colne Valley High School	Rural West	Adult	2	2
36	Cross Lane Recreation Ground	Rural East	Adult	2	1
40	Crown Fields	Rural East	Adult	2	0.5
40	Crown Fields	Rural East	9v9	1	1
48	Dram Sports And Community Centre	Huddersfield	Adult	1	1.5
51	Earlsheaton Technology College (aka Manor Croft Academy)	Dewsbury & Mirfield	Adult	1	1
58	Fieldhead Academy	Batley & Spen	Adult	1	1
70	Hawkroyd Bank Rec	Huddersfield	Adult	1	1
73	Heckmondwike Grammar School	Batley & Spen	Adult	2	1.5
75	Hepworth United FC	Rural West	Adult	2	0.5
76	Hill Top	Rural East	Adult	1	2
81	Holmfirth High School Sports Field	Rural West	Adult	1	5
81	Holmfirth High School Sports Field	Rural West	5v5	1	2
81	Holmfirth High School Sports Field	Rural West	11v11	1	2
82	Holmfirth Sports Centre	Rural West	9v9	1	1
88	Huddersfield New College	Huddersfield	Adult	6	2
92	Jagger Lane Recreation Ground	Rural West	Adult	2	2
94	King James' School	Huddersfield	Adult	1	3
94	King James' School	Huddersfield	9v9	1	2
97	Kirkburton Middle School	Rural East	Adult	2	2
97	Kirkburton Middle School	Rural East	5v5	1	2
97	Kirkburton Middle School	Rural East	7v7	1	5
97	Kirkburton Middle School	Rural East	9v9	2	4.5
101	Leeside School Fields	Batley & Spen	Adult	1	2.5
130	Neiley Pavilion	Rural West	Adult	1	2
130	Neiley Pavilion	Rural West	9v9	1	1
131	Newsome High School And Sports College	Huddersfield	Adult	1	1.5



## KIRKLEES COUNCIL PLAYING PITCH ASSESSMENT

Site ID	Site name	Analysis area	Pitch type	No. of pitches	Capacity rating
131	Newsome High School And Sports College	Huddersfield	11v11	1	2
131	Newsome High School And Sports College	Huddersfield	9v9	1	1.5
145	Royds Hall High School	Huddersfield	Adult	4	2
145	Royds Hall High School	Huddersfield	7v7	1	0.5
145	Royds Hall High School	Huddersfield	9v9	1	2
146	Salendine Nook High School	Huddersfield	Adult	2	4.5
146	Salendine Nook High School	Huddersfield	9v9	1	5
148	Sands Recreation Ground	Rural West	Adult	2	3.5
149	Savile Playing Field	Dewsbury & Mirfield	Adult	1	1
164	Spenn Valley Sports College	Batley & Spenn	Adult	2	4.5
164	Spenn Valley Sports College	Batley & Spenn	7v7	1	0.5
167	St John Fisher Catholic High School	Dewsbury & Mirfield	Adult	1	2.5
167	St John Fisher Catholic High School	Dewsbury & Mirfield	11v11	1	2
186	Wakefield Road Recreation Ground	Dewsbury & Mirfield	Adult	2	3.5
192	Whitechapel Church Of England Primary School	Batley & Spenn	9v9	1	0.5
331	Whitcliffe Mount Playing Fields	Batley & Spenn	Adult	1	1.5
331	Whitcliffe Mount Playing Fields	Batley & Spenn	11v11	1	3
331	Whitcliffe Mount Playing Fields	Batley & Spenn	9v9	1	2.5
340	Flowery Fields	Rural West	Adult	1	3
344	Marsden Football Club	Rural West	Adult	1	2
9914	Nether Hall High School	Huddersfield	11v11	1	3.5
9915	Scisset Middle School	Rural East	Adult	1	2.5
9915	Scisset Middle School	Rural East	7v7	1	3
9915	Scisset Middle School	Rural East	9v9	1	3.5

Table 2.13: Overplay summary

Analysis area	Overplay (match sessions per week)				
	Adult	Youth 11v11	Youth 9v9	Mini 7v7	Mini 5v5
Batley & Spenn	24.5	6	7.5	0.5	-
Dewsbury & Mirfield	13.5	2	4	1	-
Huddersfield	19	5.5	10.5	0.5	-
Rural East	8	-	9	8	2
Rural West	20	2	2	-	2
<b>KIRKLEES</b>	<b>85</b>	<b>15.5</b>	<b>33</b>	<b>10</b>	<b>4</b>

## KIRKLEES COUNCIL PLAYING PITCH ASSESSMENT

### 2.6: Conclusions

- 2.75. Having considered supply and demand, the tables below identify the overall spare capacity in each of the analysis areas for the different pitch types, based on match equivalent sessions. Future demand is based on Team generation rates (TGRs) which are driven by population increases as well as club development plans. It is important to note the presence of some latent demand within each analysis area though because this hasn't been quantified it has been discounted from the summary tables below.

Table 2.14: Summary of demand for adult pitches

Analysis area	Actual spare capacity <sup>3</sup>	Demand (match equivalent sessions)			
		Overplay	Current total	Future demand	Total
Batley & Spen	5	24.5	19.5	1	20.5
Dewsbury & Mirfield	19.5	13.5	6	1	5
Huddersfield	26	17	9	3	6
Rural East	10	8	2	1	1
Rural West	8.5	20	11.5	1.5	13
<b>KIRKLEES</b>	<b>69</b>	<b>83</b>	<b>14</b>	<b>7.5</b>	<b>21.5</b>

- 2.76. The table above shows that overall in Kirklees there is shortfall of match equivalent sessions on adult pitches to accommodate teams both now and in the future across Kirklees as a whole. There is currently a shortage of 14 match equivalent sessions overall, though when future demand from club feedback and team generation rates is considered there will be a need for 21.5 match sessions. The existing demand for additional sessions comes from the Batley & Spen and Rural West areas; however, the other three analysis areas are able to cater for both current and future demand. It is important to note that a significant amount of overplay is due to youth 11v11 teams playing on adult pitches. In total there are 139 youth 11v11 teams contributing 69.5 match equivalent sessions of overplay on adult pitches, a reduction of which would significantly improve the level of capacity available on adult pitches at peak time.

Table 2.15: Summary of demand for youth 11v11 pitches

Analysis area	Actual spare capacity	Demand (match equivalent sessions)			
		Overplay	Current total	Future demand	Total
Batley & Spen	-	6	6	3	9
Dewsbury & Mirfield	-	2	2	2	4
Huddersfield	-	5.5	5.5	4	9.5
Rural East	-	-	-	1.5	1.5
Rural West	-	2	2	1.5	3.5
<b>KIRKLEES</b>	<b>-</b>	<b>15.5</b>	<b>15.5</b>	<b>12</b>	<b>27.5</b>

<sup>3</sup> In match equivalent sessions

## KIRKLEES COUNCIL PLAYING PITCH ASSESSMENT

- 2.77. The table above shows that currently there is no actual spare capacity available on 11v11 pitches, yet there is a need for a further 15.5 match equivalent sessions to accommodate the current level of overplay. Overplay comes from all analysis areas with the exception of the Rural East area. It is important to acknowledge that Kirklees is significantly underserved by youth 11v11 pitches and that the level of expected overplay would be far greater if teams were playing on youth 11v11 pitches rather than adult pitches.

Table 2.16: Summary of demand for youth 9v9 pitches

Analysis area	Actual spare capacity	Demand (match equivalent sessions)			
		Overplay	Current total	Future demand	Total
Batley & Spen	0.5	7.5	7	2	9
Dewsbury & Mirfield	1.5	4	2.5	1	3.5
Huddersfield	2	10.5	8.5	2	10.5
Rural East	-	9	9	1.5	10.5
Rural West	-	2	2	1	3
<b>KIRKLEES</b>	<b>4</b>	<b>33</b>	<b>29</b>	<b>7.5</b>	<b>36.5</b>

- 2.78. The current picture shows that although 9v9 pitches show a small amount of available capacity at peak time, this is outweighed by overplay of 33 match equivalent sessions, most of which occurs in the Batley & Spen, Huddersfield and Rural East areas. Future demand is expected to increase significantly, exacerbating the level of overplay by a further 29 match sessions per week, largely contributed by the same three areas. Therefore, Kirklees has a shortfall of match equivalent sessions on 9v9 pitches to meet both current and future demand, with a requirement for a further 36.5 sessions.

Table 2.17: Summary of demand for mini 7v7 pitches

Analysis area	Actual spare capacity	Demand (match equivalent sessions)			
		Overplay	Current total	Future demand	Total
Batley & Spen	4.5	0.5	4	2	2
Dewsbury & Mirfield	4.5	1	3.5	2.5	1
Huddersfield	1.5	0.5	1	2	1
Rural East	3	8	5	2	7
Rural West	2	-	2	1.5	0.5
<b>KIRKLEES</b>	<b>15.5</b>	<b>10</b>	<b>5.5</b>	<b>10</b>	<b>4.5</b>

- 2.79. All current demand is being accommodated on 7v7 pitches in Kirklees despite 10 match sessions of overplay, as there is available capacity at peak time in all five analysis areas. There is the potential for this to be reduced should the mini teams currently playing on an AGP at Batley Sports & Tennis Centre have to relocate to grass pitches due to the poor quality 3G surface. There is a current overall surplus of 5.5 match sessions at peak time which is enough to cater for current demand. Batley & Spen, Dewsbury & Mirfield and Rural West are able to accommodate this level of future demand. The Huddersfield area and Rural East area would require eight more match sessions to provide for the increased number of teams.

## KIRKLEES COUNCIL PLAYING PITCH ASSESSMENT

Table 2.18: Summary of demand for mini 5v5 pitches

Analysis area	Actual spare capacity	Demand (match equivalent sessions)			
		Overplay	Current total	Future demand	Total
Batley & Spen	5.5	-	5.5	3	2.5
Dewsbury & Mirfield	3	-	3	2.5	0.5
Huddersfield	3	-	3	2	1
Rural East	2	2	-	2.5	2.5
Rural West	2	2	-	1.5	1.5
<b>KIRKLEES</b>	<b>15.5</b>	<b>4</b>	<b>11.5</b>	<b>11.5</b>	<b>-</b>

- 2.80. At present there is a relatively small amount of overplay on 5v5 pitches in Kirklees, located in the Rural East and Rural West areas to the amount of four match sessions. This is outweighed by available spare capacity of 15.5 match sessions, which is enough to accommodate both current demand and increased in future demand of 11.5 sessions. This considered; all pitches will be at capacity on 5v5 pitches.

### Football – grass pitch summary

- ◀ The audit identifies a total of 377 football pitches in Kirklees. Of these, 321 are available, at some level, for community use
- ◀ Most football pitches available for community use are assessed as being of standard quality (53%) or good quality (25%), with less than a quarter (22%) assessed as poor
- ◀ 655 teams were identified as playing on pitches within Kirklees, however 22 of these play matches on FA certified AGP pitches
- ◀ There are three clubs (Liversedge FC, AFC Emley and Shelley FC) playing within the football pyramid structure at Steps 5, 6 and 7. All three clubs currently meet the required facilities specifications for their respective leagues
- ◀ Access to training facilities, particularly floodlit 3G pitches, is a key issue within Kirklees. Many teams report a lack of available capacity and as a result a number have stopped training completely
- ◀ Key developments include Shelley FC which plans to self fund a resurface of the AGP at Storthes Hall Park to 3G. This would accommodate some match play and training as well as university teams
- ◀ No clubs quantified unmet demand, though Battyeford SC FC particularly reports having a waiting list in operation and that it has had to turn away players due to a lack of pitch capacity
- ◀ There is exported demand for training facilities from two teams travelling to nearby Bradford to access AGPs. This reduces some demand for pitches within Kirklees. Imported demand from three Bradford based clubs for matches increases demand for adult pitches
- ◀ There is a total of 104 match sessions of actual spare capacity across the Borough, of which 72 are on adult pitches. There are 38 pitches within Kirklees that are available for community use but are unused (excluding school sites)
- ◀ 89 pitches are overplayed by a total of 147.5 match sessions per week
- ◀ There is a shortfall of match sessions to accommodate current demand on adult and youth pitches. Future demand would require more match sessions available at mini 7v7 level

# KIRKLEES COUNCIL PLAYING PITCH ASSESSMENT

## 3. PART 3: CRICKET

### 3.1: Introduction

- 3.1. The Yorkshire County Cricket Board is the main governing and representative body for cricket within the County, including Kirklees. Its aim is to promote the game at all levels through partnerships with professional and recreational cricketing clubs, and other appropriate agencies.
- 3.2. Cricket is popular in Kirklees and is played at all standards across the entire week. Many clubs have strong junior sections and those that do tend to have at least one team at every age group (U9, U11, U13, U15 and U17). Cricket is popular among the South Asian Communities in Kirklees and especially around the Dewsbury area where a strong Sunday League operates.

### **Consultation**

- 3.3. In addition to face to face and telephone consultation with cricket clubs, an electronic survey was also distributed by email and supported by the England and Wales Cricket Board (ECB). Responses were gained from 69 of the 93 clubs playing in Kirklees equating to a 74% response rate. Results are used to inform key issues within this section of the report.

### 3.2: Supply

- 3.4. In total, there are 70 senior cricket pitches in Kirklees. Of these, two are available for community use but unused. These are at Batley Grammar School and Hyrstlands Park. The remaining pitches are all available for community use and used. There is also a private disused cricket ground at Thornhill Cricket and Bowling Club which is currently excluded from the supply as the teams at the club have folded and it is unclear whether the pitch is available for use.

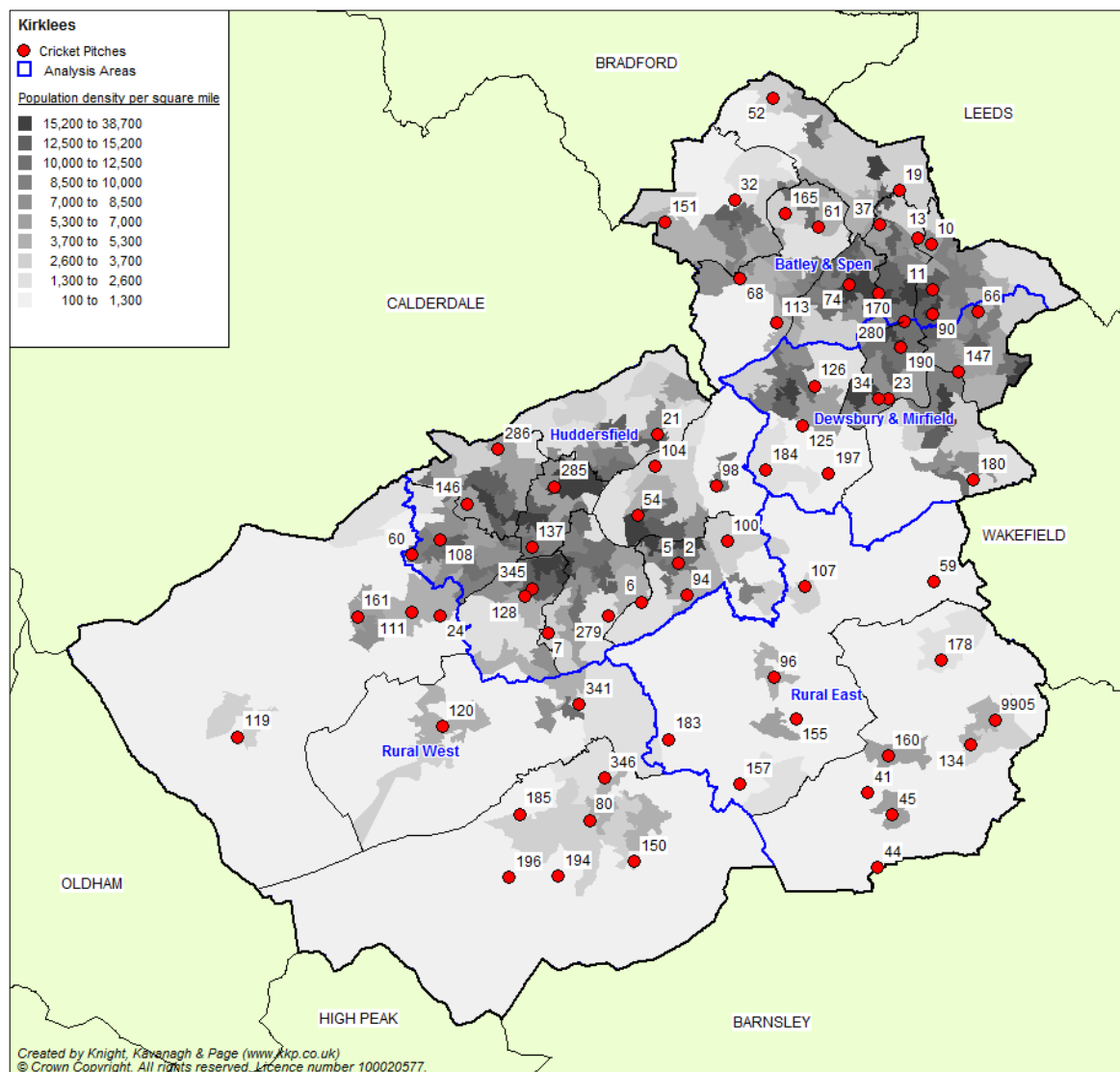
*Table 3.1: Summary of pitches*

Analysis area	Available for community use (used)	Available for community use (unused)
Batley & Spen	12	2
Dewsbury & Mirfield	12	-
Huddersfield	19	-
Rural East	13	-
Rural West	12	-
<b>KIRKLEES</b>	<b>68</b>	<b>2</b>

- 3.5. The table shows that there is a fairly even spread of pitches across the local authority area. Huddersfield Analysis Area has most pitches with 19, Rural East has 13 and the remainder all have 12 pitches available for community use and used. The two pitches available for community use, but currently unused, are in the Batley & Spen Analysis Area.
- 3.6. The map below identifies the location of cricket pitches within Kirklees. For a key to the map see Table 3.6.

# KIRKLEES COUNCIL PLAYING PITCH ASSESSMENT

Figure 3.1: Location of cricket pitches in Kirklees



## Ownership

- 3.7. The majority of clubs within Kirklees own their own grounds. A number of clubs lease from private providers such as land owners, farmers, trusts, CISWO Miners Welfare, etc. as well as from the Council on long term leases. Clubs with long term leases include Moorlands CC, Hall Bower CC, Bradley & Colnebridge CC, Heckmondwike CC, AWCC, Scholes CC and Almondbury CC.
- 3.8. There are five Council owned and maintained cricket sites in Kirklees that are hired out on a season by season basis. These sites (and pitches) are:
- ◆ Bridge Street Playing Fields (1)
  - ◆ Crawshaw Playing Fields (1)
  - ◆ Ellis Playing Fields – Healds Road (1)
  - ◆ Leeds Road Playing Fields (4)
  - ◆ Sands Lane Playing Fields (3)

## KIRKLEES COUNCIL PLAYING PITCH ASSESSMENT

### *Pitch quality*

- 3.9. The non technical pitch assessments in Kirklees found 27% received a ‘good’ quality rating. 51 pitches (73%) were rated as ‘standard’. In terms of quality, pitches generally meet the demands of the clubs and the respective leagues that they play in. The table below summarises the pitch quality following site visits:

*Table 3.2: Pitch quality of all pitches*

Good	Standard	Poor
19	51	-

- 3.10. Cricket pitches owned/maintained by clubs in Kirklees are generally of a higher quality than local authority provision. Most clubs are responsible for maintaining their own facilities and have designated grounds men to carry out cutting and maintenance. Less than a quarter of clubs report that they have covers for the square which is likely to impact on the quality of the pitches, particularly in poor weather.
- 3.11. Clubs playing on local authority sites highlight that the standard of cricket pitches is generally adequate in the context of the standard of cricket being played. However, Sands Lane Playing Fields and Healds Road have been highlighted as having issues by users and some rate the pitches as ‘poor’.
- 3.12. At Sands Lane the issues highlighted include the pitches not being cut or marked properly and not rolled. Grass coverage, length of grass and quality of the clubhouse were all described as inadequate by Dewsbury CC. Users at Healds Road describe the pitch as dangerous to play on at times due to wickets not being prepared to the correct standard and the grass not cut often enough. The main users of local authority pitches are teams from the Dewsbury and District League which plays on Sunday afternoons.
- 3.13. The ground grading requirements of leagues such as the Huddersfield Drakes League and the Bradford League means that clubs must have a good standard of pitch and ancillary facilities in order to compete in those leagues. The Huddersfield Central League which requires clubs to have a good standard of pitch and changing facilities (but is not as stringent as some of the more senior leagues) reports that clubs’ facilities have improved in recent years. This is also reflected in the Huddersfield Drakes League which has admitted nine new clubs in the previous three years.
- 3.14. Maintaining high pitch quality is the most important aspect of cricket. If the wicket is poor, it can affect the quality of the game and can, in some instances, become dangerous. To obtain a full technical assessment of wicket and pitches, the ECB recommends a Performance Quality Standard Assessment (PQS). The PQS looks at a cricket square to ascertain whether the pitch meets the Performance Quality Standards which are benchmarked by the Institute of Groundsmanship. The report identifies surface issues and suggests options for remediation together with likely costs. For further guidance on this, please contact the ECB.



## KIRKLEES COUNCIL PLAYING PITCH ASSESSMENT

---

### ***Ancillary facilities***

- 3.15. All clubs in Kirklees have access to changing room facilities at their respective home ground. The quality of facilities varies from site to site but changing facilities are generally described as good or acceptable. Just under half of clubs (47%) describe the condition of the clubhouse as 'good' quality, 38% as average and 15% as poor.
- 3.16. Clubs that described their clubhouse as poor are as follows:
- ◀ Al Murad (at Healds Road – Kirklees LA)
  - ◀ Dewsbury CC (at Sands Lane – Kirklees LA)
  - ◀ Holmbridge CC
  - ◀ Upperthong CC
  - ◀ Mount CC
  - ◀ Lascelles Hall CC
  - ◀ Savile Town CC (at Leeds Road – Kirklees LA)
  - ◀ Old Almondburians CC

### ***Security of tenure***

- 3.17. Security of tenure is generally not an issue for clubs in Kirklees. As previously highlighted the majority of clubs own or have long leases on their home ground. Clubs that rent mostly rent from the local authority and therefore tenure can be regarded as secure.
- 3.18. There are three sites highlighted as having short leases (less than 21 years) which will need to be considered in the near future to ensure that cricket can continue to be played at those sites. These are:
- ◀ Birstall CC (Site ID 19) – Ten years left on lease
  - ◀ Upperthong CC (Site ID 185) – 15 years left on lease
  - ◀ Cumberworth CC (Site ID 41) – Nine years left on 99 year lease from local farmer

### ***Training***

- 3.19. Access to cricket nets is important, particularly for pre-season/winter training. None of the clubs have access to indoor nets on site and therefore must travel off site to access practice facilities in the winter. Practice facilities (summer and winter) are a bigger issue for clubs and accessing adequate provision can be difficult.
- 3.20. A significant number of clubs (74%) report additional demand for training facilities. Almost all report the need for either artificial practice nets or mobile practice cages.

### ***Non-turf wickets***

- 3.21. Other than the Dewsbury League competitive league play is not generally sanctioned (by the leagues) on non-turf wickets but informal games and other social leagues take place. However, the ECB's TS6 Guidance on performance standards sets requirements for match pitches that are non-turf wickets. The ECB highlights that pitches which follow this guidance are suitable for high level play. It should be noted that this is guidance for clubs and not standards.

## KIRKLEES COUNCIL PLAYING PITCH ASSESSMENT

3.22. There are a total of 26 non-turf wickets in Kirklees. There are six sites which accommodate stand-alone non-turf wickets, all of which are at education sites. None of the non-turf wickets at these sites are available for community use except for Thornhill Sport Centre which reports the wicket is available but unused.

- ◀ Almondbury Sports Centre
- ◀ Batley Business & Enterprise College
- ◀ Moored Academy
- ◀ Salendine Nook High School
- ◀ Thornhill Sports Centre
- ◀ Westborough High School

3.23. At club sites that have non-turf wickets as well as fine turf, the non-turf wickets aid with training and practice and can help reduce over play on fine turf wickets. The table below highlights the location of non-turf wickets:

*Table 3.3: Location of non-turf wickets*

Site ID	Site name	Analysis area	No. of wickets
2	Almondbury Cricket Club	Huddersfield	1
5	Almondbury Sports Centre	Huddersfield	1
10	Batley Business & Enterprise College	Batley & Spen	1
11	Batley Cricket Club	Batley & Spen	1
34	Crawshaw Street Playing Fields	Dewsbury & Mirfield	1
41	Cumberworth United Cricket Club	Rural East	1
45	Denby Dale Cricket Club	Rural East	1
52	East Bierley Cricket Club	Batley & Spen	1
66	Hanging Heaton Cricket Club	Dewsbury & Mirfield	1
80	Holmfirth Cricket Club	Rural West	1
90	Hyrstlands Park	Batley & Spen	1
96	Kirkburton Cricket Club	Rural East	1
113	Liversedge Cricket Club	Batley & Spen	1
125	Mirfield Memorial Ground (Moorland CC)	Dewsbury & Mirfield	1
128	Moored Academy	Huddersfield	1
146	Salendine Nook High School	Huddersfield	1
150	Scholes Cricket Club	Rural West	1
151	Scholes Cricket Club	Batley & Spen	1
155	Shelley Cricket Club	Rural East	1
160	Skelmanthorpe Cricket Club	Rural East	1
170	Staincliffe Playing Fields & Cricket Ground	Batley & Spen	1
180	Thornhill Sports Centre	Dewsbury & Mirfield	1
183	Thurstonland Cricket Club	Rural East	1
190	Westborough High School	Dewsbury & Mirfield	1
285	Birkby Rose Hill CC	Huddersfield	1
9905	Clayton West Cricket Club	Rural East	1

## KIRKLEES COUNCIL PLAYING PITCH ASSESSMENT

### *Available but unused sites*

- 3.24. The two sites available but unused are located at Batley Grammar School and Hyrstlands Park. The school pitch is used for school fixtures but despite the reporting that the pitch is available for community use it is currently not used.
- 3.25. The pitch located at Hyrstlands Park contains a cricket square with ten grass wickets and one non-turf wicket. It is likely that the wickets are used by the community for unofficial cricket but there is no formal use at the site. The square was used for many years by Mount CC but the Club has a new home at Staincliffe cricket ground.

### **3.3: Demand**

- 3.26. Cricket clubs in Kirklees range from small clubs offering one or two teams to those with several senior and junior teams at different age groups. Demand for cricket is very strong in Kirklees with a total of 93 clubs generating 363 teams. There are a total of 164 senior teams and 199 junior teams. Within the figure there is one university men's team at Huddersfield University.
- 3.27. The split of senior teams playing across Kirklees is very heavily focussed on Saturday cricket with 71% of teams playing on this day, 17% play on Sundays and 12% play midweek (evening league) cricket.
- 3.28. The leagues dictate the day on which junior fixtures are played across the five age groups and as previously highlighted this is Saturdays for U9, Sundays for U13 and midweek for U11, U15 and U17. In Kirklees therefore 56% of teams play midweek, 24% on Sundays and 20% on Saturdays.

*Table 3.4: Summary of teams by analysis area*

Analysis area	No. of competitive teams		
	Senior men	Senior women	Junior
Batley & Spen	27	-	45
Dewsbury & Mirfield	25	-	24
Huddersfield	53	-	36
Rural East	27	-	47
Rural West	31	1	47
<b>KIRKLEES</b>	<b>164</b>	<b>1</b>	<b>199</b>

- 3.29. There is a large number of both senior and junior teams right across Kirklees. The Huddersfield Analysis Area has the highest number of senior teams whilst the rural analysis areas have the largest junior participation. An analysis of match play identifies that peak time demand for cricket pitches is Saturday afternoon although the majority of pitches are also used for matches on Sundays as well as midweek (particularly for junior matches).
- 3.30. There is a good level of junior participation in Kirklees with just over half (56%) of clubs fielding at least one junior team. There are 25 clubs fielding five or more junior teams. 44% of clubs report an increase in the number of junior teams in the last three years.

## KIRKLEES COUNCIL PLAYING PITCH ASSESSMENT

---

- 3.31. Furthermore, 20% of clubs report an increase in the number of senior teams over the previous three years, 72% report that the number of teams has remained constant and 8% reports a decrease.

### ***Women's and girls' cricket***

- 3.32. Women's and girls' cricket is a national priority and there is a target to establish more female teams in every local authority over the next five years. 8-10% of the whole sport plan funding is focused around women and girls and talent I.D.
- 3.33. There is currently only one women's team playing competitively in Kirklees at Scholes CC.

### ***Leagues***

- 3.34. Four main leagues service the adult game in Kirklees; Huddersfield Drakes League (Saturday), the Huddersfield Central Cricket League (Saturday), The Dewsbury & District League (Sunday) and the Huddersfield Evening League (Midweek).
- 3.35. Due to the size of the local authority there are several other leagues that service teams from Kirklees including the Bradford League (Saturday), the Halifax League (Saturday) and the Mid Yorkshire Sunday Cricket League (Sunday). There are a total of 12 leagues servicing the adult game in Kirklees.
- 3.36. There are two large junior leagues which service Kirklees. These are the Huddersfield Junior Cricket League and the Heavy Woollen & District Junior Cricket League. Both leagues follow the same format of age groups (U9, U11, U13, U15 and U17) and operate fixtures on the same days, that is; U9 on Saturdays, U13 on Sundays and the other age groups play midweek in the evenings. Similarly to the adult game in Kirklees there are a two other leagues that service the junior game in the area; Bradford Junior League and the Halifax Junior League.

### ***Unmet demand***

- 3.37. None of the clubs reported any current unmet demand for pitches, that is, no clubs reported that teams were unable to play due to a lack of pitches.

### ***Future demand***

- 3.38. Future demand can be defined in two ways, through participation increases and using population forecasts. Team generation rates are used below as the basis for calculating the number of teams likely to be generated in the future based on population growth.

# KIRKLEES COUNCIL PLAYING PITCH ASSESSMENT

Table 3.5: Team generation rates

Age group	Current population within age group	Current no. of teams	Team Generation Rate	Future population within age group	Predicted future number of teams	Additional teams that may be generated from the increased population
Senior Men (18-55)	109,093	163	1:669	113,425	169.5	6.5
Senior Women (18-55)	108,073	1	1:108,073	111,504	1.0	0.0
Junior Boys (7-17)	29,148	199	1:146	33,227	226.9	27.9
Junior Girls (7-17)	28,434	0	0	31,977	0.0	0.0

3.39. The additional future teams would equate to the need for seven senior and 28 junior teams.

3.40. Of the senior teams predicted to grow, based on the current split, five would be expected to play on Saturday, one on Sunday and one midweek. Of the junior teams, 16 would play midweek, six on Saturday and six on Sunday.

### 3.4: Capacity analysis

3.41. Capacity analysis for cricket is measured on a seasonal rather than weekly basis. This is due to playability (i.e., only one match is generally played per pitch per day at weekends or weekday evening). Wickets are rotated throughout the season to reduce wear and allow repair. Therefore, it is more accurate to assess capacity seasonally rather than weekly. The capacity of a pitch to accommodate matches is driven by the number and quality of wickets. This section presents the current pitch stock available for cricket in Kirklees. It illustrates the:

- ◀ Number of grass and artificial cricket wickets per pitch
- ◀ Number of competitive matches per season per pitch

3.42. To help calculate pitch capacity, the ECB suggests that a good quality wicket should be able to take:

- ◀ 5 matches per season per grass wicket (adults).
- ◀ 60 matches per season per synthetic wicket (adults).

3.43. This information is used to allocate capacity ratings as follows:

<b>Potential capacity</b>	Play is below the level the site could sustain
<b>At capacity</b>	Play matches the level the site can sustain
<b>Overused</b>	Play exceeds the level the site can sustain

## KIRKLEES COUNCIL PLAYING PITCH ASSESSMENT

Table 3.6: Cricket pitch capacity – number of wickets

Site ID	Site name	Analysis area	No. of squares	No. of wickets	Actual play (sessions per season)	Capacity (sessions per season)	Capacity rating (sessions per season)
11	Batley Cricket Club	Batley & Spen	1	12	48	60	-12
19	Birstall Cricket Club	Batley & Spen	1	14	64	70	-6
32	Cleckheaton Sports Club	Batley & Spen	1	9	76	45	31
37	Crossbank Methodists Cricket Club	Batley & Spen	1	10	48	50	-2
52	East Bierley Cricket Club	Batley & Spen	1	12	48	60	-12
61	Gomersal Cricket Club	Batley & Spen	1	12	64	60	4
68	Hartshead Moor Cricket Club	Batley & Spen	1	14	76	70	6
74	Heckmondwike Sports Club	Batley & Spen	1	10	40	50	-10
113	Liversedge Cricket Club	Batley & Spen	1	12	64	60	4
151	Scholes Cricket Club	Batley & Spen	1	16	40	80	-40
165	Spen Victoria Cricket Bowling & Athletic Club	Batley & Spen	1	14	64	70	-6
170	Staincliffe Playing Fields & Cricket Ground	Batley & Spen	1	10	52	50	2
23	Bridge Street Playing Fields	Dewsbury & Mirfield	1	9	12	45	-33
34	Crawshaw Street Playing Fields	Dewsbury & Mirfield	1	1	24	60	-36
66	Hanging Heaton Cricket Club	Dewsbury & Mirfield	1	10	40	50	-10
125	Mirfield Memorial Ground (Moorland CC)	Dewsbury & Mirfield	2	14	152	130	22
126	Mirfield Parish Cavaliers Cricket Club	Dewsbury & Mirfield	1	10	56	50	6

## KIRKLEES COUNCIL PLAYING PITCH ASSESSMENT

Site ID	Site name	Analysis area	No. of squares	No. of wickets	Actual play (sessions per season)	Capacity (sessions per season)	Capacity rating (sessions per season)
147	Sands Lane Playing Fields	Dewsbury & Mirfield	3	16	84	180	-96
184	Upper Hopton Cricket Club	Dewsbury & Mirfield	1	12	64	60	4
197	Hopton Mills Cricket Ground	Dewsbury & Mirfield	1	10	48	50	-2
280	Ellis Playing Fields (Healds Road)	Dewsbury & Mirfield	1	2	12	10	2
2	Almondbury Cricket Club	Huddersfield	1	9	64	45	19
6	Almondbury Wesleyans Cricket Club	Huddersfield	1	9	76	45	31
7	Armitage Bridge Cricket Club	Huddersfield	1	22	60	110	-50
21	Bradley & Colneridge Cricket Club	Huddersfield	1	10	40	50	-10
54	Edgerton & Dalton Cricket Club	Huddersfield	1	12	32	60	-28
60	Golcar Cricket Club	Huddersfield	1	12	68	60	8
94	King James' School	Huddersfield	1	12	24	60	-36
98	Kirkheaton Cricket Club	Huddersfield	1	16	76	80	-4
100	Lascelles Hall Cricket Club	Huddersfield	1	16	60	80	-20
104	Leeds Road Sports Complex	Huddersfield	4	10	108	200	-92
108	Leymoor Cricket Club	Huddersfield	1	8	36	40	-4
137	Paddock Cricket Club	Huddersfield	1	10	48	50	-2
279	Hall Bower Cricket Ground	Huddersfield	1	13	88	65	23
285	Birkby Rose Hill CC	Huddersfield	1	6	52	30	22
286	Birchencliffe CC	Huddersfield	1	8	48	40	8
345	Moorend Phoenix CC	Huddersfield	1	8	64	40	4
41	Cumberworth United Cricket Club	Rural East	1	12	64	60	4



## KIRKLEES COUNCIL PLAYING PITCH ASSESSMENT

Site ID	Site name	Analysis area	No. of squares	No. of wickets	Actual play (sessions per season)	Capacity (sessions per season)	Capacity rating (sessions per season)
44	Denby Cricket Club	Rural East	1	9	48	45	3
45	Denby Dale Cricket Club	Rural East	1	12	64	60	4
59	Flockton Cricket Club	Rural East	1	9	12	45	-33
96	Kirkburton Cricket Club	Rural East	1	12	64	60	4
107	Lepton Highlanders Sports & Social Club	Rural East	1	13	56	65	-9
134	Nortonthorpe Sports Club	Rural East	1	8	24	40	-16
155	Shelley Cricket Club	Rural East	1	12	64	60	4
157	Shepley Cricket Club	Rural East	1	14	56	70	-14
160	Skelmanthorpe Cricket Club	Rural East	1	12	64	60	4
178	The Welfare Ground	Rural East	1	10	48	50	-2
183	Thurstonland Cricket Club	Rural East	1	12	64	60	4
9905	Clayton West Cricket Club	Rural East	1	12	64	60	4
24	Broad Oak Cricket Club	Rural West	1	16	52	80	-28
80	Holmfirth Cricket Club	Rural West	1	12	64	60	4
111	Linthwaite Cricket & Bowling Club	Rural West	1	12	36	60	-24
119	Marsden Cricket & Bowling Club	Rural West	1	16	56	80	-24
120	Meltham Cricket Club	Rural West	1	18	76	90	-14
150	Scholes Cricket Club	Rural West	1	10	80	50	30
161	Slaithwaite Cricket & Bowling Club	Rural West	1	14	76	70	6
185	Upperthong Cricket Club	Rural West	1	12	100	60	40
194	Cartworth Moor Cricket Ground	Rural West	1	10	36	50	-14
196	Holmbridge Cricket Ground	Rural West	1	10	56	50	6
341	Honley Cricket Club	Rural West	1	10	64	50	14
346	Thongsbridge Cricket Club	Rural West	1	12	76	60	-4

## KIRKLEES PLAYING PITCH ASSESSMENT

### 3.5: Supply and demand analysis

#### *Spare capacity*

- 3.44. The next step is to ascertain whether or not any identified 'potential capacity' can be deemed 'spare capacity'. There may be situations where, although a site is highlighted as potentially able to accommodate some additional play, this should not be recorded as spare capacity against the site. For example, a site may be managed to regularly operate slightly below full capacity to ensure that it can cater for a number of regular training sessions, or to protect the quality of the site
- 3.45. There are 31 sites that show potential spare capacity. The extent to which these are available on Saturdays or Sundays is highlighted in the tables below:

*Table 3.7: Actual spare capacity- pitches available Saturday*

Site ID	Site name	Analysis area	No. of pitches	Spare capacity (sessions per season)	Pitches available in peak period (Saturday)	Comments
23	Bridge Street Playing Fields	Dewsbury & Mirfield	1	-33	1	Pitch used for Sunday cricket, quality not to standard of Saturday leagues.
34	Crawshaw Street Playing Fields	Dewsbury & Mirfield	1	-36	1	Pitch used for Sunday cricket, quality not to standard of Saturday leagues.
59	Flockton Cricket Club	Rural East	1	-33	0.5	Club currently has one Saturday team and therefore has potential capacity for an additional Saturday team.
104	Leeds Road Sports Complex	Huddersfield	4	-92	4	Pitch used for Sunday cricket, quality not to standard of Saturday leagues.
147	Sands Lane Playing Fields	Dewsbury & Mirfield	3	-96	3	Pitch used for Sunday cricket, quality not to standard of Saturday leagues.

- 3.46. The table above shows that five sites have potential spare capacity on Saturdays. However, only one of these sites is currently of the quality to accommodate Saturday cricket due to the requirements of the leagues. Flockton Cricket Club in the Rural East Analysis Area could accommodate one additional Saturday team and the club has stated that it wishes to add a second team.

## KIRKLEES PLAYING PITCH ASSESSMENT

Table 3.8: Actual spare capacity- *pitches available Sunday*

Site ID	Site name	Analysis area	No. of pitches	Spare capacity (sessions per season)	Pitches available in peak period (Sunday)	Comments
7	Armitage Bridge Cricket Club	Huddersfield	1	-50	1	Potential spare capacity for two Sunday teams.
11	Batley Cricket Club	Batley & Spen	1	-12	0.5	Potential spare capacity for one Sunday team.
19	Birstall Cricket Club	Batley & Spen	1	-6	0.5	Limited spare capacity.
21	Bradley & Colneridge Cricket Club	Huddersfield	1	-10	1	Potential spare capacity for one Sunday team.
23	Bridge Street Playing Fields	Dewsbury & Mirfield	1	-33	0.5	Potential spare capacity for one Sunday team.
24	Broad Oak Cricket Club	Rural West	1	-28	0.5	Potential spare capacity for one Sunday team.
34	Crawshaw Street Playing Fields	Dewsbury & Mirfield	1	-36	0	No spare capacity.
37	Crossbank Methodists CC	Batley & Spen	1	-2	0.5	Limited spare capacity.
52	East Bierley Cricket Club	Batley & Spen	1	-12	0	No spare capacity.
54	Edgerton & Dalton Cricket Club	Huddersfield	1	-28	0.5	Potential spare capacity for one Sunday team.
59	Flockton Cricket Club	Rural East	1	-33	1	Potential spare capacity for two Sunday teams.
66	Hanging Heaton Cricket Club	Dewsbury & Mirfield	1	-10	1	Potential spare capacity for one Sunday team.
74	Heckmondwike Sports Club	Batley & Spen	1	-10	1	Potential spare capacity for one Sunday team.
94	King James' School	Huddersfield	1	-36	1	Potential spare capacity for two Sunday teams.
98	Kirkheaton Cricket Club	Huddersfield	1	-4	0.5	Limited spare capacity.
100	Lascelles Hall Cricket Club	Huddersfield	1	-20	0.5	Potential spare capacity for one Sunday team.
104	Leeds Road Sports Complex	Huddersfield	4	-92	0	No spare capacity.

## KIRKLEES PLAYING PITCH ASSESSMENT

Site ID	Site name	Analysis area	No. of pitches	Spare capacity (sessions per season)	Pitches available in peak period (Sunday)	Comments
107	Lepton Highlanders Sports & Social Club	Rural East	1	-9	0.5	Limited spare capacity.
108	Leymoor Cricket Club	Huddersfield	1	-4	1	Limited spare capacity.
111	Linthwaite Cricket & Bowling Club	Rural West	1	-24	1	Potential spare capacity for two Sunday teams.
119	Marsden Cricket & Bowling Club	Rural West	1	-24	0	No spare capacity.
120	Meltham Cricket Club	Rural West	1	-14	0.5	Potential spare capacity for one Sunday team.
134	Nortonthorpe Sports Club	Rural East	1	-16	1	Potential spare capacity for one Sunday team.
137	Paddock Cricket Club	Huddersfield	1	-2	0.5	Limited spare capacity.
147	Sands Lane Playing Fields	Dewsbury & Mirfield	3	-96	0	No spare capacity.
151	Scholes Cricket Club	Batley & Spen	1	-40	1	Potential spare capacity for two Sunday teams.
157	Shepley Cricket Club	Rural East	1	-14	0.5	Potential spare capacity for one Sunday team.
165	Spen Victoria Cricket Bowling And Athletic Club	Batley & Spen	1	-6	0	No spare capacity.
178	The Welfare Ground	Rural East	1	-2	0.5	Limited spare capacity.
194	Cartworth Moor Cricket Ground	Rural West	1	-14	1	Potential spare capacity for one Sunday team.
197	Hopton Mills Cricket Ground	Dewsbury & Mirfield	1	-2	0.5	Limited spare capacity.

- 3.47. The table above shows that there is more availability of pitches on a Sunday than Saturday when there are 17 sites offering potential spare capacity. The U13 junior teams, as well as adult teams, also play on Sundays and account for some of the pitch usage. At sites with spare capacity on Sundays there is an opportunity to increase participation with either a Sunday adult team(s) and/or an U13 team(s).
- 3.48. Although spare capacity is often as a result of a lack of demand for grass pitches, there are some sites that are likely to retain spare capacity as a matter of practise to allow pitches to rest and rotate.

# KIRKLEES PLAYING PITCH ASSESSMENT

## *Spare capacity summary*

*Table 3.9: Actual spare capacity summary - Saturdays*

<b>Analysis area</b>	<b>Match sessions available on Saturdays</b>
Batley & Spen	-
Dewsbury & Mirfield	-
Huddersfield	-
Rural East	0.5
Rural West	-
<b>KIRKLEES</b>	<b>0.5</b>

- 3.49. As highlighted above only 0.5 match sessions of spare capacity (at Flockton CC) is available across the whole of Kirklees on Saturdays. If the Club adds a second team as planned there will be no spare capacity on any of the sites in Kirklees for Saturday cricket.

*Table 3.10: Actual spare capacity summary - Sundays*

<b>Analysis area</b>	<b>Match sessions available on Sundays</b>
Batley & Spen	2.5
Dewsbury & Mirfield	1.5
Huddersfield	4
Rural East	2.5
Rural West	3
<b>KIRKLEES</b>	<b>13.5</b>

- 3.50. There are 13.5 match sessions available on pitches across Kirklees on Sundays. Dewsbury & Mirfield has the least amount of spare capacity with only 1.5 sessions and Huddersfield the highest with four. It should be noted that the entire spare capacity on Sundays is at private sites; the local authority sites are at capacity. Therefore any team wishing to access a pitch on Sundays must negotiate this with the Club.

## **Overplay**

- 3.51. The amount of overplay at cricket sites is high in Kirklees with a total of 232 matches per season. Overplay occurs when more play is accommodated at a site than it is able to sustain. Nine sites are considered to be overplayed beyond a capacity that is able to be sustained. Of particular concern is the amount of overplay at Upperthong CC (40 matches per season), Almondbury Wesleyans CC (31 matches per season) and Cleckheaton Sports Club (31 matches per season). Current spare capacity cannot accommodate all overplay identified.

## KIRKLEES PLAYING PITCH ASSESSMENT

Table 3.11: Overplay summary

Site ID	Site name	Analysis area	Capacity rating	Comments <sup>4</sup>
2	Almondbury Cricket Club	Huddersfield	19	Large amount of over play.
6	Almondbury Wesleyans Cricket Club	Huddersfield	31	Large amount of over play.
32	Cleckheaton Sports Club	Batley & Spen	31	Large amount of over play.
41	Cumberworth United CC	Rural East	4	Discounted
44	Denby Cricket Club	Rural East	3	Discounted
45	Denby Dale Cricket Club	Rural East	4	Discounted
60	Golcar Cricket Club	Huddersfield	8	Discounted
61	Gomersal Cricket Club	Batley & Spen	4	Discounted
68	Hartshead Moor CC	Batley & Spen	6	Discounted
80	Holmfirth Cricket Club	Rural West	4	Discounted
96	Kirkburton Cricket Club	Rural East	4	Discounted
113	Liversedge Cricket Club	Batley & Spen	4	Discounted
125	Mirfield Memorial Ground (Moorland CC)	Dewsbury & Mirfield	22	Large amount of over play.
126	Mirfield Parish Cavaliers Cricket Club	Dewsbury & Mirfield	6	Discounted
150	Scholes Cricket Club	Rural West	30	Large amount of over play.
155	Shelley Cricket Club	Rural East	4	Discounted
160	Skelmanthorpe Cricket Club	Rural East	4	Discounted
161	Slaithwaite Cricket & Bowling Club	Rural West	6	Discounted
170	Staincliffe Playing Fields & Cricket Ground	Batley & Spen	2	Discounted
183	Thurstonland Cricket Club	Rural East	4	Discounted
184	Upper Hopton Cricket Club	Dewsbury & Mirfield	4	Discounted
185	Upperthong Cricket Club	Rural West	40	Large amount of over play.
196	Holmbridge Cricket Ground	Rural West	6	Discounted
279	Hall Bower Cricket Ground	Huddersfield	23	Large amount of over play.
280	Ellis Playing Fields (Healds Road)	Dewsbury & Mirfield	2	Discounted
285	Birkby Rose Hill CC	Huddersfield	22	Large amount of over play.
286	Birchcliffe CC	Huddersfield	8	Discounted
341	Honley Cricket Club	Rural West	14	Large amount of over play.
345	Moorend Phoenix CC	Huddersfield	4	Discounted
346	Thongsbridge Cricket Club	Rural West	4	Discounted
9905	Clayton West Cricket Club	Rural East	4	Discounted

<sup>4</sup> Sites with over play of less than 10 matches have been discounted on the assumption that these sites are likely to be able to accommodate the slight over play due to them having good quality pitches/maintenance.

# KIRKLEES PLAYING PITCH ASSESSMENT

Table 3.12: Overplay summary

Analysis area	Overplay (matches per season)
Batley & Spen	31
Dewsbury & Mirfield	22
Huddersfield	95
Rural East	-
Rural West	84
<b>KIRKLEES</b>	<b>232</b>

- 3.52. The highest amount of over play occurs in Huddersfield with 95 match sessions. The lowest amount of over play is in Dewsbury & Mirfield.

### 3.6 Conclusions

- 3.53. Consideration must be given to the extent in which current provision can accommodate current and future demand. The table below looks at available spare capacity at peak time (Saturdays) considered against over play and the future demand from TGRs (team generation rates).

Table 3.13: Capacity of cricket pitches

Analysis area	Actual spare capacity (matches)	Demand (matches)		
		Overplay	Future demand	Total
Batley & Spen	-	31	0.5	+31.5
Dewsbury & Mirfield	-	22	0.5	+22.5
Huddersfield	-	95	1	+96
Rural East	0.5	-	1	+0.5
Rural West	-	84	0.5	+84.5
<b>KIRKLEES</b>	<b>0.5</b>	<b>232</b>	<b>3</b>	<b>+235</b>

- 3.54. The table above highlights that due to large amounts of overplay and very little spare capacity there is an overall shortfall of 235 match sessions in Kirklees.

### **Likely nature of any actions**

#### *Preventing overplay*

- 3.55. At the moment there are nine pitches significantly overplayed. Greater use of artificial wickets, especially for junior teams, could help alleviate this. Options to extent grass wickets at club sites may also be an option.



## KIRKLEES PLAYING PITCH ASSESSMENT

---

### Cricket summary

- ◀ In total, there are 70 grass cricket pitches identified in Kirklees, accommodating 363 teams (164 senior and 199 junior teams).
- ◀ There are 26 artificial wickets, mostly within education sites. None are currently used for competitive matches.
- ◀ All grass wickets are available for community use except, only two are currently unused; these are Hyrstlands Park and Batley Grammar School.
- ◀ Training provision is in an issue in Kirklees with 74% of clubs reporting that additional training facilities are required.
- ◀ The split of senior teams playing across Kirklees is very heavily focussed on Saturday cricket with 71% of teams playing on this day, 17% play on Sundays and 12% play midweek (evening league) cricket.
- ◀ The leagues dictate the day on which junior fixtures are played across the five age groups and as previously highlighted this is Saturdays for U9, Sundays for U13 and midweek for U11, U15 and U17. In Kirklees therefore 56% of teams play midweek, 24% on Sundays and 20% on Saturdays.
- ◀ Population forecasts indicate that there will be future demand for seven senior teams and 28 more junior teams.
- ◀ There are only 0.5 matches of spare capacity on pitches on Saturdays and 13.5 on Sundays.
- ◀ There is no spare capacity on local authority pitches on Sundays which is where the majority of Sunday cricket takes place.
- ◀ Total over play equates to 232 match sessions per season across nine sites.
- ◀ When considering spare capacity at peak time, over play and future demand there is a Kirklees wide shortfall of 235 match sessions per season.
- ◀ Greater use of artificial wickets could be one way to alleviate some of the over play.

# KIRKLEES PLAYING PITCH ASSESSMENT

## 4. PART 4: RUGBY UNION

### Introduction

- 4.1. The Rugby Football Union (RFU) is the governing body for the sport across England. A full-time development officer is responsible for the West Yorkshire region and works closely with all the clubs to maximise their potential. This work involves developing club structures, including working towards the RFU accreditation (Clubmark) and the development of school-club structures. There are three clubs based within Kirklees.

### *Club consultation*

- 4.2. All three clubs were consulted with and completed the club survey, as follows:

- ◀ Cleckheaton RFC
- ◀ Huddersfield RFC
- ◀ Huddersfield YMCA RFC

### Supply

- 4.3. Within Kirklees, there are eight senior rugby union pitches and one mini pitch across four sites. All are available for community use, these are:

- ◀ Cleckheaton Sports Club (I.D. 32)
- ◀ Huddersfield YMCA Sports & Social Club (I.D. 89)
- ◀ Lockwood Park (I.D. 115)
- ◀ Whitcliffe Mount Playing Fields (I.D. 331)

- 4.4. There is one currently unused pitch at Huddersfield YMCA due to poor quality. There are no World Rugby compliant pitches within Kirklees.

*Table 4.1: Summary of grass rugby union pitches available for community use.*

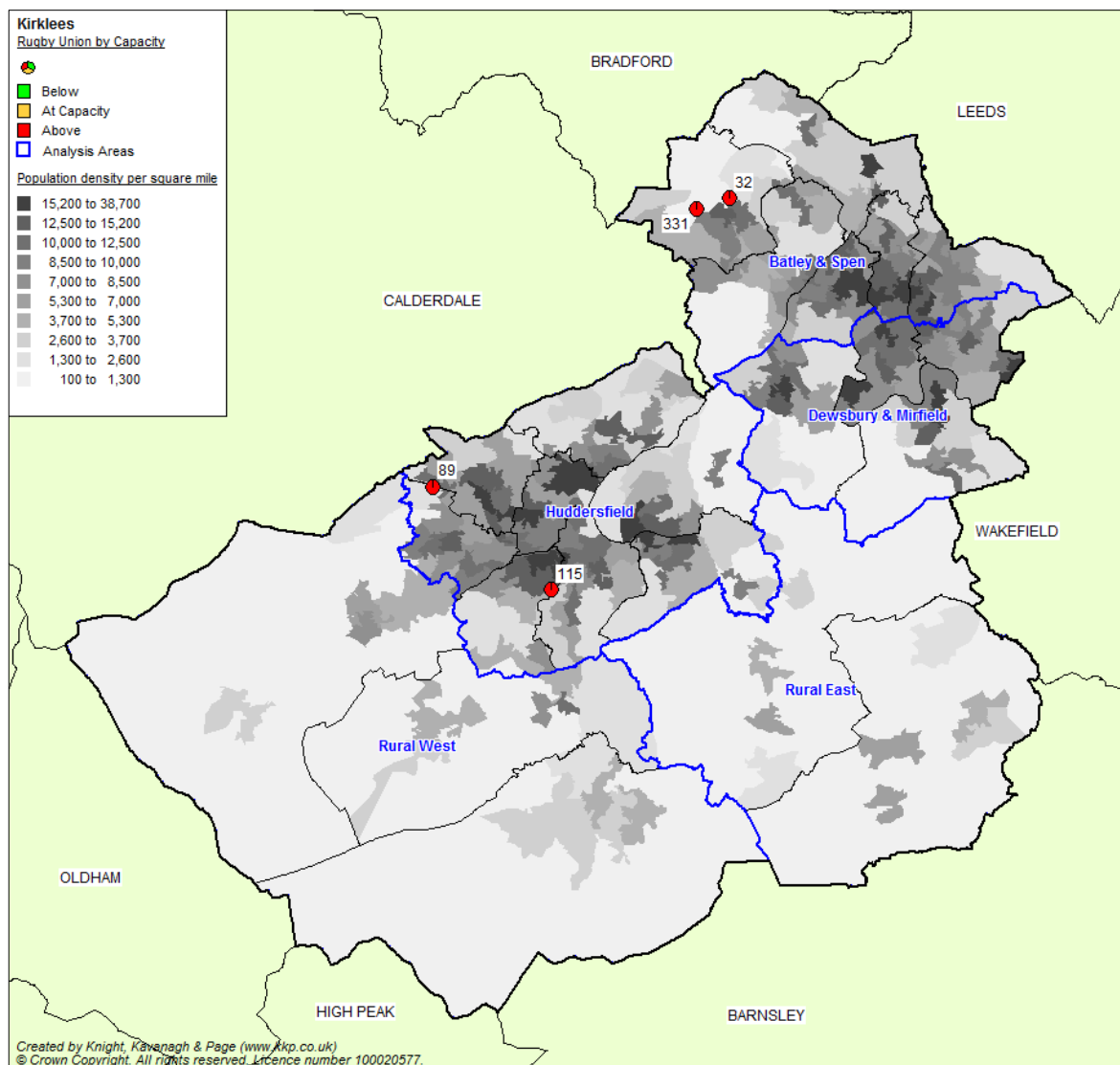
Analysis area	No. of senior pitches	No of mini/midi pitches
Batley & Spen	3	-
Dewsbury & Mirfield	-	-
Huddersfield	5	1
Rural East	-	-
Rural West	-	-
<b>KIRKLEES</b>	<b>8</b>	<b>1</b>

NB: The audit only identifies dedicated, line marked pitches. For rugby union pitch dimension sizes please refer to the RFU guidelines; 'Grass Pitches for Rugby' at [www.rfu.com](http://www.rfu.com)

At Greenhead College Sports Ground there is a rugby league pitch which also has some rugby union usage by the College for matches. The pitch has been excluded from the table above but the pitch is included in the capacity table (table 4.9).

# KIRKLEES PLAYING PITCH ASSESSMENT

Figure 4.1: Location of rugby union pitches within Kirklees



For a key to the map see Table 4.9.

# KIRKLEES PLAYING PITCH ASSESSMENT

## *Pitch quality*

- 4.5. The methodology for assessing rugby pitch quality looks at two key elements; the maintenance programme and the level of drainage on each pitch. An overall quality based on both drainage and maintenance can then be generated.
- 4.6. The agreed rating for each pitch type also represents actions required to improve pitch quality. A breakdown of actions required based on the ratings can be seen below:

*Table 4.2: Definition of maintenance categories*

Category	Definition
M0	Action is significant improvements to maintenance programme
M1	Action is minor improvements to maintenance programme
M2	Action is no improvements to maintenance programme

*Table 4.3: Definition of drainage categories*

Category	Definition
D0	Action is pipe drainage system is needed on pitch
D1	Action is pipe drainage is needed on pitch
D2	Action is slit drainage is needed on pitch
D3	No action is needed on pitch drainage

*Table 4.4: Quality ratings based on maintenance and drainage scores*

		Maintenance		
		Poor (M0)	Adequate (M1)	Good (M2)
Drainage	Natural Inadequate (D0)	Poor	Poor	Standard
	Natural Adequate (D1)	Poor	Standard	Good
	Pipe Drained (D2)	Standard	Standard	Good
	Pipe and Slit Drained (D3)	Standard	Good	Good

- 4.7. Overall in Kirklees there is one good quality senior pitch, five standard quality senior pitches and one poor senior pitch. There is also one poor quality mini pitch:

Senior pitches			Mini pitches		
Good	Standard	Poor	Good	Standard	Poor
1	5	1	-	-	1

## KIRKLEES PLAYING PITCH ASSESSMENT

- 4.8. The table below shows the agreed quality ratings for each of the sites in Kirklees based on a combination of non-technical site assessment scores as well as user ratings

Table 4.5: Site quality ratings

Site ID	Site name	Community use?	Tenure	Analysis area	Pitch type	Non tech score	Quality rating	No. of pitches	Comments
32	Cleckheaton Sports Club	Yes	Secured	Batley & Spen	Senior	M2/D0	Standard	1	The Club has a dedicated volunteer grounds man who maintains the pitch. The Club invested in a slitting machine which has further increased the quality of the maintenance. There is only natural drainage in place.
89	Huddersfield YMCA Sports & Social Club	Yes	Secured	Huddersfield	Senior	M1/D1	Standard	1	The second pitch at the ground has natural drainage. There are some waterlogging problems in the winter and evidence of rusting on the posts. The pitch is partially floodlit for training purposes.
					Senior	M1/D3	Good	1	The main pitch at the ground is pipe and slit drained with adequate maintenance which gives an overall score of good. The pitch is fully floodlit.
115	Lockwood Park	Yes	Secured	Huddersfield	Senior	M1/D2	Standard	3	Three senior pitches at the site currently rated as standard due to pipe drainage. The Club has recently secured Sport England protecting playing fields funding which will include maintenance and will improve pitch 1 to the score of 'M2' for maintenance. The first team pitch has floodlights.
					Mini	M1/D0	Poor	1	One mini pitch is also rated as poor due to drainage.

## KIRKLEES PLAYING PITCH ASSESSMENT

Site ID	Site name	Community use?	Tenure	Analysis area	Pitch type	Non tech score	Quality rating	No. of pitches	Comments
331	Whitcliffe Mount Playing Fields	Yes	Unsecured	Batley & Spen	Senior	M1/D0	Poor	2	The two pitches at the site are local authority/school pitches and are maintained by external contractors. The rugby posts are rusty and in need of repainting.

## KIRKLEES PLAYING PITCH ASSESSMENT

---

### ***Ancillary facilities***

- 4.9. All clubs in Kirklees have access to changing room provision for games at their home ground.

#### *Cleckheaton RFC*

- 4.10. There are two changing rooms at the site; each has communal showers and toilets. There is also one officials changing room. Facilities are secured during matches and there is disabled access, a clubroom, kitchen and car parking available. Users rate the changing accommodation as poor and the showers as standard.

- 4.11. The main issue for the Club is the age of the building and the shared access with the cricket club. The building is two storeys with central heating only servicing the ground floor and storage tanks used for the hot water system which is not always sufficient after games. For the rugby teams, showers and toilets are located on the ground floor whilst the changing accommodation is upstairs. The Club would like to modernise the building with a small ground floor extension to provide separate ensuite facilities for both rugby and cricket teams, especially for when the seasons overlap.

#### *Huddersfield RFC*

- 4.12. There are nine changing rooms at the home ground at Lockwood Park. All changing rooms have ensuite showers. There is one officials changing room. Changing facilities are secured during matches and adequate car parking is available. The site is located on a flood plain but has not been affected by flooding in the last three years. Users rate both the showers and changing accommodation as good.

#### *Huddersfield YMCA RFC*

- 4.13. There are eight changing rooms at the home ground each with showers and there is one officials changing room. The site has access for the disabled, a clubroom and kitchen. There is car parking; however, this is not adequate for all pitches. Users rate showers and changing accommodation as good.

### ***Security of tenure***

- 4.14. Each club owns the home ground and is responsible for the management and running of it. Cleckheaton RFC also uses a second site at Whitcliffe Mount Playing Fields which are leased from the School on a yearly rolling contract.



## KIRKLEES PLAYING PITCH ASSESSMENT

### 4.3: Demand

#### *Competitive play*

- 4.15. Three rugby union clubs are from the Kirklees area. The clubs consist of 11 senior, 12 junior and 17 mini teams. There is also one senior team from the University of Huddersfield that play within Kirklees.

Table 4.6: Summary of demand

Club	Analysis area	Team type	Team play	No. of rugby union teams		
				Senior	Juniors	Mini
Cleckheaton	Batley & Spen	1 <sup>st</sup> , 2 <sup>nd</sup> , 3 <sup>rd</sup> , 4 <sup>th</sup>	League	4	-	-
Cleckheaton	Batley & Spen	U14-U17	League	-	4	-
Cleckheaton	Batley & Spen	U7-U12	League	-	-	6
<b>TOTAL</b>				<b>4</b>	<b>4</b>	<b>6</b>
Huddersfield	Huddersfield	1 <sup>st</sup> , 2 <sup>nd</sup> , 3 <sup>rd</sup>	League	3	-	-
Huddersfield	Huddersfield	U13-U18	League	-	6	-
Huddersfield	Huddersfield	U7-U12	League	-	-	6
<b>TOTAL</b>				<b>3</b>	<b>6</b>	<b>6</b>
Huddersfield YMCA	Huddersfield	1 <sup>st</sup> , 2 <sup>nd</sup> , 3 <sup>rd</sup> , 4 <sup>th</sup>	League	4	-	-
Huddersfield YMCA	Huddersfield	U15,U13	League	-	2	-
Huddersfield YMCA	Huddersfield	U11,U10,U9,U7/8	League	-	-	4
Huddersfield YMCA	Huddersfield	U6	Friendly	-	-	1
<b>TOTAL</b>				<b>4</b>	<b>2</b>	<b>5</b>
Uni. of Huddersfield	Huddersfield	1st	League	1	-	-
<b>TOTAL</b>				<b>1</b>	<b>-</b>	<b>-</b>
<b>KIRKLEES TOTAL</b>				<b>12</b>	<b>12</b>	<b>17</b>

#### *Training*

- 4.16. All teams train at their home ground. Huddersfield RFC and Huddersfield YMCA RFC teams train solely at the home ground. Cleckheaton teams train at the home ground as well as off site as the home pitch cannot accommodate all of the training requirements. Training off site takes place at Whitcliffe Mount (July to September) as well as Spenborough running track and outside the Borough at Tong School on the 3G pitch (October-March).
- 4.17. Each club has access to one floodlit pitch at the home ground. Whilst this is convenient it also means that all teams are restricted to train on the same pitch due to a lack of other floodlit areas. This reduces the capacity for match play on those pitches and means that they are much more likely to be over played.
- 4.18. In order to preserve its pitch Cleckheaton RFC has some of its teams training off site, however it is often difficult to find appropriate affordable sites, hence why the other two clubs continue to use the floodlit pitches at the home ground despite the impact it has on quality and capacity.

# KIRKLEES PLAYING PITCH ASSESSMENT

## **Casual usage**

- 4.19. In addition to regular competitive play and training, all of the sites host additional play such as tag and touch. At Cleckheaton there are also summer sports camps and activities, at Huddersfield RFC there is a summer hockey festival. Although not quantifiable as the casual use is on an ad hoc basis, the additional use will impact on the quality of the pitches.

## **Unmet/latent demand**

- 4.20. Unmet demand is existing demand that is not getting access to pitches. It is usually expressed, for example, where a team is already training but is unable to access a match pitch or where a league has a waiting list due to a lack of pitch provision, which in turn is hindering its growth.
- 4.21. Although there is no unmet demand per se currently in Kirklees there are instances when demand cannot be met. For example, in extreme weather (e.g. heavy rain and frost), the pitch at Cleckheaton RFC is preserved and the teams move to Whitcliffe Mount to play. This displaces the teams from that site which means those teams have no pitch to play on and matches are cancelled.
- 4.22. All three clubs report that if more pitches were available they would have more teams. Both Huddersfield YMCA and Cleckheaton state that there would be more junior and mini teams and Huddersfield RFC state that the University would have a regular second team.

## **Future demand**

- 4.23. Future demand can be defined in two ways, through participation increases and using population forecasts. Team generation rates are used below as the basis for calculating the number of teams likely to be generated in the future based on population growth.
- 4.24. The clubs have also indicated growth aspirations for the future and these are also detailed below.

*Table 4.7: Team generation rates*

Age group	Current population within age group	Current no. of teams	Team Generation Rate	Future population within age group	Predicted future number of teams	Additional teams that may be generated from the increased population
Senior Mens (19-45)	77,816	13	1:5,986	81,931	13.7	0.7
Senior Women (19-45)	76,830	0	0	80,239	0.0	0.0
Junior Boys (13-18)	16,503	15	1:1,100	18,136	16.5	1.5
Junior Girls (13-18)	15,751	0	0	17,445	0.0	0.0
Mini rugby mixed (7-12)	30,818	18	1:1,712	35,578	20.8	2.8

## KIRKLEES PLAYING PITCH ASSESSMENT

---

- 4.25. The future increase in population will create enough demand for the formation of one senior, two junior and three mini teams across the Borough. This does not, however, take into consideration contextual events such as any upcoming 2015 Rugby World Cup initiatives, which may drive interest in participation and subsequent demand for pitches.
- 4.26. All three clubs report an intention to increase the number of players/teams within their clubs, totalling two senior teams and five junior teams. Huddersfield RFC indicates an increase of three teams; one senior mens, one youth girls and a boys' colts' team. Cleckheaton wishes to expand by a senior men's and a youth boys' team. Huddersfield YMCA hopes to recruit 10 new youth players in order to create additional boys and potentially a girls' team. The Club has also started a rugby league section with the hope of attracting more players that will play both codes.

### 4.4: Capacity analysis

- 4.27. The capacity for pitches to regularly accommodate competitive play, training and other activity over a season is most often determined by quality. As a minimum, the quality, and therefore the capacity, of a pitch affect the playing experience and people's enjoyment of playing rugby. In extreme circumstances it can result in the inability of the pitch to cater for all or certain types of play during peak and off peak times. To enable an accurate supply and demand assessment of rugby pitches, the following assumptions are applied to site by site analysis:
- ◀ All sites that are used for competitive rugby matches (regardless of whether this is secured community use) are included on the supply side.
  - ◀ All competitive play is on senior sized pitches (except for where mini pitches are provided).
  - ◀ From U13 upwards, teams play 15 v15 and use a full pitch.
  - ◀ Mini teams (U6-12) play on half of a senior pitch i.e. two teams per senior pitch.
  - ◀ For senior and youth teams the current level of play per week is set at 0.5 for each match played based on all teams operating on a traditional home and away basis (assumes half of matches will be played away).
  - ◀ For mini teams, play per week is set at 0.25 for each match played based on all teams operating on a traditional home and away basis and playing across half of one adult team.
  - ◀ All male adult club rugby takes place on a Saturday afternoon.
  - ◀ All U13-18 rugby takes place on a Sunday morning.
  - ◀ Training that takes place on club pitches is reflected by the addition of team equivalents.
  - ◀ Team equivalents have been calculated on the basis that 30 players (two teams) train on the pitch for 90 minutes (team equivalent of one) per night.
- 4.28. As a guide, the RFU has set a standard number of matches that each pitch should be able to accommodate. Capacity is based upon a basic assessment of the drainage system and maintenance programme ascertained through a combination of the quality assessment and the club survey as follows:

## KIRKLEES PLAYING PITCH ASSESSMENT

Table 4.8: Pitch capacity (matches per week) based on quality assessments

		Maintenance		
		Poor (M0)	Adequate (M1)	Good (M2)
Drainage	Natural Inadequate (D0)	0.5	1.5	2
	Natural Adequate or Pipe Drained (D1)	1.5	2	3
	Pipe Drained (D2)	1.75	2.5	3.25
	Pipe and Slit Drained (D3)	2	3	3.5

- 4.29. This guide should only be used as a very general measure of potential pitch capacity and does not account for specific circumstances at time of use and assumes average rainfall and an appropriate end of season rest and renovation programme.
- 4.30. The figures are based upon a pipe drained system at 5m centres that has been installed in the last eight years and a slit drained system at 1m centres completed in the last five years.

### ***The peak period***

- 4.31. In order to fully establish actual spare capacity, the peak period needs to be established. The peak time for demand of senior rugby pitches is Saturday PM. The peak time for junior and mini teams is Sunday AM, although junior teams play on senior pitches.

## KIRKLEES PLAYING PITCH ASSESSMENT

Table 4.9: Rugby union provision and level of community use for pitches used by Kirklees teams

Site ID	Site name	Security of tenure	Analysis area	Pitch type	Quality rating	No. of pitches	Floodlit?	Match equivalent sessions (per week)	Site capacity (sessions per week)	Capacity rating	Comments
32	Cleckheaton Sports Club	Secured	Batley & Spen	Senior	M2/D0 Standard	1	Yes	3	2	+1	Two matches per week and one match equivalent training session mean that the Site is over played.
									<b>Total:</b>	<b>+1</b>	
331	Whitcliffe Mount Playing Fields	Unsecured	Batley & Spen	Senior	M1/D0 Poor	2	No	5	3	+2	The second ground of Cleckheaton RFC has five matches per week of both senior and juniors which mean that the pitches are over played by two match sessions due to poor quality.
									<b>Total:</b>	<b>+2</b>	
64	Greenhead College Sports Field – Rugby League Pitch	Secured	Huddersfield	Senior	Standard	1	No	3	3	0	Pitch used for both rugby union and rugby league matches and is also likely to have other curriculum usage. Pitch at capacity.
									<b>Total:</b>	<b>0</b>	
89	Huddersfield YMCA Sports & Social Club	Secured	Huddersfield	Senior	M1/D1 Standard	1	No	2.5	2	+0.5	Used for 2.5 matches each week the pitch is slightly over played by 0.5 sessions.
89	Huddersfield YMCA Sports & Social Club	Secured	Huddersfield	Senior	M1/D3 Good	1	Yes	7	3	+4	Majority of training takes place on this pitch due to having floodlights which increases over play. 11v11 football over marked on the rugby pitch also decreases capacity for rugby use.
									<b>Total:</b>	<b>+4.5</b>	3 <sup>rd</sup> pitch not currently in use. This could help to alleviate over play.
115	Lockwood Park	Secured	Huddersfield	Senior	M1/D2 Standard	1	Yes	3	2.5	+0.5	Matches and training means that the pitch is over played due to being the only floodlit pitch.
115	Lockwood Park	Secured	Huddersfield	Senior	M1/D2 Standard	2	No	6	5	+1	Six matches across the two pitches of both adult and junior.
115	Lockwood Park	Secured	Huddersfield	Mini	M1/D0 Poor	1	No	2.5	1.5	+1	Five mini teams playing on the pitch means that the pitch is over played.
									<b>Total:</b>	<b>+2.5</b>	Overall the site is over played by 2.5 match equivalents.

# KIRKLEES PLAYING PITCH ASSESSMENT

---

## 4.5: Supply and demand analysis

### *Spare capacity*

- 4.32. The next step is to ascertain whether or not any identified 'potential capacity' can be deemed 'actual capacity'. There may be situations where, although a site is highlighted as potentially able to accommodate some additional play, this should not be recorded as spare capacity against the site. For example, a site may be managed to regularly operate slightly below full capacity to ensure that it can cater for a number of regular friendly matches and activities that take place but are difficult to quantify on a weekly basis.
- 4.33. All pitches currently used within Kirklees are overplayed and it cannot therefore be considered that there is any spare capacity in the Area.

### *Overplay*

- 4.34. All pitches are currently overplayed. Some overplay is more significant e.g. four match equivalent sessions at Huddersfield YMCA than others; 0.5 match sessions on the main pitch at Lockwood Park for example, but overall in the Borough there is a current shortfall of ten match equivalent sessions.

## 4.6: Conclusions

- 4.35. The main reason for overplay is training on match pitches. Clubs are reluctant to hire secondary pitches for training due to the additional costs involved and instead look to develop their own grounds in order to accommodate demand. Cleckheaton RFC, however, has very little choice in using alternative sites for training as it cannot accommodate demand at the home ground and there are no floodlights at the Whitcliffe Mount site.

### *Senior pitches- Sat pm*

- 4.36. One pitch at Lockwood Park would be available on Saturdays if quality improved. No other senior pitches are unused at this time.

### *Senior pitches- Sun am*

- 4.37. No pitches would be available on Sunday mornings regardless of quality, i.e. all are used.

### *Mini pitches – Sun am*

- 4.38. The one mini pitch at Lockwood Park is already used on Sunday mornings and would not therefore be available regardless of quality.

# KIRKLEES PLAYING PITCH ASSESSMENT

---

## ***Likely nature of any actions***

### *Preventing overplay*

- 4.39. As highlighted previously, one of the main reasons for overplay is training. Increasing floodlighting, i.e. installing floodlights on additional pitches, would help to alleviate some of the over play on the training pitches. However, due to the quality of the remaining pitches, and the extent of the over play, pitch improvements would also need to be made in order that the pitches would be able to take more play if additional floodlighting was installed.
- 4.40. There is evidence to suggest the need for alternative training venues of which a site with a World Rugby compliant pitch would offer the greatest benefits. The pitch could be used for training purposes during the week but could also offer additional match sessions if demand increases as it is expected to and with current pitches already at capacity.
- 4.41. Improving the quality of the third pitch and bringing it back into use at Huddersfield YMCA would also help to alleviate the majority of over play at the site.

#### **Rugby union summary**

- ◀ There are three community clubs and one University club servicing Kirklees, consisting of 41 teams (12 senior, 12 junior and 17 minis).
- ◀ In total, there are eight senior pitches and one mini; all of which are available for community use and used.
- ◀ Of the senior pitches one is rated as good quality, five as standard and two as poor. The mini pitch is rated as poor. Poor quality is a combination of over use, poor weather and inadequate maintenance.
- ◀ There is no spare capacity on any of the pitches within Kirklees and all are over played.
- ◀ The main reason for over play is excessive training on the pitches. Only Cleckheaton RFC trains off site and this is due to having only one pitch at the home ground.
- ◀ Clubs choose to train at the home ground in order to avoid additional costs.
- ◀ Floodlighting would help to alleviate over play, however, pitch improvements would also be required.
- ◀ A World Rugby compliant pitch could also offer an alternative training venue for teams in order to reduce over play. The pitch could also offer spare capacity for fixtures should demand increase as predicted.



# KIRKLEES PLAYING PITCH ASSESSMENT

## 5. RUGBY LEAGUE

### Introduction

- 5.1. The Rugby Football League (RFL) is the governing body for rugby league in Britain and Ireland. It administers the England national rugby league team, the Challenge Cup, Super League and the Championships which form the professional and semi-professional structure of the game structure in the UK.
- 5.2. The RFL also administers the amateur and junior game across the country in association with the British Amateur Rugby League Association (BARLA).
- 5.3. There are currently two rugby league seasons running in Kirklees, the summer season (from February to September) and the winter season (from September to May). All ladies rugby league is played during the winter season in Kirklees. Men's is a combination of winter and summer rugby. For example, the Pennine League operates throughout the winter whereas the National Conference League operates through the summer months (after switching from winter rugby in 2011). All junior and primary level rugby takes place as part of the Yorkshire Junior League and is played in the summer season between March and October.
- 5.4. There is one professional club in the Borough; Huddersfield Giants, which plays at John Smiths Stadium and competes in the RFL Super League. There are also two semi-professional clubs; Dewsbury Rams which plays at Tetleys Stadium and Batley Bulldogs which plays at Batley Bulldogs FC (formerly known as Mount Pleasant, currently operating as the [loverugbyleague.com](http://loverugbyleague.com) Stadium). Both teams play in the Kingstone Press Championship.

### Consultation

- 5.5. In addition to consultation with RFL, feedback from the 27 clubs playing in Kirklees was received through face to face consultation or via online survey. A response rate of 81% was achieved (22 clubs). Results are used to inform key issues within this section of the report.

### Supply

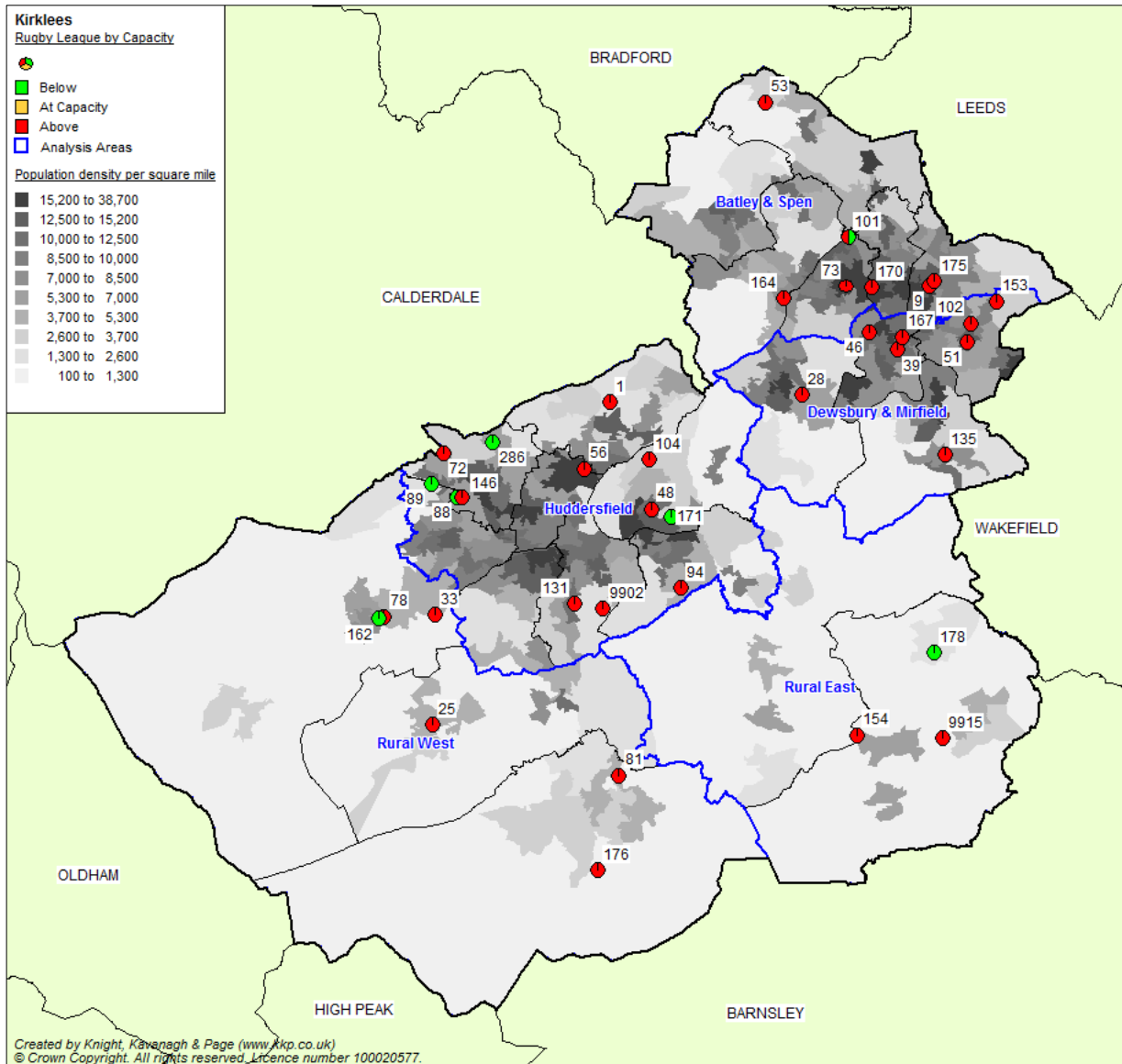
- 5.6. There are 59 dedicated rugby league pitches in Kirklees (47 senior, 10 junior and two primary) across 38 sites. All but five pitches are available for community use in some capacity. Greenhead College (senior pitch) and Mirfield Free Grammar School (two senior pitches) are education sites which do not allow use beyond school teams, whilst the remaining two unavailable pitches are located at Batley Bulldogs RLFC and Dewsbury Rams RLFC, both of which are semi-professional clubs.

*Table 5.1: Summary of grass rugby league pitches*

Analysis area	No. of available pitches	No. of unavailable pitches
Batley & Spen	8	1
Dewsbury & Mirfield	19	3
Huddersfield	14	1
Rural East	4	-
Rural West	9	-
<b>KIRKLEES</b>	<b>54</b>	<b>5</b>

# KIRKLEES PLAYING PITCH ASSESSMENT

Figure 5.1 Location of rugby league pitches



## KIRKLEES PLAYING PITCH ASSESSMENT

Table 5.2: Key to map

Site ID	Site name	Analysis area	Community use	No. of senior pitches	No. of junior pitches	No. of primary pitches
1	All Saints Catholic College	Huddersfield	Yes-unused	1	-	
9	Batley Bulldogs RLFC (Mount Pleasant Stadium)	Batley & Spen	No/Yes	1	-	1
25	Broadlands Recreation Ground	Rural West	Yes	1	1	
28	Castle Hall Academy	Dewsbury & Mirfield	Yes	1	-	
33	Colne Valley High School	Rural West	Yes-unused	2	-	
39	Crow Nest Park	Dewsbury & Mirfield	Yes	1	1	1
46	Dewsbury Moor ARLFC	Dewsbury & Mirfield	Yes	1	2	
48	Dram Sports And Community Centre	Huddersfield	Yes	1	1	
51	Manor Croft Academy	Dewsbury & Mirfield	Yes-unused	1	-	
53	East Bierley Recreation Ground	Batley & Spen	Yes	1	-	
56	Fartown Arena	Huddersfield	Yes	1	1	
64	Greenhead College Sports Field	Huddersfield	No	1	-	
72	Heather Leigh Recreation Ground	Huddersfield	Yes	1	-	
73	Heckmondwike Grammar School	Batley & Spen	Yes-unused	1	-	
78	Hollins Glen Recreation Ground	Rural West	Yes	1	-	
81	Holmfirth High School Sports Field	Rural West	Yes-unused	1	-	
88	Huddersfield New College	Huddersfield	Yes-unused	1	-	
89	Huddersfield YMCA Sports & Social Club	Huddersfield	Yes	1	-	
94	King James' School	Huddersfield	Yes-unused	1	-	
101	Leeside School Fields	Batley & Spen	Yes	1	1	
102	Leeds Road Paul Hinchcliffe Memorial Ground	Dewsbury & Mirfield	Yes/ Yes-unused	2	-	
104	Leeds Road Sports Complex	Huddersfield	Yes	1	-	
124	Mirfield Free Grammar School Sports Field	Dewsbury & Mirfield	No	2	-	
131	Newsome High School And Sports College	Huddersfield	Yes-unused	1	-	
135	Overthorpe Park Playing Fields	Dewsbury & Mirfield	Yes	2	-	

## KIRKLEES PLAYING PITCH ASSESSMENT

Site ID	Site name	Analysis area	Community use	No. of senior pitches	No. of junior pitches	No. of primary pitches
146	Salendine Nook High School	Huddersfield	Yes-unused	1	-	
153	Shaw Cross Sharks ARLFC	Dewsbury & Mirfield	Yes	2	1	
154	Shelley College	Rural East	Yes-unused	2	-	
162	Slaithwaite Spa	Rural West	Yes	2	-	
164	Spen Valley Sports College	Rural West	Yes-unused	1	-	
167	St John Fisher Catholic High School	Batley & Spen	Yes-unused	-	1	
170	Staincliffe Playing Fields & Cricket Ground	Dewsbury & Mirfield	Yes	1	-	
171	Standiforth Recreation Ground	Batley & Spen	Yes	1	-	
175	Taylor Street	Huddersfield	Yes	-	1	
176	The Cross Grounds	Batley & Spen	Yes	1	-	
177	The Tetleys Stadium	Rural West	No	1	-	
178	The Welfare Ground	Dewsbury & Mirfield	Yes	1	-	
286	Birchencliffe CC	Rural East	Yes	1	-	
9902	Newsome Panthers JARLFC	Huddersfield	Yes	3	-	
9915	Scisset Middle School	Dewsbury & Mirfield	Yes	1	-	

### **Ownership/management**

- 5.7. Site ownership is split fairly evenly between clubs with ownership or lease of a sport club site and clubs who rent pitches. Approximately half of the teams playing in Kirklees rent pitches, all of which are located at Council owned sites. Six teams lease their home ground site, including Underbank Rangers ARLFC which leases the Cross Grounds from the RFL at a peppercorn rate. Others include Dewsbury Rams RLFC, Newsome Panthers ARLFC and Shaw Cross Sharks ARLFC which all lease from the Council. Slaithwaite Saracens ARLFC leases a pitch at Slaithwaite Spa from a local chemical company at a peppercorn rate, whilst the other pitch onsite is owned by the Council. Two rugby league clubs own their own grounds, these are Batley Bulldogs RLFC (Mount Pleasant) and Dewsbury Moor ARLFC.
- 5.8. Only Birstall Victoria ARLFC is considered to have unsecured tenure of its home ground located at Leaside School Playing Fields. The school is currently applying for academy status and would include a rebuild should the application be successful. The Council is obliged to offer the existing land onsite as potential for the rebuild, which could result in the loss of the senior rugby pitch. The Club is able to continue renting the pitch through the 2015 season regardless, though the pending decision presents uncertainty as to use of the site beyond the next year. In the event that the pitch is built on by the new academy, there is potential for the existing football pitch to become a senior rugby pitch and the Council is currently working to find an alternate pitch for the incumbent football team should this be the best outcome.

## KIRKLEES PLAYING PITCH ASSESSMENT

### *Pitch quality*

- 5.9. Non-technical site assessments were carried out for all rugby league pitches in Kirklees and assessed as one of three categories, 'good', 'standard' or 'poor'. Carrying capacity of a pitch is dependent upon the quality of a pitch which is outlined below:

Category	Capacity
Good	3 matches per week
Standard	2 matches per week
Poor	1 match per week

- 5.10. The Table below summarises pitch quality following the site visits to all pitches (including those not available for community use).

*Table 5.3: Summary of pitch quality*

Analysis area	Quality of pitches		
	Good	Standard	Poor
Batley & Spen	-	3	6
Dewsbury & Mirfield	1	14	7
Huddersfield	-	9	6
Rural East	1	-	3
Rural West	-	1	8
<b>KIRKLEES</b>	<b>2</b>	<b>27</b>	<b>30</b>

- 5.11. Just over half (51%) of rugby league pitches in Kirklees are rated as poor quality and 46% are rated as standard. The only two good quality pitches are located at The Welfare Ground and Tetleys Stadium. The pitch at The Welfare Ground is marked over the football pitch and is well maintained by Emley FC which plays within the football pyramid system. Tetleys Stadium is home to semi-professional club Dewsbury Rams which has dedicated grounds men working part time on pitch maintenance, whilst the amount of play and training on the pitch is monitored by the club.
- 5.12. Pitch quality is impacted largely by two factors; play and maintenance. As the majority of rugby league pitches in Kirklees are Council owned the quality and regularity of maintenance can vary depending on resources and budgets. As budgets continue to be reduced the quality of council owned pitches is also likely to deteriorate further. Most (58%) responding clubs report that the home pitch has not improved in quality (no difference). A further 16% stated that the pitch has worsened (slightly poorer) since the previous season, whilst 26% believe that pitch quality has improved (slightly better or much better), main reasons given included an increase in maintenance work and a change to summer season rugby.
- 5.13. As rugby league in Kirklees is played across two seasons, i.e. summer and winter, there is match play and training on the majority of pitches all year round. This means that pitches tend to be wet and boggy in winter, and dry, hard and patchy in summer. Coupled with the fact that it is then difficult to find sufficient time for pitch remediation and maintenance, many pitches are therefore assessed as poor quality in Kirklees.

## KIRKLEES PLAYING PITCH ASSESSMENT

---

- 5.14. A number of clubs competing in the National Conference League (NCL) previously had the opportunity to be part of the RFL pitch maintenance programme, through which clubs paid a fee for improvement work which was part funded by the RFL. Underbank Rangers were also part of the programme but had to withdraw as they were unable to afford the costs, yet are hoping to join again.

### ***Ancillary facilities***

- 5.15. Changing facilities where present are generally regarded as poor. Most clubs in Kirklees have access to changing room provision for home games, though several make use of structures which may not be ideal, often located away from the pitch site. For example, Birstall Victoria ARLFC has no access to the changing rooms at Leaside School and no external changing facility onsite, subsequently having to make use of the concert room at a local working men's club. The Club reports that this presents a child welfare issue, with mixed sex primary age group teams having no access to separate changing rooms and both having to do so whilst sharing the building with an adult men's football team on Sunday mornings. Similarly, Emley Moor ARLFC leases an old classroom at Scisset Middle School which it has converted to changing facilities and added a porta cabin extension. Slaithwaite Saracens ARLFC reports that there is no changing facilities onsite at Slaithwaite Spa.
- 5.16. East Bierley Recreation Ground has particularly poor changing facilities onsite which are used by Birkenshaw ARLFC and some football teams. Batley Boys ARLFC also reports a lack of toilet facilities at Taylor Street as the changing rooms are located offsite.

### ***Facilities development***

- 5.17. Dewsbury Rams RLFC has an opportunity to develop the home ground at the Tetley Stadium. Funds are available through section 106 contributions subject to approval, tied in with residential development on nearby greenbelt land. Any developments subject to further feasibility work.
- 5.18. Shaw Cross Sharks ARLFC is currently planning to add an extension to its clubhouse building, in order to build a further four changing rooms onsite. The club wants to have a separate changing area for females, to cater for the existing girls teams and also to enable the creation of a women's team in future. Planning permission has been granted and the club is in the process of acquiring the land from the Council on which it plans to extend, with the intention of applying for Sport England Inspired Facilities funding.
- 5.19. Should Leaside School choose not to build on the senior rugby pitch, Birstall Victoria ARLFC plans to work alongside the RFL to agree community use of the site with the newly titled academy. As such, the RFL has stated that it would seek to support the Club as part of an application for funding to provide a modular changing block onsite.

## KIRKLEES PLAYING PITCH ASSESSMENT

- 5.20. Huddersfield Giants RLFC owns the site at Woodfield Park Sports Ground where there is one rugby league and one cricket pitch, both of which are disused and derelict. The Club reports that the rugby league pitch is too short and the cricket pitch is uneven, otherwise it could be used as potential rugby league pitches. The senior team currently trains daily at Leeds Road Sports Complex where the open access facilities are not of the required quality to cater for an elite level team. The Club sees Woodfield Park Sports Ground as a potential solution to its long term training needs and would like to build a grass senior rugby league pitch as well as a 3G pitch for training use.
- 5.21. East Bierley Recreation Ground has poor quality changing facilities which are in need of replacement. Birkenshaw ARLFC plays at the site along with local football teams, which are part of the East Bierley Community Sports Association. The Club reports that unless the quality of changing provision can be improved, it is likely that it will move from the site to seek a home pitch in Bradford and that the resident football teams would probably do the same, leaving the site unused. The clubs have come together in an attempt to fund a new changing block and have secured funding from Sport England and the Football Stadia Improvement Fund, however; the requirements specified to cater for three teams as part of one structure has caused building costs to rise to an estimated £220,000. The current shortfall is in the region of £120,000 and the association continues to seek further funding for the project.

### 5.3: Demand

- 5.22. Demand for rugby league pitches in Kirklees tends to fall within the categories of organised competitive play and organised training.

#### *Competitive play*

- 5.23. There are a total of 134 rugby league teams competing in Kirklees. This is made up of 35 senior, 46 junior (U13-U18) and 53 primary (U7-U12) teams. The majority of demand is based around the Dewsbury & Mirfield Analysis Area with 67 of the 134 teams based there.
- 5.24. Of the 35 senior teams, there are three ladies teams, one men's University team and three College teams. Girls are able to play primary rugby in mixed teams up to the age of 12, after which they play in specific girls teams at junior level up to the age of 18. There are six girls' teams in Kirklees across three different clubs (Birstall Victoria ARLFC, Dewsbury Celtic ARLFC and St Joseph's ARLFC).

Table 5.4: Summary of demand by analysis area

Analysis area	No. of competitive rugby league teams		
	Senior	Junior	Primary
Batley & Spen	6	7	12
Dewsbury & Mirfield	17	25	25
Huddersfield	8	9	6
Rural East	1	-	5
Rural West	3	5	5
<b>KIRKLEES</b>	<b>35</b>	<b>46</b>	<b>53</b>



## KIRKLEES PLAYING PITCH ASSESSMENT

---

- 5.25. The majority of adult play and junior play (including juniors playing on senior pitches) takes place during the winter season. There are some exceptions to this; the National Conference League (NCL) and the Yorkshire League play in the summer, as does the RFL Super League and its associated U19 and U16 academy leagues.
- 5.26. It is important to highlight that Kirklees differs from what is now typical of most areas where rugby league is played, in that the majority of play occurs during the winter. Most clubs nationwide have made a transition to summer rugby over the past five years, including the NCL and elite level competition. The continued strength of the Pennine League in the Yorkshire area has helped to maintain demand from clubs for winter rugby, several of which field teams in both summer and winter season leagues.
- 5.27. Mirfield Stags RLFC was newly formed after the 2014 summer season and plans for its two teams to play in the Mirfield area next season. The Club has applied to join the Yorkshire Men's League to play summer rugby league from the 2015 season onwards and intends to play at Castle Hall Academy where the two parties have agreed a partnership. This increase in demand for 2015 has been acknowledged and factored into the analysis, including use for both matches and training.

### *Training*

- 5.28. Winter rugby training is accommodated across a combination of AGPs, indoor sports halls and gyms. It is a regular issue for clubs in terms of finding appropriate facilities. Little training takes place on competitive pitches in the winter as few clubs have floodlit facilities. However, keeping training off competitive pitches means that there is less overuse at some sites.
- 5.29. Throughout the summer season clubs tend to train on the pitches when light allows. Many clubs attempt to train around the outside of the pitches to avoid damaging them, but in reality a significant proportion of training takes place on the competitive pitches.
- 5.30. Access to training facilities is a real problem for many clubs. A number of teams report use of (football) 3G pitches for training, though this use would not be advised by the RFL for the purposes of contact activity and would not be the preferred surface. There are also a number of teams travelling outside of Kirklees to access facilities, for example, Emley Moor ARLFC travels to Penistone in Barnsley to access a 3G pitch for senior and junior training. Birstall Victoria ARLFC uses the 3G pitch at Batley Sports & Tennis Centre, although this has recently been condemned due to poor quality surface meaning the club will need to make alternative arrangements.
- 5.31. The situation for training is exacerbated in Kirklees because rugby league is being played throughout the whole year. In addition to this, in terms of sports development, indoor training in sports halls and gyms is not ideal, due to restricted space and hard surfaces, and is not the recommended option by the RFL. Several teams report training on such areas, including small MUGAs (Emley ARLFC & Hanging Heaton ARLFC) and indoor halls (Birstall Victoria ARLFC).
- 5.32. The training venues for teams are often inappropriate and as previously mentioned include sports halls and indoor gyms. Please see Appendix 3 for a full breakdown. Further investigation should be carried out where clubs have inappropriate or insufficient training access. Appendix 3 highlights 119.5 match equivalents of training sessions taking place. The table below shows where the training sessions take place:

## KIRKLEES PLAYING PITCH ASSESSMENT

Facility	AGP	Grass (not pitches)	Indoor/ Gym	Primary pitches	Junior pitches	Senior pitches
Match equivalents	14	4	7	2	15	77.5
Percentage	11.7%	3%	6%	1.7%	12.6%	65%

- 5.33. The table shows that 65% of all training takes place on senior match pitches. This is likely to have a huge impact on the quality of pitches for competitive play. Removing some of this training would help to alleviate some of the pressure on rugby league pitches.
- 5.34. Huddersfield Giants RLFC currently trains each weekday at Leeds Road Sports Complex between 10am and 12pm on the rugby league pitch. Academy squads also train on this pitch in the afternoons two days each week. There is also a second senior pitch marked out alongside this pitch which is also used for training, though has been discounted from the analysis because it doesn't have posts for match play. The Club stated its reluctance to add posts in the light that they are likely to get damaged as the site is openly accessible to the public. Current facilities are not of the required standard to cater for an elite level Super League club or academy level teams and it is keen to investigate alternative provision. Training is particularly problematic in poor weather as these pitches waterlog easily and access to the 3G pitch onsite is limited due to historical bookings in place from Kirklees College throughout the day.

### ***Casual use***

- 5.35. As the majority of rugby league is played on council owned pitches these sites tend to be open public spaces and are used for recreational play, dog walking and fouling etc. This additional wear and damage is an issue for clubs as it decreases the quality of the pitches and in turn the carrying capacity for matches and training.

### ***Australian Rules Football***

- 5.36. AFL England is the national governing body for Australian Rules football in England, focused towards the promotion, support and development of the sport. It is in turn affiliated to continental governing body AFL Europe. The current format of play across the UK is modified to nine players per team from the traditional 18 players, with matches usually played on rugby pitches in order to utilise the posts in place.
- 5.37. The rugby league pitch at Huddersfield YMCA Sport & Social Club is also used throughout the summer for Australian Rules football by Huddersfield Rams ARFC. The Club is developing year on year and has attracted some new young players as a result of club coaches delivering sessions in local schools. The season runs from April through to July, with matches played on Saturday afternoons and training held on the pitch midweek.

### ***Unmet demand***

- 5.38. Unmet demand is existing demand that is not getting access to pitches. It is usually expressed, for example, when a team is already training but is unable to access a match pitch, or when a league has a waiting list due to a lack of pitch provision, which in turn is hindering the growth of the League. There are no actual reports of unmet demand in Kirklees, however, nineteen pitches are overplayed mainly due to poor quality (overplay is explored later in the section).

## KIRKLEES PLAYING PITCH ASSESSMENT

### *Displaced/exported demand*

- 5.39. All demand for competitive match pitches is currently accommodated within Kirklees. However, due to the size of the Borough it is reasonable, in some cases, to describe play that takes place away from the main home ground catchment area, as displaced demand.
- 5.40. Birkenshaw ARLFC reports travelling outside of Kirklees twice each week to access training facilities, located at Tong School in Bradford. Though this would normally be qualified as displaced demand, the school is only two miles from the home pitch at East Bierley Recreation Ground. Therefore, Tong School is actually nearer to the community in which the Club is based and where most of the players live. The Club reports it may consider a permanent move into Bradford to access match pitches should it not resolve the problems with the poor quality changing facilities at East Bierley Recreation Ground.
- 5.41. Two other clubs report accessing facilities outside of Kirklees due to a lack of floodlit areas. Lindley Swifts ARLFC currently holds senior training at a school site in Calderdale, whilst Thornhill Trojans travel to Wakefield to access training facilities at Horbury School. Both clubs state they would like to train with Kirklees but are limited by a lack of access to floodlit areas.
- 5.42. Although Emley Moor ARLFC is not displaced, it does play away from its home base. The Club maintains a share in the Welfare Ground along with football and cricket teams which still play there but has since moved to play all matches both senior and junior at Scisset Middle School. Training demand is exported in the traditional sense, as it travels over 10 miles to access full size floodlit provision on a 3G pitch in Penistone.

### *Future demand*

- 5.43. Future demand can be defined in two ways, through participation increases and using population forecasts. Team generation rates are used below as the basis for calculating the number of teams likely to be generated in the future based on population growth.

*Table 5.5: Team generation rates*

Age group	Current population within age group	Current no. of teams	Team Generation Rate	Future population within age group	Predicted future number of teams	Additional teams that may be generated from the increased population
Senior Mens (19-45)	77,816	30	1:2,594	81,931	31.6	1.6
Senior Women (19-45)	76,830	4	1:19,208	80,239	4.2	0.2
Junior Boys (12-18)	18,962	44	1:431	21,162	49.1	5.1
Junior Girls (12-18)	18,351	6	1:3,059	20,351	6.7	0.7
Primary rugby mixed (7-11)	25,759	53	1:486	29,649	61.0	8.0

- 5.44. Team generation rates based on future population projections forecast the creation of at least one new men's senior team and five new junior boys teams. Increase in junior girls is not enough to culminate in the creation of a new team and it is likely that these participants will be assimilated into existing squad sizes. Predictions anticipate an increase at the primary age group, with the creation of eight new mixed sex teams.

## KIRKLEES PLAYING PITCH ASSESSMENT

Table 5.6: Summary of future demand expressed by clubs

Club	Future demand	Analysis area	Pitch requirement	
			Number <sup>5</sup>	Type
Underbank Rangers ARLFC	Under 7s	Rural West	0.5	Primary
Dewsbury Celtic ARLFC	Under 7s	Rural West	0.5	Primary
Batley Bulldogs RLFC	Under 19s	Batley & Spen	0.5	Senior
Dewsbury Rams RLFC	Reserves	Dewsbury & Mirfield	0.5	Senior
Hanging Heaton ARLFC	Senior 2nd	Dewsbury & Mirfield	0.5	Senior
Slaithwaite Saracens ARLFC	Senior 2nd	Rural West	0.5	Senior
Slaithwaite Saracens ARLFC	Under 7s	Rural West	0.5	Primary
<b>Total</b>			<b>1.5</b>	<b>Primary</b>
			-	<b>Junior</b>
			<b>2</b>	<b>Senior</b>

- 5.45. Several clubs intend to increase the number of teams for next season. Three clubs plan to add U7s teams from players currently taking part in their development group sessions. Batley Bulldogs RLFC has partnered with Kirklees College and has agreed for the college team to represent the Club as U19s for the 2015 season. Similarly, Dewsbury Rams RLFC plans to add a second senior team, although the age format at which it will play is yet to be determined as the Club takes direction from the RFL dependant on a centrally commissioned league structure. Hanging Heaton ARLFC and Slaithwaite Saracens ARLFC both plan to add a second senior team, each with the intention of entering a summer season league in 2015. This will put further pressure on pitches and reduce the amount of time available for remedial work.

### Capacity analysis

- 5.46. The capacity for pitches to regularly provide for competitive play, training and other activity over a season is most often determined by quality. As a minimum, the quality and therefore the capacity of a pitch affects the playing experience and people's enjoyment of playing. In extreme circumstances it can result in the inability of the pitch to cater for all or certain types of play during peak and off peak times.
- 5.47. As a guide, The RFL has set a standard number of matches that each grass pitch type should be able to accommodate without adversely affecting its current quality (pitch capacity). Taking into consideration the guidelines on capacity the following was concluded in Kirklees:

Pitch quality	Matches per week
Good	3
Standard	2
Poor	1

<sup>5</sup> Two teams require one pitch to account for playing on a home and away basis. Therefore 0.5 pitches can therefore be seen in the table where there is latent demand for one team.

## KIRKLEES PLAYING PITCH ASSESSMENT

---

Table 5.7 overleaf applies the above pitch ratings against the actual level of weekly play recorded to determine a capacity rating as follows:

<b>Potential capacity</b>	Play is below the level the site could sustain
<b>At capacity</b>	Play matches the level the site can sustain
<b>Overused</b>	Play exceeds the level the site can sustain

- 5.48. The next step is to ascertain whether or not any identified 'potential capacity' can be deemed 'actual capacity'. There may be situations where, although a site is highlighted as potentially able to accommodate some additional play, this should not be recorded as spare capacity against the site. For example, a site may be managed to regularly operate slightly below full capacity to ensure that it can cater for a number of regular friendly matches and activities that take place but are difficult to quantify on a weekly basis. Where actual spare capacity exists it is highlighted in the comments column in Table 5.7.

### ***The peak period***

- 5.49. In order to fully establish actual spare capacity, the peak period needs to be established. For senior rugby league matches the peak period is considered to be Saturday afternoon, however; demand for senior rugby league pitches is actually highest on Sunday mornings, due to the large number of junior (U13-U18s) teams playing on senior pitches at this time.
- 5.50. Some rugby league pitches in Kirklees are played all year round i.e. both in summer and winter seasons. The capacity table is generated based on play occurring throughout the winter season, as this is when the majority of pitches receive the most use. However, it is clearly indicated when play takes place on pitches throughout the summer season, as it may be considered that these pitches are actually overplayed as they do not have any rest, which is the case for of a number of clubs playing all year round.
- 5.51. Rugby league within schools is considered to be a winter sport and as such all school fixtures take place throughout the winter season. School pitches are also used regularly to accommodate curriculum use and school training sessions. In order to reflect this, an additional three match equivalent sessions of play has been added per pitch at school sites where applicable.

## KIRKLEES PLAYING PITCH ASSESSMENT

Table 5.7: Rugby league capacity table (community use pitches)

Site ID	Site name	Analysis area	Pitch type	Quality rating	No. of pitches	Peak season usage	Match equivalent sessions (per week*)	Site capacity (sessions per week)	Capacity rating	Comments
9	Batley Bulldogs RLFC (Mount Pleasant Stadium)	Batley & Spen	Primary	Standard	1	Summer	3	2	1	Small pitch beside stadium used by Batley Boys ALRFC
53	East Bierley Recreation Ground	Batley & Spen	Senior	Poor	1	Summer	1	1	-	Pitch used by Birkenshaw ARLFC, some drainage issues, changing rooms onsite are priority issue. Used all year round, juniors play in summer, seniors play in winter.
73	Heckmondwike Grammar School	Batley & Spen	Senior	Poor	1	Winter	1 + 3	1	3	School use only. Three match sessions added to reflect use
101	Leeside School Fields	Batley & Spen	Junior	Poor	1	Summer	3	1	2	Birstall Victoria ARLFC junior section play on the pitch throughout the summer season.
101	Leeside School Fields	Batley & Spen	Senior	Poor	1	Summer	0.5	1	-0.5	The pitch is used in the summer season by Birstall Victoria ARLFC, though there may be some junior play when required.
164	Spen Valley Sports College	Batley & Spen	Senior	Standard	1	Winter	1 + 3	2	2	School use only. Three match sessions added to reflect use.

## KIRKLEES PLAYING PITCH ASSESSMENT

Site ID	Site name	Analysis area	Pitch type	Quality rating	No. of pitches	Peak season usage	Match equivalent sessions (per week*)	Site capacity (sessions per week)	Capacity rating	Comments
170	Staincliffe Playing Fields & Cricket Ground	Batley & Spen	Senior	Poor	1	Summer	1.5	1	0.5	The pitch is used all year round in both winter and summer seasons. Drainage is poor and in winter becomes very boggy. Also prone to dog fouling. No spare capacity due to all year round use.
175	Taylor Street	Batley & Spen	Junior	Poor	1	Summer	5.5	1	4.5	Pitch has recently been leveled out and reseeded.
28	Castle Hall Academy	Dewsbury & Mirfield	Senior	Standard	1	Summer	3 + 3	2	4	Future matches and training from Mirfield Stags RLFC with any additional school activity will result in overuse.
39	Crow Nest Park	Dewsbury & Mirfield	Junior	Poor	1	Summer	2.5	1	1.5	Site is subject to frequent dog fouling and unofficial use
39	Crow Nest Park	Dewsbury & Mirfield	Primary	Poor	1	Summer	2	1	1	Site is subject to frequent dog fouling and unofficial use
39	Crow Nest Park	Dewsbury & Mirfield	Senior	Poor	1	Summer	1	1	-	Dewsbury Celtic ARLFC senior teams play all year round in both the NCL and Pennine League. The pitch has a perimeter rail on three sides but one end is left open and separated with rope on match day as it is too close to the primary pitch to be safely railed. No spare capacity due to all year round use.



## KIRKLEES PLAYING PITCH ASSESSMENT

Site ID	Site name	Analysis area	Pitch type	Quality rating	No. of pitches	Peak season usage	Match equivalent sessions (per week*)	Site capacity (sessions per week)	Capacity rating	Comments
46	Dewsbury Moor ARLFC	Dewsbury & Mirfield	Junior	Standard	2	Summer	3	4	-1	Some spare capacity but used both Saturdays and Sundays for primary and junior matches
46	Dewsbury Moor ARLFC	Dewsbury & Mirfield	Senior	Standard	1	Winter	3	2	1	Mostly winter use, though Heavy Woollen Donkeys ARLFC use in summer. No spare capacity due to all year round use.
51	Manor Croft Academy	Dewsbury & Mirfield	Senior	Standard	1	Winter	1 + 3	2	2	School use only. Three match sessions added to reflect use
102	Bywell Playing Fields	Dewsbury & Mirfield	Senior	Poor	1	Summer	9	1	8	One pitch is used as a secondary venue by Shaw Cross Sharks ARLFC, though it only uses the one pitch.
102	Bywell Playing Fields	Dewsbury & Mirfield	Senior	Poor	1	Winter	2.5	1	1.5	Pitch used by Hanging Heaton ARLFC throughout the winter for matches and training.
135	Overthorpe Park Playing Fields	Dewsbury & Mirfield	Senior	Poor	2	Summer	7	2	5	Pitch drains well however is used all year round for senior and junior rugby.
153	Shaw Cross Sharks ARLFC	Dewsbury & Mirfield	Junior	Standard	1	Summer	2.5	2	0.5	Sometimes has an issue with dog fouling.
153	Shaw Cross Sharks ARLFC	Dewsbury & Mirfield	Senior	Standard	2	Summer	6.5	4	2.5	Pitch maintained by the council, part of the NCL pitch maintenance scheme.
167	St John Fisher Catholic High School	Dewsbury & Mirfield	Junior	Standard	1	Winter	1 + 3	2	2	School use only. Three match sessions added to reflect use.

## KIRKLEES PLAYING PITCH ASSESSMENT

Site ID	Site name	Analysis area	Pitch type	Quality rating	No. of pitches	Peak season usage	Match equivalent sessions (per week*)	Site capacity (sessions per week)	Capacity rating	Comments
9902	Newsome Panthers JARLFC	Dewsbury & Mirfield	Senior	Standard	3	Summer	9.75	6	3.75	Overplay derives from junior play and training on match pitches due to a lack of floodlit training areas.
1	All Saints Catholic College	Huddersfield	Senior	Standard	1	Winter	1 + 3	2	2	School use only. Three match sessions added to reflect use
48	Dram Sports And Community Centre	Huddersfield	Junior	Standard	1	Summer	5	2	3	Club would like to install perimeter fence to the junior pitch. Used throughout winter for matches and training.
48	Dram Sports And Community Centre	Huddersfield	Senior	Standard	1	Summer	2.5	2	0.5	Used by senior team in summer as well as older junior teams in winter. No spare capacity due to all year round use.
56	Fartown Arena	Huddersfield	Junior	Poor	1	Summer	4.5	1	3.5	Pitch is used for both junior matches and training.
56	Fartown Arena	Huddersfield	Senior	Standard	1	Winter	2.5	2	0.5	Pitch is used for both senior matches and training.
72	Heather Leigh Recreation Ground	Huddersfield	Senior	Poor	1	Summer	1	1	-	Played to capacity, used as junior venue by Lindley Swifts ARLFC.
88	Huddersfield New College	Huddersfield	Senior	Standard	1	Winter	0.5	2	-1.5	The college Rugby League Academy plays fixtures on Wednesday afternoons in the Colleges Rugby League.

## KIRKLEES PLAYING PITCH ASSESSMENT

Site ID	Site name	Analysis area	Pitch type	Quality rating	No. of pitches	Peak season usage	Match equivalent sessions (per week*)	Site capacity (sessions per week)	Capacity rating	Comments
89	Huddersfield YMCA Sports & Social Club	Huddersfield	Senior	Standard	1	Summer	1.5	2	-0.5	Re-marked in winter as a rugby union pitch, used all year. Also used by Huddersfield Rams AFL for matches and training. No spare capacity due to all year round use.
94	King James' School	Huddersfield	Senior	Poor	1	Winter	1 + 3	1	3	School use only. Three match sessions added to reflect use.
104	Leeds Road Sports Complex	Huddersfield	Senior	Poor	1	Summer	11	1	10	Used for training daily by Huddersfield Giants through Super League season, as well as by Kirklees College Rugby League Academy for Wednesday afternoon fixtures.
131	Newsome High School And Sports College	Huddersfield	Senior	Poor	1	Winter	1 + 3	1	3	School use only. Three match sessions added to reflect use.
146	Salendine Nook High School	Huddersfield	Senior	Poor	1	Winter	1 + 3	1	3	School use only. Three match sessions added to reflect use.
171	Standiforth Recreation Ground	Huddersfield	Senior	Standard	1	Summer	0.5	2	-1.5	Used by Moldgreen ARLFC junior team, no senior use.

## KIRKLEES PLAYING PITCH ASSESSMENT

Site ID	Site name	Analysis area	Pitch type	Quality rating	No. of pitches	Peak season usage	Match equivalent sessions (per week*)	Site capacity (sessions per week)	Capacity rating	Comments
286	Birchencliffe CC	Huddersfield	Senior	Standard	1	Summer	0.5	2	-	Used all year round for junior and senior rugby by Lindley Swifts ARLFC, pitch overlaps cricket outfield. No spare capacity due to all year round use and some training as well as football use.
154	Shelley College	Rural East	Senior	Poor	2	Winter	1 + 6	2	5	School use only. Three match sessions per pitch added to reflect use. Pitches drain poorly
178	The Welfare Ground	Rural East	Senior	Good	1	-	-	3	-3	No rugby league use since Emley Moor ARLFC moved to play at Scisset Middle School. Pitch is mainly used for football but part of the cricket outfield overlaps, therefore not considered as available during either winter or summer season
9915	Scisset Middle School	Rural East	Senior	Poor	1	Summer	1.75	1	0.75	Emley Moor ALRFC plays all matches here, poor drainage and pitch slopes. Open access.
25	Broadlands Recreation Ground	Rural West	Junior	Poor	1	Summer	2.75	1	1.75	Pitches drain poorly and are sloping
25	Broadlands Recreation Ground	Rural West	Senior	Poor	1	Winter	1.5	1	0.5	Pitches drain poorly and are sloping

## KIRKLEES PLAYING PITCH ASSESSMENT

Site ID	Site name	Analysis area	Pitch type	Quality rating	No. of pitches	Peak season usage	Match equivalent sessions (per week*)	Site capacity (sessions per week)	Capacity rating	Comments
33	Colne Valley High School	Rural West	Senior	Poor	2	Winter	1 + 6	2	5	School use only. Three match sessions per pitch added to reflect use
78	Hollins Glen Recreation Ground	Rural West	Senior	Poor	1	Summer	3.75	1	2.75	Pitch is poor quality and subject to dog fouling, no changing facilities. Used by Slaithwaite Saracens ARLFC junior teams.
81	Holmfirth High School Sports Field	Rural West	Senior	Poor	1	Winter	1 + 3	1	3	School use only. Three match sessions added to reflect use.
162	Slaithwaite Spa	Rural West	Senior	Poor	2	Summer	1.5	2	-0.5	Council maintained pitch with some spare capacity. Slaithwaite Saracens ARLFC would like to host all teams onsite but no changing facilities. No spare capacity due to all year round use
176	The Cross Grounds	Rural West	Senior	Poor	1	Winter	10.25	1	9.25	Used over both winter and summer seasons for matches and training, poor quality access is a safety concern. No spare capacity due to all year round use.

\*Current play takes into account both winter and summer play

# KIRKLEES PLAYING PITCH ASSESSMENT

## 5.5: Supply and demand analysis

### *Spare capacity*

- 5.52. A number of sites are shown to have potential spare capacity but not all is actual spare capacity, whereby pitch capacity is present and pitches are available at peak time. Actual spare capacity has been combined by area and is summarised below:

*Table 5.8: Actual spare capacity summary*

Analysis area	Match equivalents available on Senior pitches in the peak period
Batley & Spen	0.5
Dewsbury & Mirfield	-
Huddersfield	3
Rural East	-
Rural West	-
<b>KIRKLEES</b>	<b>3.5</b>

- 5.53. The table shows that only senior pitches provide actual spare capacity. Pitches with available match sessions at peak time are located mainly within Huddersfield area, with a minimal amount available in the Batley & Spen area. Of the four sites with available capacity, two are located at education sites. This could indicate why the pitches are available and receive little use, as various issues may be present at school sites such as a lack of access to changing facilities, staffing arrangements or poor pitch quality, therefore proving less attractive to clubs unless they were to develop a good relationship with the school in question. For example, Leaside School Fields has available capacity at peak time, though there is no access to changing or shower facilities onsite.
- 5.54. Both Slaithwaite Spa and Birchencliffe CC show spare capacity available but this should be retained and no further use considered due to the pitch being used all year round and subsequently receiving little time to repair.
- 5.55. The Welfare Ground also exhibits spare capacity as it is currently unused for rugby league. Emley Moor ARLFC has since moved off the site which is now used throughout the year for Step 6 football and cricket. The Club reports that it is fairly happy playing at Scisset Middle School and is trying to further the relationship with the school; therefore the potential for rugby league use at The Welfare Ground has been discounted from available capacity.

### *Overplay*

- 5.56. Twenty nine sites are overplayed by a total of 102.25 match equivalent sessions per week. This is predominantly a result of poor quality pitches. Of particular concern is The Cross Grounds which is overplayed by 9.25 match equivalents per week due to heavy usage for training and matches by Underbank Rangers ARLFC teams, predominantly at senior and junior age groups.
- 5.57. Leeds Road Sports Complex is also notably overused by Huddersfield Giants RLFC to the total of 10 match equivalent sessions due to the frequency of training on the pitch daily Monday to Friday, as is required of a professional elite level team.

## KIRKLEES PLAYING PITCH ASSESSMENT

- 5.58. Other sites evidencing high levels of overuse are Bywell Playing Fields, Newsome Panthers ARLFC and Overthorpe Park Playing Fields. Overplay at all of these sites is due to all training taking place on the match pitch combined in most cases with poor pitch quality. There are also 12 school sites which are overplayed due pitches which are predominantly of poor quality being used daily for a combination of timetabled curriculum lessons, school team fixtures and training.
- 5.59. Overplay can only be alleviated by improving pitch quality or providing more pitches or areas to be used for training; there is not enough spare capacity expressed in the areas of overplay to meet this level of demand.

### 5.6: Conclusions

- 5.60. Having considered supply and demand scenarios above, the tables below identify the overall spare capacity in each of the analysis areas for the different pitch types, based on match equivalent sessions.

*Table 5.9: Spare capacity of match equivalent sessions per week on senior pitches*

Analysis area	Actual spare capacity <sup>6</sup>	Demand (match equivalent sessions)		
		Overplay	Future demand	Total demand
Batley & Spen	0.5	5.5	0.5	5.5
Dewsbury & Mirfield	-	27.75	1.5	29.25
Huddersfield	3	22	-	19
Rural East	-	5.75	-	5.75
Rural West	-	20.5	0.5	21
<b>KIRKLEES</b>	<b>3.5</b>	<b>81.5</b>	<b>2.5</b>	<b>80.5</b>

- 5.61. The table above shows that overall in Kirklees there is currently a large deficit of 78 match equivalent sessions on senior pitches. The highest level of overplay comes from the Dewsbury & Mirfield area, though the Huddersfield and Rural West areas both also exhibit high levels. Participation increases highlight a need for an additional 2.5 match equivalent sessions, increasing the shortfall to 80.5 further sessions required in order to cater for both current and future demand.
- 5.62. It is important to note that much of the overuse is caused by junior teams playing on senior pitches in areas where there are large clubs with many junior and primary teams, such as Dewsbury & Mirfield. A large majority of the overuse is attributed to training sessions taking place on match pitches and also that many of the pitches are used all year round for both summer and winter rugby. Furthermore, most are assessed as poor quality which reduces the carrying capacity and ability to accommodate matches.

<sup>6</sup> In match equivalent sessions



## KIRKLEES PLAYING PITCH ASSESSMENT

Table 5.10: Spare capacity of match equivalent sessions per week on junior pitches

Analysis area	Actual spare capacity <sup>2</sup>	Demand (match equivalent sessions)		
		Overplay	Future demand	Total demand
Batley & Spen	-	8.5	0.5	9
Dewsbury & Mirfield	-	4	1	5
Huddersfield	-	10	0.5	10.5
Rural East	-	-	-	-
Rural West	-	3	-	3
<b>KIRKLEES</b>	-	<b>25.5</b>	<b>2</b>	<b>27.5</b>

- 5.63. None of the junior pitches in Kirklees have spare capacity at peak time; in fact most are overplayed due to bigger clubs with a large number of junior teams using pitches heavily for training and matches. For example, the greatest amount of overplay is in the Huddersfield Area, where pitches Dram Sports and Community Centre and Fartown Arena are overplayed by five match equivalents each by Moldgreen ARLFC and St Joseph's ARLFC respectively. Only the Rural East area is not overplayed, though it is played to capacity.
- 5.64. Overall there is current deficit of 25.5 match equivalent sessions, to increase to 27.5 sessions in future; highlighting a shortfall in junior pitches in all analysis areas other than the Rural East area.

Table 5.11: Spare capacity of match equivalent sessions per week on primary pitches

Analysis area	Actual spare capacity <sup>7</sup>	Demand (match equivalent sessions)		
		Overplay	Future demand	Total demand
Batley & Spen	-	1	1	2
Dewsbury & Mirfield	-	1	1.5	2.5
Huddersfield	-	-	0.5	0.5
Rural East	-	-	0.5	0.5
Rural West	-	-	2	2
<b>KIRKLEES</b>	-	<b>2</b>	<b>5.5</b>	<b>7.5</b>

- 5.65. There is a need for two primary match equivalents to accommodate current overplay on each of the two existing pitches in the Batley & Spen and Dewsbury & Mirfield areas. Future demand highlights additional primary teams across all analysis areas, totalling a requirement for an extra 5.5 match equivalents. Kirklees is unable to cater for both existing primary pitch demand as evidenced by current overplay, or projected increases in future demand totalling 7.5 required match equivalent sessions.

<sup>7</sup> In match equivalent sessions

# KIRKLEES

## PLAYING PITCH ASSESSMENT

---

### Rugby league summary

- ◀ There are 59 dedicated rugby league pitches in Kirklees (47 senior, 10 junior and two primaries) across 38 sites. All but five pitches are available for community use.
- ◀ The vast majority of clubs lease or rent the pitches from Kirklees Council
- ◀ Of the 59 pitches in Kirklees, most (30) are assessed as poor quality. There are 27 standard quality pitches and only two assessed as good quality
- ◀ Changing facilities where present are generally regarded as poor. Several teams do not have access to onsite changing provision and in some cases make use of local community buildings and halls which may not be appropriate
- ◀ There are a total of 134 rugby league teams competing in Kirklees, made up of 35 senior, 46 junior (U13-U18) and 53 primary (U7-U12) teams. There are three ladies teams, one Men's University team and three College teams
- ◀ There is a need for 80.5 match equivalent sessions on senior pitches in Kirklees in order to accommodate overplay and future demand. The main issue is that over half of rugby league pitches are poor quality, limiting the recommended capacity. In addition, some pitches are played throughout the winter and summer season without time to rest
- ◀ There are not enough junior or primary pitches to accommodate current and future demand. There is the need for 27.5 and 7.5 match equivalent sessions on junior and primary pitches respectively
- ◀ Overplay can only be dealt with by improving pitch quality or providing access to more training pitches or areas, ideally with floodlights. There is not enough spare capacity expressed in the respective areas to meet this level of demand currently or in the future.

# KIRKLEES PLAYING PITCH ASSESSMENT

## 6. PART 6: HOCKEY

### Introduction

- 6.1. Hockey in England is governed by England Hockey (EH) and is administered locally by the Yorkshire Hockey Association.
- 6.2. Competitive league hockey matches can only be played on sand based, sand dressed or water based pitches. Although competitive play cannot take place on third generation turf pitches (3G), 40mm pitches may be suitable, in some instances, for beginner training and are preferred to poor grass or tarmac surfaces.
- 6.3. It is considered that a hockey pitch can accommodate a maximum of four matches on the peak day (Saturdays) provided that the pitch has floodlighting.

### Club consultation

- 6.4. There are nine hockey clubs within Kirklees, four of which, responded to consultation either through a face-to-face meeting or via a survey. For clubs not responding to the survey a site visit was carried out to the home ground and team information was acquired online.

Table 6.1: Consultation responses

Club	Type of consultation	Responded?
Batley HC	Survey	No
Canalside Terriers HC	Survey	Yes
Cleckheaton Ladies HC	Survey	Yes
Colne Valley Ladies HC	Survey	No
Dewsbury Kirklees HC	Survey	No
Heckmondwike HC	Survey	No
Huddersfield Dragons HC	Face-to-face	Yes
Huddersfield Ladies HC	Survey	Yes
Mirfield HC	Survey	No

### Supply

- 6.5. There are five full sized artificial pitches in Kirklees suitable for competitive hockey, all of which are sand based and available to the community. All pitches are floodlit with the exception of Heckmondwike Grammar School.
- 6.6. An additional AGP at Newsome High School is considered too narrow for competitive hockey matches to take place. There are also nine half size sand based pitches that could potentially be used for hockey training.

Table 6.2: Full size AGPs in Kirklees suitable to accommodate Hockey

Site ID	Site name	Analysis area	Community use?	Floodlit?	Surface type	Quality
73	Heckmondwike Grammar School	Batley & Spen	Yes	No	Sand filled	Standard
91	Hyrstmount AGP	Batley & Spen	Yes	Yes	Sand filled	Standard

## KIRKLEES PLAYING PITCH ASSESSMENT

Site ID	Site name	Analysis area	Community use?	Floodlit?	Surface type	Quality
115	Lockwood Park	Huddersfield	Yes	Yes	Sand dressed	Standard
123	Mirfield Free Grammar School	Dewsbury & Mirfield	Yes	Yes	Sand filled	Good
172	Storthes Hall Park	Rural East	Yes	Yes	Sand filled	Poor

- 6.7. Although Hyrstmount AGP is suitable for hockey and available to the community, the facility is unavailable during weekends and therefore cannot be used for competitive matches during peak time. As well as this, plans are in progress at Storthes Hall Park to replace the sand based pitch with a 3G pitch, meaning the facility will not be suitable for hockey in the future.

### ***Ownership/management***

- 6.8. Of the five full sized AGPs in Kirklees suitable for hockey, three are located at education sites whilst the remaining two, Storthes Hall Park (Shelley FC) and Lockwood Park (Huddersfield RUFC) are managed by sports clubs.

### ***Quality***

- 6.9. Mirfield Free Grammar School is only two years old and therefore considered good quality. The carpet of an AGP usually lasts for approximately ten years (depending on levels of use).
- 6.10. Storthes Hall Park is over 15 years old and as a result is assessed as poor quality. The surface has poor drainage during increment weather and users (including Huddersfield Ladies HC) state that there is a reluctance to maintain the facility due to plans to replace the carpet. Shelley FC, who manage the pitch, wish to replace the current sand based surface with a 3G surface in the near future so that it is more suitable for football purposes.
- 6.11. Poor drainage is also an issue at Lockwood Park due to the pitch being situated nearby a river. This is a concern with Huddersfield Dragons HC as it is not able to access another suitable pitch within Kirklees when matches are postponed. The AGP is assessed as standard quality.
- 6.12. Heckmondwike Grammar School is also assessed as standard quality; however, the pitch is without floodlighting. This impacts on potential capacity and therefore negatively affects levels of use, particularly during winter months. A lack of availability is compounded by being reserved for school use until 5pm on weekdays. Although the School never attempted to have the pitch floodlit, it is accepted that it is not possible due to nearby residential housing.
- 6.13. Hyrstmount AGP was refurbished in 2013 and is assessed as standard quality.

### ***Ancillary facilities***

- 6.14. Changing facilities are provided at all sites, although quality varies significantly. Changing facilities at Mirfield Grammar School are assessed as good by Canalside Terriers HC; conversely consultation with Huddersfield Ladies HC indicates changing provision at Storthes Hall Park is poor. Problems relating to a lack of hot water and poor maintenance were cited.

## KIRKLEES PLAYING PITCH ASSESSMENT

---

- 6.15. The changing facilities at Heckmondwike Grammar School and Lockwood Park are reported as average quality by Cleckheaton Ladies HC and Huddersfield Dragons HC respectively, whilst the facilities at Hyrstmont AGP were not assessed.

## KIRKLEES PLAYING PITCH ASSESSMENT

### Usage

- 6.16. The following table summarises the availability of full size AGPs for community use in Kirklees. In addition, it records the availability of provision within the peak period. Sport England's Facilities Planning Model (FPM) applies an overall peak period for AGPs of 34 hours a week (Monday to Thursday 17:00-21:00; Friday 17:00-19:00; Saturday and Sunday 09:00-17:00)

Table 6.3: Community opening times of full size sand AGPs

Site ID	Site name	Opening times	Hours in the peak period <sup>8</sup>	Quality	Comments
73	Heckmondwike Grammar School	Mon-Fri: Closed Sat-Sun: 10:00-17:00	14	Standard	Used by Cleckheaton Ladies HC, Batley HC, Dewsbury Kirklees HC and Heckmondwike Ladies HC for competitive matches, however the teams cannot regularly train at the facility due to a lack of floodlighting.
91	Hyrstmount AGP	Mon-Thur: 17:30-21:00 Fri: 17:00-20:00 Sat-Sun: Closed	16	Standard	Not currently used by any hockey clubs for competitive matches or training due to not being available at weekends.
115	Lockwood Park	Mon-Thur: 09:00-22:00 Fri: 09:00-21:00 Sat:09:00-20:00 Sun: 10:00-22:00	34	Standard	Used by all senior teams within Huddersfield Dragons HC as well as two teams from the University of Huddersfield.
123	Mirfield Free Grammar School	Mon-Thur: 18:00-21:30 Fri: 18:00-21:00 Sat: 09:30-15:30 Sun: Closed	19	Good	Used throughout the week by the school for PE lessons. Canalside Terriers Ladies HC, Mirfield HC and Colne Valley HC all use the site for home matches and training.
172	Storthes Hall Park	-	-	Poor	Used by Huddersfield Ladies HC. Managed and used by Shelley FC and also used by University of Huddersfield for American football. Previously used by Huddersfield Dragons HC, however this is no longer the case due to deteriorating quality. The pitch has no definitive opening hours and is used purely on a when needed basis.

<sup>8</sup> Based on data from Sport England's Active Places

## KIRKLEES PLAYING PITCH ASSESSMENT

### *Future development*

- 6.17. Royds Hall Community School is hoping to develop a full size AGP suitable for hockey in the near future. Although any development is in its early stages, plans have been created and the School is in talks with England Hockey in order to explore funding opportunities. The pitch would be reserved for school use during the day and made readily available to the community during evenings and weekends, as per other community available school facilities.

### **Demand**

- 6.18. There are nine community hockey clubs servicing the population of Kirklees, fielding a total of 26 teams. There are also an additional two teams fielded by the University of Huddersfield, which play midweek.
- 6.19. With the exception of Huddersfield Dragons HC and Mirfield HC, all community clubs currently contain just one team. Huddersfield Dragons HC and Mirfield HC are also the only clubs to field a men's team, whilst Huddersfield Dragons HC are the only club to have junior teams.
- 6.20. Junior hockey within the Yorkshire Hockey Association is played at centralised venues, none of which are currently within Kirklees. This means that the eight junior teams play all their matches outside of Kirklees, although training still occurs within.

*Table 6.4: Summary of teams in Kirklees*

Name of club	No. of competitive teams			
	Vets	Senior Men	Senior Women	Juniors
Batley HC	-	-	1	-
Canalside Terriers HC	-	-	1	-
Cleckheaton Ladies HC	-	-	1	-
Colne Valley Ladies HC	-	-	1	-
Dewsbury Kirklees HC	-	-	1	-
Heckmondwike HC	-	-	1	-
Huddersfield Dragons HC	2	5	3	8
Huddersfield Ladies HC	-	-	1	-
Mirfield HC	-	1	1	-
<b>TOTAL</b>	<b>2</b>	<b>6</b>	<b>10</b>	<b>8</b>

- 6.21. During consultation it was evident that there has been a trend of decline within the clubs over recent years. Both Huddersfield Dragons HC and Cleckheaton Ladies HC report a decrease in senior teams over the last three years, whilst the Yorkshire Hockey Association website indicates that a second ladies team at Colne Valley HC has recently folded. No clubs responding to consultation report an increase in teams.

### *Unmet/latent demand*

- 6.22. Unmet demand is defined as the number of teams that could be fielded were sufficient pitches available. Consultation suggests that there are currently no clubs that have unmet demand in Kirklees, meaning the supply of hockey pitches is currently not preventing the increase of teams.



## KIRKLEES PLAYING PITCH ASSESSMENT

- 6.23. Sport England’s Segmentation Tool enables the analysis of ‘the percentage of adults that would like to participate in hockey but are not currently doing so’. The tool identifies latent demand of 590 people. The most dominant segment that would like to participate in hockey is the segment ‘Leanne – supportive singles. Of the 590 people, 339 (57.4%) are females.

### **Future demand**

- 6.24. Only Huddersfield Dragons HC reports a desire to increase the number of senior teams in the future, equating to one senior men’s team and one senior women’s team. No clubs indicate an ambition to grow junior participation.
- 6.25. Team generation rates are used below as the basis for calculating whether the number of teams is likely to increase in the future based on population growth (by 2037). This is likely to result in demand for one additional senior and junior team.

*Table 6.5: Team generation rates*

Age group	Current population within age group	Current no. of teams	Team Generation Rate	Future population within age group	Predicted future number of teams	Additional teams that may be generated from the increased population
Senior Mens (16-45)	86,148	6	1:14,358	90,996	6.3	0.3
Senior Womens (16-45)	84,738	9	1:9,415	88,973	9.5	0.5
Juniors (11-15)	26,128	8	1:3,266	29,639	9.1	1.1

### **Supply and demand analysis**

- 6.26. Based on 18 adult teams from Kirklees requiring a pitch at peak time (Saturday) there is a requirement for 2.25 (rounded to three) full sized, floodlit, hockey pitches based on teams playing home and away (and based on a floodlit AGP being able to accommodate a maximum of four matches on a Saturday).
- 6.27. Within Kirklees there are currently three pitches which adhere to requirements; Lockwood Park, Mirfield Free Grammar School and Storthes Hall Park, suggesting that supply can meet demand. Heckmondwike Grammar School has been discounted at this point due to not being floodlit, as has Hyrstmount AGP because of not being available during peak time.
- 6.28. It must also be noted that there are plans to replace the sand based pitch at Storthes Hall Park with a 3G surface. It is therefore possible that, in the future, there will only be two pitches suitable for the required number of competitive hockey matches during peak time (Mirfield Free Grammar School and Lockwood Park). This potential shortfall in provision could be resolved by ensuring future community use during peak time at Hyrstmount AGP and/or the development of a new AGP at Royds Hall Community School.
- 6.29. Junior teams currently play outside of Kirklees due to the Yorkshire Hockey Association using centralised venues. All junior matches are played on Sundays and can also be accommodated on smaller sized AGPs. Therefore, if teams were required to play within Kirklees, the demand could be met on the current supply of pitches.

## KIRKLEES PLAYING PITCH ASSESSMENT

---

### ***Sport England's Facilities Planning Model (FPM) – National Facilities Audit Dataset (January 2014)***

- 6.30. The FPM is a model used as a starting point to help assess the strategic provision of sports facilities, including AGPs. The model is prescriptive and not predictive in that it does not provide precise estimates of the use of proposed facilities. Rather it prescribes an appropriate level of provision for any defined area in relation to demand and which reflects national expectations and policies. It is not a substitute for considering local club needs and should be used alongside any local assessment.
- 6.31. There are eight AGPs which meet the model parameters, which is made up of one 3G and seven sand based pitches. However, three sand based pitches identified by the FPM (Huddersfield New College, Leeds Road Sports Complex and St John Fisher Catholic High School) were identified as 3G pitches during the audit assessment. An additional sand based pitch at Mirfield Free Grammar School has not been included in the FPM due to not being available for community use, despite consultation with the school discovering that the facility is available.
- 6.32. The bullet points below are concluding statements from the FPM model:
- ◀ The model estimates that Kirklees' eight AGPs offer the equivalent of 5.36 pitches operating across all the peak hours. Between them, the pitches are able to accommodate 3,969 visits per week during peak period.
  - ◀ Kirklees residents enjoy a level of AGP provision at 0.19 pitches per 10,000 people. This is lower than neighbouring local authorities (Leeds, Bradford, Barnsley and Calderdale) and almost half the national level of provision.
  - ◀ Over 35% of demand for AGP use by Kirklees residents currently goes unmet, 93.5% of which is due to the pitches not having capacity during peak time.
  - ◀ Peak time demand equates to 13.97 AGPs operating at full capacity, meaning a shortfall of 8.61 pitches.
  - ◀ The situation would be notably worse if it was not for AGPs in neighbouring local authorities, and as a result Kirklees is a major exporter of demand.
  - ◀ The model suggests that at least five new AGPs are needed to bring provision to a comparable level. Future provision should be for 3G pitches.

## KIRKLEES PLAYING PITCH ASSESSMENT

---

### **Hockey summary**

- ◀ There are five AGPs suitable for hockey within Kirklees; Heckmondwike Grammar School, Hyrstmount , Lockwood Park, Mirfield Free Grammar School and Storthes Hall Park.
- ◀ However, Heckmondwike Grammar School is not floodlit, Hyrstmount is unavailable during peak time and plans are in place to replace the sand based pitch at Storthes Hall Park with a 3G pitch.
- ◀ Mirfield Free Grammar School is assessed as good quality whilst Storthes Hall Park is deemed poor. The remaining pitches are rated standard.
- ◀ Plans to develop an additional hockey suitable AGP are underway at Royds Hall Community School.
- ◀ There are nine hockey clubs within Kirklees providing a total of 26 teams. In addition the University of Huddersfield also field two senior teams which currently play midweek.
- ◀ All junior teams play outside of Kirklees due to the nature of the Yorkshire Hockey Association.
- ◀ Consultation highlights a trend of decline within hockey clubs over recent years. Two clubs (Huddersfield Dragons HC and Cleckheaton Ladies HC) report a decrease in playing members whilst no clubs report an increase.
- ◀ Based on 18 senior teams playing within Kirklees there is a requirement for three full size AGPs, of which there are currently five. However, Hyrstmount is unavailable during peak time, Heckmondwike Grammar School is without floodlighting and Storthes Hall Park could soon become 3G, leaving a shortfall of two.
- ◀ Any current shortfall of pitches could be prevented by ensuring future use of Hyrstmount during peak time and/or the creation of an additional AGP at Royds Hall Community School.

# KIRKLEES PLAYING PITCH ASSESSMENT

## 7. PART 7: ARTIFICIAL GRASS PITCHES (AGPS)

### 7.1 Introduction

7.2 There are several surface types that fall into the category of artificial grass pitch (AGP). The three main groups are rubber crumb (third generation turf 3G), sand (filled or dressed) and water based.

7.3 Competitive football can take place on 3G surfaces that have been FA or FIFA certified and a growing number of 3G pitches are now used for competitive match play at mini soccer and youth level. Only competition up to (but not including) regional standard can take place on a 40mm pile. Football training can take place on sand and water based surfaces but is not the preferred option.

7.4 Hockey is played predominantly on sand based/filled AGPs. Although competitive play cannot take place on 3G pitches, 40mm pitches may be suitable, in some instances, for beginner training and are preferred to poor grass or tarmac surfaces.

7.5 World Rugby produced the 'Performance Specification for artificial grass pitches for rugby', more commonly known as 'Regulation 22' that provides the necessary technical detail to produce pitch systems that are appropriate for rugby union. The artificial surface standards identified in Regulation 22 allows matches to be played on surfaces that meet the standard. Full contact activity, including tackling, rucking, mauling and lineouts can take place. For rugby league the equivalent is known as the RFL Community Standard.

*Table 7.1: AGP type and sport suitability*

Category	Surface	Comments
Long Pile 3G (60mm with shock pad)	Rubber crumb	Rugby surface – must comply with World Rugby type 22, requires a minimum of 60mm.
Long Pile 3G (55-60mm)	Rubber crumb	Preferred football surface
Short Pile 3G (40mm)	Rubber crumb	Acceptable surface for some competitive football
Sand Filled	Sand	Competitive hockey and football training
Sand Dressed	Sand	Preferred hockey surface and suitable for football training
Water based	Water	Preferred hockey surface and suitable for football training if irrigated.

## KIRKLEES PLAYING PITCH ASSESSMENT

### 7.6 Current provision

7.7 The table below provides a list of the current supply of full size AGPs identified in Kirklees.

7.8 NB: The 3G pitch at Canalside Sports Complex has been discounted from all further analysis within this section due to the Site being owned by Huddersfield Town FC and the pitches therefore not being available for community use. The section therefore refers to a total of nine AGPs in Kirklees as opposed to ten.

Table 7.2: Full size AGPs in Kirklees

Site ID	Site name	Ownership/ Management	Analysis area	No. of pitches	Size	Pitch type
14	Batley Sports & Tennis Centre	Trust	Batley & Spen	1	Full Size	Short Pile 3G (40mm)
26	Canal Side Sports Complex	Commercial	Huddersfield	1	Full Size	Medium Pile 3G (55-60mm)
73	Heckmondwike Grammar School	School	Batley & Spen	1	Full Size	Sand filled
88	Huddersfield New College	College	Huddersfield	1	Full Size	Medium Pile 3G (55-60mm)
91	Hyrstmount AGP	Local Authority	Batley & Spen	1	Full Size	Sand Filled
104	Leeds Road Sports Complex	Local Authority	Huddersfield	1	Full Size	Medium Pile 3G (55-60mm)
115	Lockwood Park	Sports Club	Huddersfield	1	Full Size	Sand Dressed
123	Mirfield Free Grammar School	School	Dewsbury & Mirfield	1	Full Size	Sand filled
167	St John Fisher Catholic High School	KAL	Dewsbury & Mirfield	1	Full Size	Medium Pile 3G (55-60mm)
172	Storthes Hall Park	University/ Sports Club	Rural East	1	Full Size	Sand Filled

7.9 The table below identifies the analysis areas that all of the AGPs are located in:

Table 7.3: AGPs by analysis area

Analysis area	Medium Pile 3G (55-60mm)	Short Pile 3G (40mm)	Sand Dressed	Sand Filled
Batley & Spen	-	1	-	2
Dewsbury & Mirfield	1	-	-	1
Huddersfield	2	-	1	-
Rural East	-	-	-	1
Rural West	-	-	-	-
<b>KIRKLEES</b>	<b>3</b>	<b>1</b>	<b>1</b>	<b>4</b>

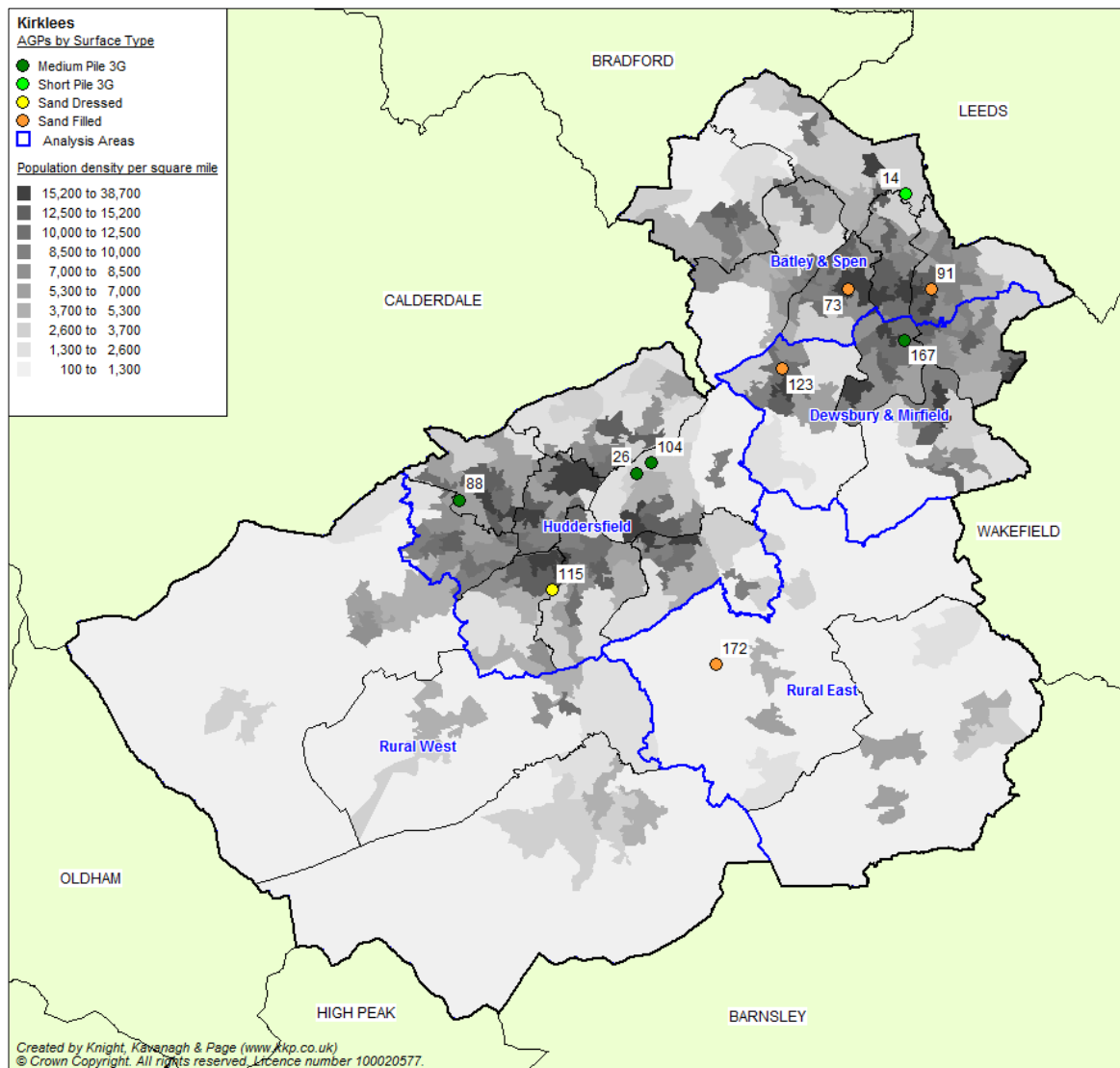
7.10 The most common type of surface is sand. There are a total of nine full size pitches in Kirklees, of which four are 3G surfaces and five are sand.

7.11 All analysis areas are served by AGP provision with the exception of Rural West.

# KIRKLEES PLAYING PITCH ASSESSMENT

7.12 There are no World Rugby or RFL Community Standard, compliant surfaces suitable for competitive rugby in Kirklees, whilst there is only one certified 3G pitch for competitive football match use, located at Leeds Road Playing Fields. A second pitch situated at Batley Sports & Tennis Centre was previously FA certified for competitive football but recently lost certification due to the poor quality of the surface.

Figure 7.4: Location of current full size AGPs in Kirklees



## KIRKLEES PLAYING PITCH ASSESSMENT

### 7.13 Availability

7.14 The Table below summarises the availability of full size AGPs for community use in Kirklees. In addition, it records the availability of provision within the peak period based on information given by **the** organisation during consultation. Sport England recommends an overall peak period for AGPs of 34 hours a week (Monday to Thursday 17:00-21:00; Friday 17:00-19:00; Saturday and Sunday 09:00-17:00). This has been applied in conjunction with findings from consultation to provide a total number of hours available for community use per week during peak periods.

Table 7.5: AGP availability

Site ID	Site name	Analysis area	No. of pitches	Availability for community use?	Security of tenure?	Availability for community use in the peak period
14	Batley Sports & Tennis Centre	Batley & Spen	1	Yes	Secured	Monday-Friday : 18hrs Weekend : 15.5hrs Total: 33.5hrs
26	Canal Side Sports Complex	Huddersfield	1	No	-	-
73	Heckmondwike Grammar School	Batley & Spen	1	Yes	Secured	Monday-Friday : Unavailable Weekend : 14hrs Total: 14hrs
88	Huddersfield New College	Huddersfield	1	Yes	Secured	Monday-Friday : 13hrs Weekend : 16hrs Total: 29hrs
91	Hyrtmount AGP	Batley & Spen	1	Yes	Secured	Monday-Friday : 14hrs Weekend : Unavailable Total: 14hrs
104	Leeds Road Sports Complex	Huddersfield	1	Yes	Secured	Monday-Friday : 18hrs Weekend : 16hrs Total: 34hrs
115	Lockwood Park	Huddersfield	1	Yes	Secured	Monday-Friday : 18hrs Weekend : 16hrs Total: 34hrs
123	Mirfield Free Grammar School	Dewsbury & Mirfield	1	Yes	Secured	Monday-Friday : 13hrs Weekend : 6hrs Total: 19hrs
167	St John Fisher Catholic High School	Dewsbury & Mirfield	1	Yes	Secured	Monday-Friday : 13hrs Weekend : 16hrs Total: 29hrs



## KIRKLEES PLAYING PITCH ASSESSMENT

Site ID	Site name	Analysis area	No. of pitches	Availability for community use?	Security of tenure?	Availability for community use in the peak period
172	Storthes Hall Park	Rural East	1	Yes	Secured	Upon request

- 7.15 In the main, availability of provision in the peak period is generally good. Where there is provision on education sites, this is generally made available after school and at weekends. The only exception is at Heckmondwike Grammar School where the AGP is unavailable for community use throughout the week after school time due to an absence of floodlighting.
- 7.16 There is little capacity on AGPs for hockey use at weekends as two of the five suitable surfaces are considered unavailable, located at Hyrstmount AGP and Storthes Hall Park. The remaining three pitches are all used by multiple hockey clubs for matches on Saturday. There is even less capacity for training midweek as Heckmondwike Grammar School is unsuitable, plus there may be some competition with football training demand.
- 7.17 The pitch at Storthes Hall Park is used by one hockey team from Huddersfield Ladies HC on Saturday afternoon, albeit that the pitch is only available upon request and not particularly advertised, possibly due to concerns regarding the quality and safety of the surface. Furthermore, plans are in place to convert the surface to 3G.
- 7.18 The remaining five full size 3G pitches are all operating at capacity throughout midweek evenings to cater for football demand. There may be some capacity over weekend time slots at these sites as matches are for the most part played on grass pitches. Available capacity is further limited on some AGPs where football clubs were involved with the funding of a pitch and subsequently have exclusive access at certain times. For example, Dewsbury Rangers FC access at St John Fisher Catholic High School on Thursday and Friday evenings, West End FC has priority booking of the AGP at Huddersfield New College and Howden Clough Juniors FC has 20 hours of use throughout midweek at Batley Sports & Tennis Centre, representing a large proportion of the capacity available for community use.
- 7.19 **Quality**
- 7.20 Of the nine full size pitches in Kirklees, five are assessed as standard quality. Two pitches are assessed as good quality, all of which are less than two years old. Two sites have pitches assessed as poor quality, located at Batley Sports & Tennis Centre where the surface is loose and comes away in clumps and Storthes Hall Park where surface damage has raised safety concerns. Only one AGP at Heckmondwike Grammar School is not floodlit which subsequently limits the availability midweek during the evenings.
- 7.21 The carpet of an AGP usually lasts for approximately 10 years. Current surfaces are of varying age and quality and though four AGPs were either built or had surface refurbishment within the past three years, three are over five years old. Two pitches are over 10 years old and subsequently require imminent surface replacement, located at Batley Sports & Tennis Centre and Lockwood Park.

## KIRKLEES PLAYING PITCH ASSESSMENT

Table 7.7: Summary of quality

Site ID	Site name	Surface type	Year built (refurbished)	Floodlit?	Quality
14	Batley Sports & Tennis Centre	Short Pile 3G (40mm)	2005	Yes	Poor
26	Canal Side Sports Complex	Medium Pile 3G (55-60mm)	2013	Yes	Good
73	Heckmondwike Grammar School	Sand filled	2008	No	Standard
88	Huddersfield New College	Medium Pile 3G (55-60mm)	2002 (2013)	Yes	Good
91	Hyrstmount AGP	Sand Filled	Unknown	Yes	Standard
104	Leeds Road Playing Fields	Medium Pile 3G (55-60mm)	1991 (1998 & 2013)	Yes	Good
115	Lockwood Park	Sand Dressed	1997	Yes	Standard
123	Mirfield Free Grammar School	Sand filled	2012	Yes	Standard
167	St John Fisher Catholic High School	Medium Pile 3G (55-60mm)	2008	Yes	Standard
172	Storthes Hall Park	Sand Filled	1995 (2007)	Yes	Poor

- 7.22 From 2014/15 only 3G pitches with a valid performance test and listed on the FA Register (<http://3g.thefa.me.uk/>) can be used for competitive play. This is to ensure the pitch has the same playing characteristics as natural turf and ensures that the pitches are safe to use.
- 7.23 Howden Clough FC currently uses the 3G pitch at Batley Sports & Tennis Centre for mini soccer matches and has over marked its own mini pitches onto the surface to do so. The pitch was FA certified for competitive match play, however, the quality of the surface is now poor and dated. It has subsequently failed FA re-certification and unless the surface is replaced would mean that mini teams may have to play on grass pitches, putting further pressure on those at Batley Girls High School.

### Supply and demand analysis

*Sport England's Facilities Planning Model (FPM) – National Facilities Audit Dataset (January 2014)*

- 7.24 The FPM is a model used as a starting point to help assess the strategic provision of sports facilities, including AGPs. The model is prescriptive and not predictive in that it does not provide precise estimates of the use of proposed facilities. Rather it prescribes an appropriate level of provision for any defined area in relation to demand and which reflects national expectations and policies. It is not a substitute for considering local club needs and should be used alongside any local assessment.
- 7.25 The bullet points below outline the conclusions drawn from the Sport England FPM run in Kirklees. The run shows that unsatisfied demand is relatively high and that Kirklees is undersupplied with full size AGPs, with demand outweighing supply.

## KIRKLEES PLAYING PITCH ASSESSMENT

---

- 7.26 The bullet points below are concluding statements from the FPM model:
- ◀ Per capita level of provision is low, and there is shortfall of provision when capacity demanded is compared to capacity available
  - ◀ The situation would be notably worse for Kirklees residents if it were not for the fact that they were able to access AGP in neighbouring local authorities, and the district is as a result, a major net exporter of AGP demand
  - ◀ Pitch capacity is poorly distributed in scale and location relative to population. The highest levels of unmet demand and poorest relative share happen to be the inner parts of Huddersfield, Dewsbury and Batley
  - ◀ The model suggests that at least 5 new AGPs are needed to bring provision standards up to a comparable level and that they should be for 3<sup>rd</sup> generation football orientated rubber crumb surfaces

### 7.27 *Supply*

- ◀ The model estimates that the 8 AGPs in Kirklees offer the equivalent of 5.36 AGPs operating across all the peak hours, due to the lack of floodlights at two pitches reducing hours available during autumn and winter
- ◀ AGP provision equates to 0.19 pitches per 10,000 residents. This is the lowest level of provision across the West Riding area, and almost half the national level of provision
- ◀ Approximately 25% of residents do not have access to a car. This is higher than the national percentage though slightly lower than the figure for the County (26%)

### 7.28 *Demand*

- ◀ Peak time demand equates to 13.97 pitches operating at full capacity, whilst the borough only actually has the equivalent of 5.36 pitches operating this way across the peak, highlighting a shortfall of provision equivalent to 8.61 pitches
- ◀ The model estimates that just less than 65% of demand for AGP use from Kirklees residents is met by supply, notably lower than national and regional averages. With the exception of two rural authorities, Kirklees has the lowest level of satisfied demand in Yorkshire and Humberside
- ◀ Of this, the majority of satisfied demand (52%) is exported to neighbouring authorities, whilst only 48% is retained
- ◀ Over 35% of total demand for AGP use by Kirklees residents currently goes unmet, of which 93.5% of unmet demand is down to the local AGP not having capacity to accommodate them at peak times. Along with Leeds, this is the highest figure in the study area
- ◀ The model suggests that additional provision should be predominantly football orientated in design (i.e. 3G rubber crumb)
- ◀ There are some notable pockets of high unmet demand identifiable in both Dewsbury (Moorend, Staincliffe, Batley Carr Ravensthorpe and Thornhill Lees), and to a lesser extent Huddersfield (Moldgreen, Hillhouse and Thornton Lodge)

### 7.29 *Usage*

- ◀ AGPs in Kirklees operate at full peak time capacity, both across the Borough and per pitch
- ◀ Expectedly, two of the three pitches that offer limited peak time capacity are located in a part of the Borough where unmet demand is at its highest
- ◀ Relative share is close to 37% lower than the national average and is the poorest figure in the study area. It is also the poorest relative share figure in Yorkshire, and one of the poorest figures in the country

## KIRKLEES PLAYING PITCH ASSESSMENT

---

### 7.30 ***New developments***

7.31 The FPM key findings relate to the dataset as of January 2014, however; an additional full size AGP has been installed since which will subsequently influence the picture of current provision in Kirklees. In addition, the AGP at Mirfield Free Grammar School has been opened up to community use and sand based surfaces have been converted to 3G pile at Huddersfield New College, Leeds Road Playing Fields and St John Fisher Catholic High School.

7.32 Given the additional provision of another football suitable surface, as well as the conversion of three sand based surfaces to 3G, the audit identifies that provision for football appropriate surfaces is improved from that shown in the FPM. There is still a shortfall particularly in the Rural East and Rural West analysis areas. The loss of three hockey suitable surfaces due to 3G pile resurfacing has somewhat been compensated by the increase in community hours available at Mirfield Free Grammar School, evidenced by the three hockey teams now using the site.

### 7.33 ***Future plans for provision***

7.34 Shelley FC currently plays at Storthes Hall Park which is owned by the University of Huddersfield and leased to the Club. In addition to grass pitches there is a full sized, sand dressed AGP currently used by one hockey club. The surface is dated and of poor quality with some safety concerns, however; Shelley FC is keen to resurface the AGP with medium pile 3G to be used for both training and competitive matches (with the exception of the first grade team playing within the football pyramid). The Club has the support of the University and would not seek grant funding, instead financing the development through an associated private benefactor.

7.35 Royds Hall High School has aspirations to create a new AGP onsite for both the use of pupils and the local community. Plans are at a very early stage although the school is in contact with England Hockey which is interested in exploring the possibilities for a new sand based surface at the school.

7.36 Savile Town FC also has aspirations to build a full size 3G surface AGP on the Savile Playing Fields site and is exploring access to grant funding through the Football Foundation.

7.37 All Saints Catholic College has plans to install a full size 3G pitch as part of redevelopment of the sporting facilities onsite, including a new sports centre which is currently in progress and will provide new changing facilities for the outdoor pitches. The college has drawn up plans and is currently investigating opportunities to secure matched funding. Community use is currently managed by School Lettings Solutions with whom the college has an existing agreement, which would continue to see the AGP made available for community use throughout evenings and weekends for matches and training.

### 7.38 ***The FA model***

7.39 The FA considers high quality third generation artificial grass pitches as an essential tool in promoting coach and player development. The FA can support intensive use and as such are great assets for both playing and training. Primarily such facilities have been installed for community use and training, however, are increasingly used for competition which The FA wholly supports.

## KIRKLEES PLAYING PITCH ASSESSMENT

7.40 The FA's long term ambition is to provide every affiliated team in England the opportunity to train once per week on floodlit 3G surface, together with priority access for every Charter Standard Community Club through a partnership agreement. The FA standard is calculated by using the latest Sport England research "AGPs State of the Nation March 2012" assuming that 51% of AGP usage is by sports clubs when factoring in the number of training slots available per pitch type per hour from 5pm-10pm Mon-Fri and 9am-5pm Saturday & Sundays. It is estimated that one full size AGP can service 60 teams.

7.41 On the basis there are 655 teams playing competitive football in Kirklees, there is a recommended need for eleven full size 3G pitches, currently there are four in the area. Furthermore, when applied to current team demand by analysis area this equates to the need for 13 pitches, as shown in the table below.

Analysis area	Current number of teams	3G requirement	Current number of 3G pitches	Potential shortfall
Batley & Spennings	138	3	1	2
Dewsbury & Mirfield	118	2	1	1
Huddersfield	202	4	2	2
Rural East	104	2	-	2
Rural West	93	2	-	2
<b>KIRKLEES</b>	<b>655</b>	<b>13</b>	<b>4</b>	<b>9</b>

7.42 There are, however, a number of smaller sized pitches that help to accommodate demand, for example from mini teams. These can be seen in the table below:

Site ID	Site name	Surface type	Quality	Quantity	Size
33	Colne Valley High School	Sand Dressed	Standard	1	40 x 32
63	Greenhead College	Sand Filled	Standard	1	60 x 47
82	Holmfirth Sports Centre	Sand Filled	Poor	1	34 x 17
97	Kirkburton Middle School	Sand Dressed	Standard	1	54 x 34
104	Leeds Road Playing Fields	Medium Pile 3G (Barn)	Good	1	60 x 40
131	Newsome High School And Sports College	Sand Filled	Standard	1	90 x 50
131	Newsome High School And Sports College	Sand Dressed	Standard	1	60 x 34
131	Newsome High School And Sports College	Sand Dressed	Standard	1	40 x 38
180	Thornhill Sports Centre	Sand Filled	Standard	1	40 x 32
219	Woodland Glade Leisure Centre	Short Pile 3G (40mm)	Standard	1	36 x 17
9915	Scisset Middle School	Sand Filled	Standard	1	Unknown
-	The Zone, Huddersfield	Short Pile 3G (40mm)	Good	2	Indoor 5v5 pens

## KIRKLEES PLAYING PITCH ASSESSMENT

---

### 7.43 **Local demand**

#### *Hockey*

See Hockey Section Part 6

#### *Football*

7.44 Currently only 22 teams play competitive matches on 3G pitches. Of which, ten play at adult level, mostly in the West Riding CFA Over 35s League which takes place at Leeds Road Sports Complex as a central venue on Monday evenings. There are a further 12 teams from Howden Clough FC playing mini soccer on 3G on Sunday mornings.

7.45 Artificial surfaces are used throughout the week for training, with survey responses indicating that all 3G pitch sites are regularly used. A number of teams highlighted issues regarding affordability of AGPs, including Hartshead FC, Britannia Sports FC and Crackenedge FC, the latter adding that they don't train at all due to incurred costs at suitable facilities. Such is the lack of capacity within some areas; several clubs indicate exported demand to access AGP training facilities at Penistone High School (Barnsley), Tong High School (Bradford) and Appleton Academy (Bradford).

7.46 Over half (53%) of football clubs which submitted a response to the question referring to additional requirement for training facilities express a need for access to more facilities, all of which specify a desire for 3G pitches in the area.

#### *Football*

7.47 Demand for 3G AGPs has increased in recent years due to demand from clubs for training but also due to a growing acceptance by local leagues of use for competitive matches. This considered, the general condition of local authority pitches and increasingly limited budget for regular and adequate maintenance may lead more teams to consider AGPs as a possible alternative should it be financially viable. A number of leagues within nearby local authorities such as Leeds use 3G pitches as central venues, which West Riding CFA has now started introduce to Kirklees in the form of the midweek Over 35s League. This trend is likely to increase in the future and more Mini soccer could be played exclusively on 3G pitches.

## KIRKLEES PLAYING PITCH ASSESSMENT

---

### AGP summary

- ◀ Overall there are 10 full size AGPs in Kirklees, there are five 3G surfaces, four sand filled and one sand dressed pitch. One 3G pitch owned by Huddersfield Town FC has been discounted from the analysis as it is not available for community use.
- ◀ There are no 60mm pile carpets compliant to World Rugby or Rugby League Community Standard.
- ◀ In the main, availability of provision in the peak period is generally good. Where there is provision on education sites, this is generally made available after school and at weekends. Two pitches have limited availability located at Hyrstmount AGP and Heckmondwike Grammar School
- ◀ Two of the nine full size pitches in Kirklees are assessed as good quality, whilst five are standard. There are two pitches assessed as poor quality, located at Batley Sports & Tennis Centre and Storthes Hall Park
- ◀ The carpet of an AGP usually lasts for approximately 10 years. Two pitches require imminent carpet replacement at Batley Sports & Tennis Centre (2005) and Lockwood Park (1997)
- ◀ Over half of football clubs which submitted views express additional demand for training facilities and all specified 3G pitches as a requirement
- ◀ All full size 3G pitches are operating at capacity for midweek football training but there may be some spare capacity for matches at weekends (provided a test certificate is attained).
- ◀ Shelley FC has plans to resurface the sand filled AGP at Storthes Hall Park with 3G. The university supports this development which will be self-funded by the Club.
- ◀ Dewsbury Rams RLFC has plans to build a full size 3G pitch by the current stadium site, to include two further small sided football cages and modular changing block.
- ◀ The FA model estimates that one full size AGP can service 60 teams. On the basis there are 655 teams playing competitive football in Kirklees, there is a recommended need for 11 full size 3G pitches to cater for football demand, currently there are four.
- ◀ Current demand by analysis area equates to the need for a total of 13 pitches, one additional pitch in the Dewsbury & Mirfield and two additional pitches in the Batley & Spen, Rural East and Rural West and Huddersfield areas. The FPM also highlights short falls in the order of eight AGPs which is in line with the FA model.



# KIRKLEES COUNCIL PLAYING PITCH ASSESSMENT

## 8.0 PART 8: BOWLS

### 8.1 Introduction

8.2 All bowling greens in Kirklees are crown greens. The British Crown Green Bowling Association (BCGBA) is the governing body responsible for ensuring effective governance of crown green bowls across the Country. The bowling season for crown green runs from April to September.

### 8.3 Consultation

8.4 There are 20 clubs using council bowling greens in Kirklees. Of these, 17 replied to the consultation (85%). Only Bradley Mills, Crow Nest and Staincliffe Park Open Age Bowling Clubs did not respond to the survey.

8.5 There are also a large number of private bowling greens and clubs within the Kirklees area. These are often linked to private sports clubs and working men's clubs. A total of eight private clubs in Kirklees were consulted. Information relating to these private clubs is generally covered through consultation with the various bowling associations in operation. A total of six out of seven bowling associations were consulted (Mirfield & District Bowling Association did not respond). Responding associations include:

- ◀ Dewsbury Park Vets Bowling Association
- ◀ Heavy Woollen District Bowling Association
- ◀ Huddersfield & District Crown Green Bowling Association
- ◀ North Kirklees Vets Bowling Association
- ◀ Spen Valley Vets Bowling Association

### 8.6 Supply

8.7 There are 84 crown green bowling greens in Kirklees provided across 75 sites. Of these, 22 greens are provided and maintained by the Council.

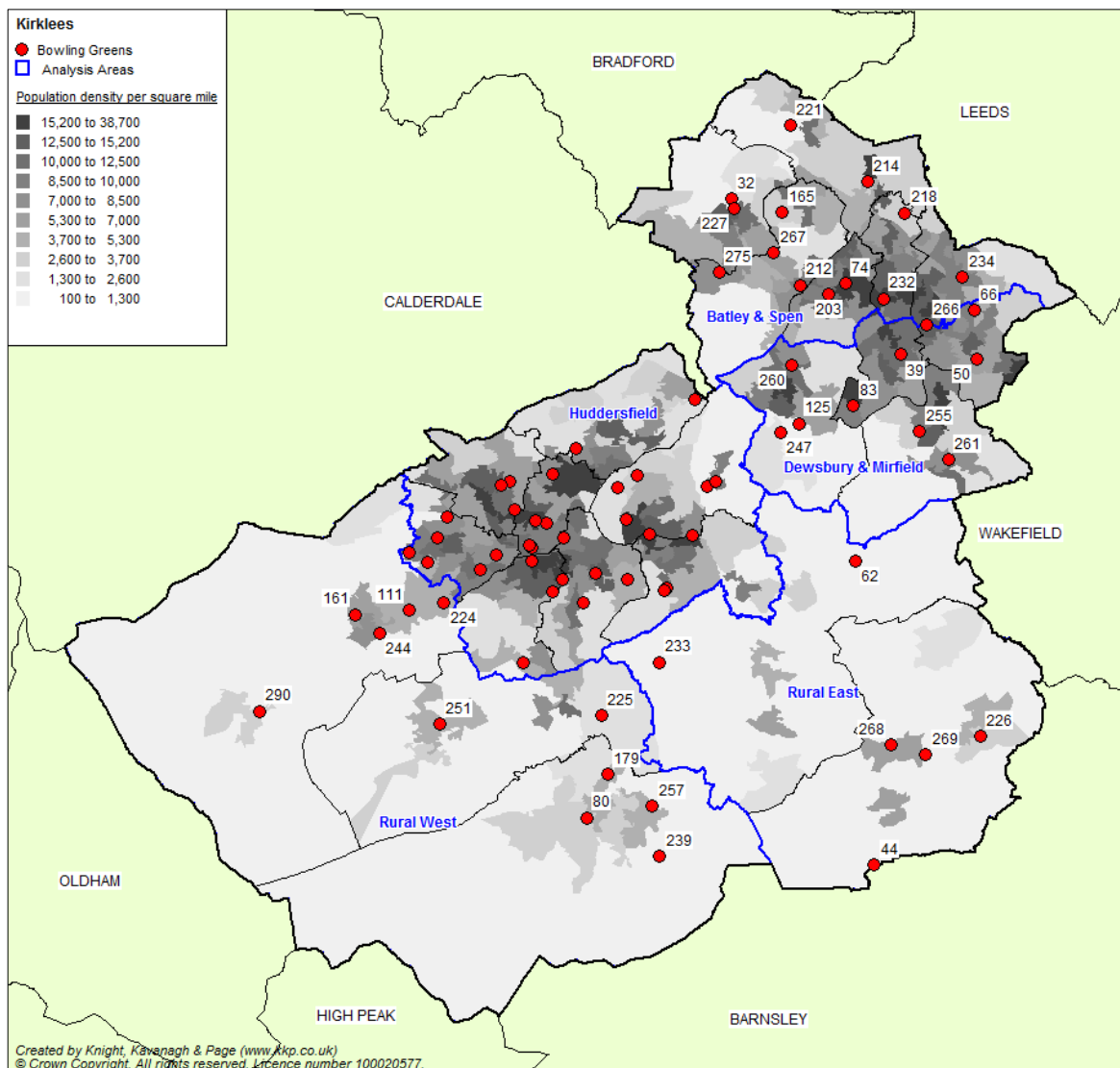
*Table 8.1: Summary of the number of greens by analysis area*

Analysis area	Number of greens
Batley & Spen	17
Dewsbury & Mirfield	14
Huddersfield	35
Rural East	6
Rural West	12
<b>KIRKLEES</b>	<b>84</b>

8.8 The majority of bowling greens are located in Huddersfield Analysis Area, of which, there are 36 (43%). There are 16 bowling greens (20%) in Batley & Spen and 13 greens in Dewsbury & Mirfield (16%). This is followed by 12 greens in Rural West (15%). The Rural East Analysis Area has the fewest greens with six (7%).

# KIRKLEES COUNCIL PLAYING PITCH ASSESSMENT

8.9 *Figure 8.1: Bowling Greens in Kirklees*



## KIRKLEES COUNCIL PLAYING PITCH ASSESSMENT

Table 8.1: Key to map

Site ID	Site	Analysis area	Ownership/management	Number of greens
4	Almondbury Rec	Huddersfield	Private	1
26	Canal Side Sports Complex	Huddersfield	Private	1
32	Cleckheaton Sports Club	Batley & Spen	Private	2
39	Crow Nest Park	Dewsbury & Mirfield	Council	1
44	Denby Cricket Club (Aka Denby Sports & Social Club)	Rural East	Private	1
50	Earlsheaton Park	Dewsbury & Mirfield	Council	2
60	Golcar Cricket Club	Huddersfield	Private	1
62	Grange Moor Football Ground	Rural East	Private	1
66	Hanging Heaton Cricket Club	Dewsbury & Mirfield	Private	1
74	Heckmondwike Sports Club	Batley & Spen	Private	2
80	Holmfirth Cricket Club	Rural West	Private	1
83	Holroyd Park	Dewsbury & Mirfield	Council	1
111	Linthwaite Cricket & Bowling Club	Rural West	Private	1
115	Lockwood Park	Huddersfield	Private	1
125	Mirfield Memorial Ground (Moorland CC)	Dewsbury & Mirfield	Private/ Council	1
137	Paddock Cricket Club	Huddersfield	Private	1
161	Slaithwaite Cricket & Bowling Club	Rural West	Private	1
165	Spen Victoria Cricket Bowling And Athletic Club	Batley & Spen	Private	1
179	Thongsbridge Recreation Ground	Rural West	Private	1
181	Thornhill Cricket & Bowls Club	Dewsbury & Mirfield	Private	1
203	Firth Park	Batley & Spen	Council	2
204	Greenhead Park	Huddersfield	Council	2
212	Millbridge Park	Batley & Spen	Council	1
213	Oakfield Tennis Club	Huddersfield	Private	1
214	Raikes Lane	Batley & Spen	Council	1
218	Wilton Park (Batley)	Batley & Spen	Council	2
220	Almondbury BC	Huddersfield	Private	1
221	Birkenshaw BC	Batley & Spen	Council	1
222	Bradley And Colne BC	Huddersfield	Private	1
223	Bradley Mills Cricket & Bowling Club	Huddersfield	Private	1
224	Broad Oak BC	Rural West	Private	1
225	Brockholes BC	Rural West	Private	1
226	Clayton West BC	Rural East	Private	1
227	Cleckheaton Moorend Working Men's Club	Batley & Spen	Private	1
228	Cowcliffe Lib	Huddersfield	Private	1
229	Crosland Moor BC	Huddersfield	Private	1
230	Dalton CBC	Huddersfield	Private	1
232	Dewsbury Gate Park	Batley & Spen	Council	2
233	Farnley Tyas BC	Rural East	Private	1
234	France Street	Batley & Spen	Council	1

## KIRKLEES COUNCIL PLAYING PITCH ASSESSMENT

Site ID	Site	Analysis area	Ownership/management	Number of greens
235	Golcar Lib	Huddersfield	Private	1
239	Jackson Bridge	Rural West	Private	1
240	Kirkheaton CBC	Huddersfield	Private	1
241	Kirkheaton Con	Huddersfield	Private	1
242	Lindley Lib	Huddersfield	Private	1
244	Linthwaite Hall	Rural West	Private	1
245	Lockwood Con	Huddersfield	Private	1
246	Longwood BC	Huddersfield	Private	1
247	Lower Hopton	Dewsbury & Mirfield	Private	1
248	Lowerhouses Com BC	Huddersfield	Private	1
249	Marsh Lib	Huddersfield	Private	1
250	Marsh Utd BC	Huddersfield	Private	1
251	Meltham No 1	Rural West	Private	2
252	Milnsbridge BC	Huddersfield	Private	1
253	Milnsbridge Lib	Huddersfield	Private	1
255	Morton House Club & Institute	Dewsbury & Mirfield	Private	1
256	Netherton Con	Huddersfield	Private	1
257	New Mill Club	Rural West	Private	1
258	Newsome WMC	Huddersfield	Private	1
260	Old Bank Working Men's Club	Dewsbury & Mirfield	Private	1
261	Overthorpe Sports Club	Dewsbury & Mirfield	Private	1
262	Paddock I&C	Huddersfield	Private	1
263	Primrose Hill Lib	Huddersfield	Private	1
264	Ravensknowle Park	Huddersfield	Council	2
266	Rockhouse Park	Dewsbury & Mirfield	Council	1
267	Royds Park (Liversedge)	Batley & Spen	Council	1
268	Skelmanthorpe Central	Rural East	Private	1
269	Skelmanthorpe Windmill	Rural East	Private	1
271	Springwood BC	Huddersfield	Private	1
275	The Hightown	Batley & Spen	Private	1
276	Thorpe Green BSC	Huddersfield	Private	1
277	Waterloo BC	Huddersfield	Private	1
350	Marsden Park	Rural West	Council	1
355	Lindley Bowling Club	Huddersfield	Private	1
363	Mount Pleasant Bowling Club	Batley & Spen	Private	1

### 8.10 **Quality**

8.11 Nearly all bowling greens are assessed as good quality, with the exception of five sites which are deemed standard:

- ✦ Bradley Mills Cricket & Bowling Club
- ✦ Farnley Tyas BC
- ✦ Oakfield Tennis Club
- ✦ Primrose Hill Liberal Club
- ✦ Raikes Lane

## KIRKLEES COUNCIL PLAYING PITCH ASSESSMENT

---

- 8.12 Only one of these sites is identified as a Kirklees Council site; Raikes Lane. The site is used by Birstall Bowling Club which rates the quality of the site as average. However, it does note that the quality has improved in recent years due to better preparation of the playing surface. Generally clubs using council greens rate the quality of provision as good (59%) or standard (41%). No clubs consider provision of council greens to be poor. Similarly private clubs rate quality of greens as either good (63%) or standard (37%).
- 8.13 Furthermore, no bowling associations highlight any concerns with regard to the quality of greens. Provision is generally thought to be of a good standard across Kirklees. Earlsheaton Park is a site repeatedly highlighted as being of a particularly high standard and well presented by bowling associations. Similarly private sites such as Cleckheaton Sports Club are also highlighted as being of an excellent standard. Its quality is demonstrated through it having recently held the All England Seniors Final.
- 8.14 In addition, the quality at Firth Park and Holroyd Park is thought by clubs and bowling associations to have improved recently due to the introduction of fencing at the sites.
- 8.15 The majority of clubs using Council sites report that the quality of their home green has either got slightly better or much better (59%) since the previous season. Reasons cited for this include better preparation of playing surfaces and due to the work of groundskeepers. Over a third of clubs using Council sites (35%) report that there has been 'no difference' in quality.  
Only one club (Rock House Park Bowling Club) states that the quality of their green has got 'slightly poorer'. No reason for such any change is given.
- 8.16 Despite the high quality rating of sites and the perceived quality from clubs and bowling associations, a number of clubs suggest that vandalism is an issue. Seven clubs using council sites highlight incidents within the last 12 months.
- 8.17 Clubs at Staincliffe Park, Holroyd Park and Wilton Park suggest the greens can be used by people for playing football and riding bikes. Bowling associations support the misuse of the green at Wilton Park. Furthermore, Holroyd Park Bowling Club also identifies that the clubhouse has been broken into.
- 8.18 Birstall Bowling Club is another club to also identify incidents of break-ins. The site has also suffered from fires being set; an issue which Ravensknowle Vets also report.
- 8.19 In addition, Firth Park Bowling Club highlights that it has had graffiti within the last 12 months. Rock House Park Bowling Club reports incidents of vandalism but does not provide any further detail.
- 8.20 Only one private club highlights an issue with vandalism. Linthwaite Bowling Club reports that misuse (e.g. football and bikes), graffiti and evidence of alcohol/drug use have been noted in the last 12 months.
- 8.21 **Demand**
- Current demand***
- 8.22 There are 20 clubs using Kirklees Council bowling greens, of which 17 (85%) have been consulted. There are a total of 601 members across the consulted clubs playing at Council sites, consisting of 420 males, 178 females and three juniors. Membership varies from 71 at Earlsheaton Bowling Club to 21 at Birstall Bowling Club and Wilton Park Vets Bowling Club.

## KIRKLEES COUNCIL PLAYING PITCH ASSESSMENT

Table 8.2: Summary of club membership at Council sites

Site ID	Site name	Analysis area	No. of greens	Club(s)	Members
39	Crow Nest Park	Dewsbury & Mirfield	1	Crow Nest Park Bowling Club	-
				Mirfield Parish Bowling Club	26
50	Earlsheaton Park	Dewsbury & Mirfield	2	Earlsheaton Bowling Club	71
83	Holroyd Park	Dewsbury & Mirfield	1	Holroyd Park Bowling Club	24
125	Mirfield Memorial Ground	Dewsbury & Mirfield	1	Mirfield Bowling Club	42
				Mirfield Vets	36
203	Firth Park	Batley & Spen	2	Firth Park Bowling Club	19
204	Greenhead Park	Huddersfield	2	Greenhead Park Bowling Club	23
212	Millbridge Park	Batley & Spen	1	Millbridge Park Bowling Club	33
214	Raikes Lane	Batley & Spen	1	Birstall Bowling Club	21
218	Wilton Park (Batley)	Batley & Spen	2	Wilton Park Vets Bowling Club	21
221	Birkenshaw BC	Batley & Spen	1	Birkenshaw Bowling Club	48
232	Dewsbury Gate Park	Batley & Spen	2	Staincliffe Vets Bowling Club	31
				Staincliffe Park Open Age	-
234	France Street	Batley & Spen	1	Soothill Park Vets	34
264	Ravensknowle Park	Huddersfield	1	Ravensknowle Vets	52
				Bradley Mills	-
266	Rockhouse Park	Dewsbury & Mirfield	1	Rockhouse Park Bowling Club	37
267	Royds Park	Batley & Spen	1	Royds Park Bowling Club	51
350	Marsden Park	Rural West	1	Marsden Bowling Club	32

- 8.23 Of the clubs, only two identify having any junior members; Royds Park (2) and Earlsheaton Park (1). No clubs highlight any plans to increase junior membership.
- 8.24 Overall, ten of the clubs using Council sites that have been consulted suggest membership levels have remained roughly the same over the last three years. A further five clubs (Birstall, Royds, Millbridge, Ravensknowle and Staincliffe Vets) state that membership levels have increased. For both Royds and Millbridge clubs this has resulted in an additional team being created. It is likely that for the other clubs the increase is minimal.
- 8.25 Only one club, Wilton Park, reports a decrease in membership levels. No reason is provided for this decrease.
- 8.26 The proportion of clubs planning to increase membership is mixed. Just over half of consulted clubs (53%) state they do whilst 47% do not intend to increase the number of members. Clubs planning to increase were asked to quantify potential growth. Clubs report

## KIRKLEES COUNCIL PLAYING PITCH ASSESSMENT

---

that they have plans on increasing membership by 32 senior members. Birstall Bowling Club is the only club to identify plans to introduce junior members as well.

- 8.27 Most of the nine clubs that plan to increase the number of members in the future believe that improved advertising and word of mouth are the key factor to attracting more members.
- 8.28 For the eight responding private clubs, there are a total of 749 members. Five of these clubs also highlight having junior members. Membership levels at private clubs have generally remained the same in recent years.

### ***Latent demand***

- 8.29 Nearly all clubs suggest that an additional bowling green at their ground or in the area would not lead to an increase in club membership. Although, three clubs using council sites suggest that they could provide more teams if additional green were available.
- 8.30 However, no clubs currently operate a waiting list and all clubs would welcome any new members. It is therefore likely that that any planned increases could be accommodated on existing greens. This is also supported by comments from the bowling associations.

### **Supply and demand analysis**

- 8.31 Generally, through consultation, it is considered that most Council bowling greens in Kirklees have spare capacity, meaning any increases in membership could be sustained.
- 8.32 Furthermore, there are a significant number of bowling greens provided and operated by other private sports clubs or social clubs. Again no concerns regarding capacity at any of these sites are highlighted; suggesting any growth in membership levels could be accommodated.

#### **Bowls summary**

- ◀ There are 84 crown green bowling greens in Kirklees. Of these, 22 are maintained by the council. The majority are private sports or social club greens.
- ◀ In general the quality of bowling greens in Kirklees is considered good with nearly all sites being assessed as good quality. Only five sites rate as standard.
- ◀ Clubs using council greens rate quality as good (59%) or standard (41%). No clubs consider provision to be poor.
- ◀ A total of 59% of clubs using council sites report that the quality of their home green has improved from the previous season. Just over a third (35%) state there has been no change.
- ◀ Vandalism is highlighted at several sites; with incidents of ball games, bike use and fires being noted
- ◀ Junior membership is more prevalent at private clubs compared to council based clubs.
- ◀ Analysis of club membership shows that demand has generally remained static over the previous three years. Nearly a third of clubs (29%) report increasing membership but none consider this to be restricting any further growth.
- ◀ No club (private or based at council sites) suggest additional bowling greens would lead to increases in membership levels. Therefore it would appear that there are enough greens available for community use to accommodate both the current and future demand.



# KIRKLEES PLAYING PITCH ASSESSMENT

## 9. PART 9: TENNIS

### 9.1. Introduction

9.2. The Lawn Tennis Association (LTA) is the organisation responsible for the governance of tennis and administers the sport locally across Kirklees.

### 9.3. Consultation

9.4. A survey was distributed to all 17 tennis clubs within Kirklees. This was chased via telephone with a face to face meeting taking place with Denby Dale Tennis Club. Huddersfield Lawn Tennis Club, Hillside Tennis Club and Netherton Tennis Club did not respond. The latter is believed to have folded. However, the following 14 clubs were consulted:

- ◀ Cleckheaton Lawn Tennis Club
- ◀ Denby Dale Tennis Club
- ◀ Gregory Fields Tennis Club
- ◀ Grove Tennis Club
- ◀ Holmfirth Parish Church Tennis Club
- ◀ Linthwaite Methodist Tennis Club
- ◀ Liversedge Tennis Club
- ◀ Longley Community Sports Club
- ◀ Marsden Tennis Club
- ◀ Mirfield Tennis Club
- ◀ Oakfield Tennis Club
- ◀ Thongsbridge Tennis Club
- ◀ Thornhill Tennis Club
- ◀ Shepley Tennis Club

### 9.5. Supply

9.6. There are a total of 102 tennis courts identified in Kirklees. The courts are located across 25 sites including private sports clubs, parks and centres, all of which are available for community use.

9.7. Please note that for the purposes of this report, being available for community use refers to courts in public, voluntary, private or commercial ownership or management recorded as being available for hire by individuals, teams or clubs.

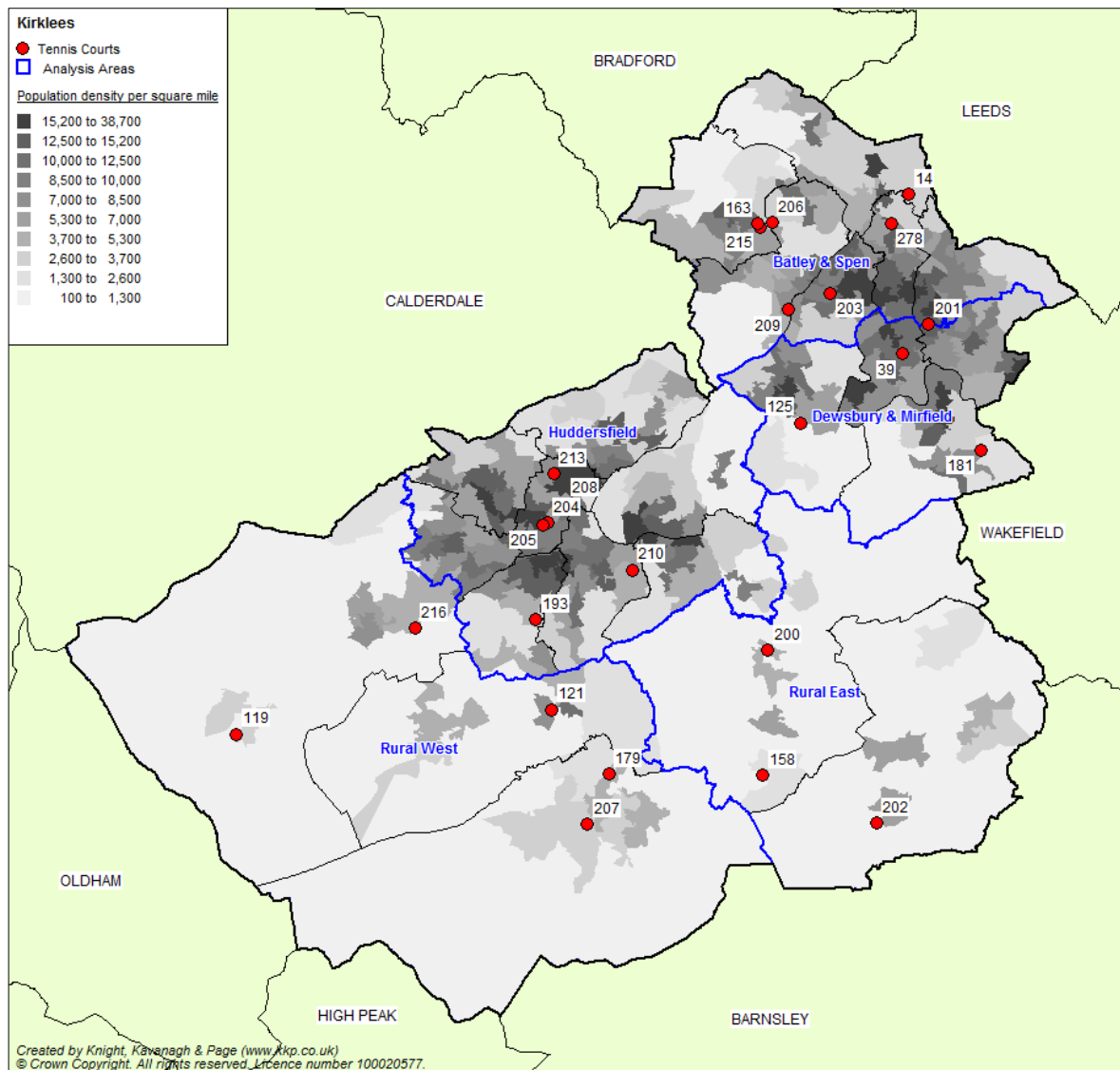
*Table 9.1: Summary of the number of courts by analysis area*

Analysis area	No. of sites	No. of courts
Batley & Spen	7	24
Dewsbury & Mirfield	4	14
Huddersfield	6	33
Rural East	3	7
Rural West	5	24
<b>KIRKLEES</b>	<b>25</b>	<b>102</b>

9.8. As indicated in Table 9.1, the majority of tennis courts are located in the Huddersfield (32%), Batley & Spen (24%) and Rural West (24%) analysis areas. The Rural East Analysis Area has the lowest proportion of courts (7%) with a slightly higher proportion (14%) located in the Dewsbury & Mirfield Analysis Area.

# KIRKLEES PLAYING PITCH ASSESSMENT

9.9. *Figure 9.1: Location of tennis courts*



## KIRKLEES PLAYING PITCH ASSESSMENT

9.10. Table 9.2: Key to map

Site ID	Site name	Maintained	Analysis area	Availability for community use?	No. of courts	Flood-lights?	Court type	Court quality <sup>9</sup>
14	Batley Sports & Tennis Centre	Council	Batley & Spen	Yes	4	Yes	Polymeric	Good
39	Crow Nest Park	Council	Dewsbury & Mirfield	Yes	4	No	Macadam	Good
119	Marsden Cricket & Bowling Club	Club	Rural West	Yes	3	1 court	Macadam	Average
121	Meltham Road Recreation Ground (Meltham Hall Park)	Council	Rural West	Yes	2	No	Macadam	Average
125	Mirfield Memorial Ground (Moorland CC)	Club	Dewsbury & Mirfield	Yes	6	2 courts	Tarmac	Good
158	Shepley Tennis Club	Club	Rural East	Yes	2	Yes	Artificial	Good
163	Cleckheaton Lawn Tennis Club	Club	Batley & Spen	Yes	1	No	Grass	Good
					2	No	Macadam	Good
					2	No	Clay	Good
179	Thongsbridge Tennis Club	Club	Rural West	Yes	7	Yes	Artificial	Good
					4	Yes	Polymeric	Good
					2	Yes	Macadam	Good
181	Thornhill Tennis Club	Club	Dewsbury & Mirfield	Yes	3	Yes	Macadam	Good
193	Woodfield Park Police Sports Ground	Club	Huddersfield	Yes	3	No	Macadam	Average
200	Gregory Fields Tennis Club	Club	Rural East	Yes	3	Yes	Macadam	Good
201	Carr House Park	Council	Dewsbury & Mirfield	Yes	1	No	Macadam	Poor
202	Denby Dale Tennis Club	Club	Rural East	Yes	2	Yes	Macadam	Good
203	Firth Park	Council	Batley & Spen	Yes	3	No	Macadam	Good

<sup>9</sup> Assessed using a non-technical site assessment pro-forma and also takes account of user comments.

## KIRKLEES PLAYING PITCH ASSESSMENT

Site ID	Site name	Maintained	Analysis area	Availability for community use?	No. of courts	Flood-lights?	Court type	Court quality <sup>9</sup>
204	Greenhead Park	Council	Huddersfield	Yes	9	No	Macadam	Good
205	Grove Lawn Tennis Club	Club	Huddersfield	Yes	3	No	Clay	Good
206	Hillside Tennis Club	Club	Batley & Spen	Yes	3	No	Tarmac	Good
207	Holmfirth Parish Church Tennis Club	Club	Rural West	Yes	3	Yes	Macadam	Good
208	Huddersfield Tennis Club	Club	Huddersfield	Yes	2	No	Artificial	Good
					1	No	Macadam	Average
					1	No	Polymeric	Good
					4	Yes	Artificial	Good
209	Liversedge Tennis Club	Club	Batley & Spen	Yes	4	2 courts	Artificial	Good
210	Longley Community Sports Club	Club	Huddersfield	Yes	3	2 courts	Macadam	Good
					3	2 courts	Artificial	Good
213	Oakfield Tennis Club	Club	Huddersfield	Yes	2	No	Artificial	Average
					1	No	Macadam	Good
					1	No	Macadam	Good
215	Royds Park	Council	Batley & Spen	Yes	1	No	Macadam	Average
216	Linthwaite Methodist Sports Club	Private	Rural West	Yes	3	No	Macadam	Good
278	Wilton Park	Council	Batley & Spen	Yes	4	No	Polymeric	Good

## KIRKLEES PLAYING PITCH ASSESSMENT

9.11. *Table 9.3: Courts by ownership/type*

Analysis area	No. of club courts	No. of council courts
Batley & Spen	12	12
Dewsbury & Mirfield	9	5
Huddersfield	24	9
Rural East	7	-
Rural West	22	2
<b>KIRKLEES</b>	<b>74</b>	<b>28</b>

- 9.12. The majority of courts in Kirklees are provided at private clubs (73%). Huddersfield Tennis Club and Thongsbridge Tennis Club provide the most courts, with eight and 13 courts respectively.
- 9.13. There are 28 courts located at Council sites. A significant proportion of these, nine courts, are located at Greenhead Park in Huddersfield. Other sites such as Crow Nest Park and Wilton Park contain four courts each. All Council provided courts are located at park sites with the exception of the four courts found at the Batley Sports and Tennis Centre. The site also has four indoor courts.
- 9.14. Nearly half of the courts in Kirklees (42%) are identified as being floodlit. Nearly all are based at club sites with the exception of four courts at the Batley Sports and Tennis Centre.
- 9.15. In addition to the courts identified above a number of schools also identify having tennis court provision. Generally these are multipurpose facilities used as playgrounds and/or over marked with other sports such as netball. In most cases schools identify that provision is not floodlit or used outside of school hours. A summary of school provision is provided below:

*Table 9.4: School provision summary*

School	No' of courts	Summary
Batley Grammar School	3	Tarmac surface. Used during summer by Batley Tennis Centre as overspill site.
Heckmondwike Grammar School	4	Worn markings on a tarmac surface. No floodlights.
Holmfirth High School	5	Marked with tennis/netball. Used as playground. Poor quality.
Honley High School	5	Three sets of courts (1x2, 1x2, 1x1). All have tarmac surfaces. Surrounding trees means often covered with leaves.
King James School	5	Tarmac surface with worn markings. No floodlights. School keen to redevelop to make more usable. May add lights.
Moor End Academy	3	Marked with tennis/netball. Used as playground.
Netherhall High School	6	Tarmac surface. No lighting. Covered in leaves.
Newsome High School	5	Two sets of courts. 1x3 courts and 1x2 courts. Both sand dressed and floodlit. Fencing poor and flooding is a problem.
North Huddersfield Trust	3	Tarmac surface marked with tennis/netball.
Royds Hall High School	5	Floodlit with tarmac surface. Slopes slightly. Rarely used.
St John Fisher Catholic High School	2	Marked as netball courts with tarmac surface and floodlights. Previously lined for tennis but never used.
Saledine Nook High School	3	Over marked with netball. No floodlights.
Shelley College	4	Courts over marked with netball. No lighting. Facility

## KIRKLEES PLAYING PITCH ASSESSMENT

School	No' of courts	Summary
		considered too dangerous to use due to condition of surface. Exploring site development options which will see courts stay.
Spen Valley High School	4	Courts do not have any nets.
Thornhill Community Academy	3	Tarmac surface with floodlights.

### Quality

- 9.16. A total of 89 courts (87%) are assessed as good quality and 12 courts (12%) as average quality. The remaining court, located at Carr House Park, is assessed as poor quality.

Table 9.5: Summary of the quality of courts by surface type

Surface type	Good	Average	Poor
Clay	5	-	-
Macadam/ Polymeric/ Tarmac	61	10	1
Grass	1	-	-
Artificial Grass	22	2	-
<b>KIRKLEES</b>	<b>89</b>	<b>12</b>	<b>1</b>

- 9.17. Issues affecting the courts assessed as average and poor quality include evidence of moss, loose gravel, poor grip underfoot, and/or poor line marking. The court at Carr House Park is also noted as having evidence of litter.

All clubs consulted deem the quality of their courts to be either good (10) or adequate (four). The following clubs deem their courts to be standard quality:

- ◀ Gregory Fields Tennis Club
- ◀ Marsden Tennis Club
- ◀ Oakfield Tennis Club
- ◀ Shepley Tennis Courts

- 9.18. The clubs highlight a desire to resurface provision at their respective sites. Gregory Fields Tennis Club cites a need to resurface two of its three courts within the next couple of years. Similarly, both Marsden Tennis Club and Oakfield Tennis Club highlight having courts with surfaces over 10 years of age. For the latter, the two courts with artificial surfaces on site are 14 years old and showing signs of wear. Shepley Tennis Club identifies a need for an additional court.
- 9.19. Mirfield Tennis Club and Denby Dale Tennis Club identify have received funding within the last few years. The former received LTA funding and a loan for floodlights and court renewal. The latter had match funding from the Council and Sport England for the court and clubhouse redevelopment in 2013.
- 9.20. Furthermore, both Linthwaite Methodist Tennis Club and Thornhill Tennis Club have also received funding for installation of floodlights and court renovation.
- 9.21. Nine clubs highlight facility/court development plans. However, only two clubs (Oakfield Tennis Club and Shepley Tennis Club) cite that funding as being secured. The summaries below should, generally, therefore be treated as aspirations as opposed to actual development plans. Further details are provided in the table.

## KIRKLEES PLAYING PITCH ASSESSMENT

Table 9.6: Summary of club plans/aspirations

Club	Development plan/aspiration
Linthwaite Methodist Tennis Club	Need to replace clubhouse.
Longley Community Sports Club	Indoor court is in need of repair. Currently looking at grant opportunities.
Marsden Tennis Club	Provision of indoor tennis court or floodlights on all courts.
Cleckheaton Lawn Tennis Club	Clubhouse rewire and provision of two new courts.
Mirfield Tennis Club	Wish to increase size of the clubhouse in order to cope with new members.
Holmfirth Parish Church Tennis Club	Plan to resurface courts in the future.
Oakfield Tennis Club	Recently resurfaced a court. Toilet/changing facilities are going to be renovated before the start of summer.
Liversedge Tennis Club	Ongoing programme of maintenance and upkeep of playing surfaces and clubhouse.
Shepley Tennis Club	Planning to have an additional court at existing venue so will have three courts in total.

### Ancillary provision

- 9.22. Nearly all clubs report having access to changing facilities. The majority of clubs rate the changing facility provision used as being good (36%) or adequate (43%) in terms of quality. There are three clubs that rate quality as poor; Linthwaite Methodist Tennis Club, Shepley Tennis Club and Oakfield Tennis Club. All three identify a need to update changing provision.

### Demand

#### Competitive tennis

- 9.23. There are 17 tennis clubs located in Kirklees. Clubs consulted (14) provide a total of 1,093 senior members and 927 junior members, with each club collectively offering a variety of teams for all members of varying ages and playing abilities.

- 9.24. Table 9.7: Summary of club membership

Name of club	Number of members		Number of teams			
	Senior	Junior	Men's	Women's	Mixed <sup>10</sup>	Junior
Cleckheaton Lawn Tennis Club	65	35	-	-	7	2
Denby Dale Tennis Club	48	56	2	2	-	1
Gregory Fields Tennis Club	60	20	3	2	-	1
Grove Tennis Club	26	6	1	2	-	-
Holmfirth Parish Church Tennis Club	53	47	4	-	-	4
Linthwaite Methodist Tennis Club	55	10	2	2	-	-

<sup>10</sup> Also includes teams where club did not specify a team gender



## KIRKLEES PLAYING PITCH ASSESSMENT

Name of club	Number of members		Number of teams			
	Senior	Junior	Men's	Women's	Mixed	Junior
Liversedge Tennis Club	50	30	4	2		3
Longley Community Sports Club	88	32	3	3	2	2
Marsden Tennis Club	75	75	6	3	-	-
Mirfield Tennis Club	100	20	6	4	1	1
Oakfield Tennis Club	100	30	4	3		1
Shepley Tennis Club	45	7	2	2	-	-
Thongsbridge Tennis Club	297	543	12	-	6	7
Thornhill Tennis Club	30	16	2	1	-	2

- 9.25. The Huddersfield and District Tennis League is the main form of competitive league structure servicing clubs within Kirklees. However, clubs do also report that teams play within the Calderdale League, Bradford League and the Wakefield League. Thongsbridge Tennis Club is the only club to identify having clubs playing within the Yorkshire League. However, it is also believed that Huddersfield Tennis Club has teams within this league.
- 9.26. Of the clubs consulted, half suggest senior membership levels have remained the same. Nearly a third (29%) state membership has increased whilst 21% cite it has decreased. Clubs reporting a decrease in membership put this down to members leaving for other clubs or retiring due to age.
- 9.27. Similar trends can be seen for junior membership; with 36% of clubs stating junior membership has remained roughly the same. However, a further 36% say junior levels have decreased with 31% citing an increase. Reasons for any changes relate to the loss or appointment of a dedicated junior coach.
- 9.28. Nearly all clubs consulted suggest they are looking to increase membership levels for both seniors and juniors. Only two clubs, Thongsbridge Tennis Club and Longley Community Sports Club, state they do not. This is likely a reflection on the availability of courts. Both clubs, particularly Thongsbridge, have large membership levels.

### ***Informal tennis***

- 9.29. All courts on education sites are available for community use; however, little use is actually recorded. For instance, only Batley Grammar School reports any regular community club use. This is by Batley Tennis Club which uses the site as overspill during the popular summer months.
- 9.30. It is likely that demand for recreational play increases annually following events such as Wimbledon. Although it is hard to measure casual use as some courts, it is assumed that courts are generally busy throughout the summer months. Council sites anecdotally highlighted as being well used include Greenhead Park and Firth Park

### ***Latent demand***

- 9.31. There are six clubs in Kirklees that report latent demand for access to additional court time and/or better ancillary facilities.

## KIRKLEES PLAYING PITCH ASSESSMENT

---

- 9.32. Longley Community Sports Club, Marsden Tennis Club, Mirfield Tennis Club and Thongsbridge Tennis Club state that if more court time were available at their home site they could provide more senior teams. This is likely a reflection of the need to balance the available court time between team/league matches and other member use.
- 9.33. Both Marsden and Mirfield tennis clubs indicate they could create more junior teams as well seniors. Furthermore, both clubs suggest if better ancillary facilities were available (i.e. changing facilities) they could further increase membership.
- 9.34. Grove Tennis Club and Shepley Tennis Club also cite that better facilities, such as an all-weather surface with floodlighting and better clubhouse respectively, would improve the appeal of the clubs.

### **Tennis summary**

- ◀ There are a total of 102 tennis courts provided in Kirklees across 25 sites. Provision can be found on a range of sites including sports clubs and parks. There are 28 courts across council managed sites.
- ◀ In addition, there are 15 secondary schools providing 60 courts, all of which are available to the community. However, these tend to be multipurpose facilities which can act as a playground.
- ◀ Of provision, 89 courts (87%) are assessed as good quality and 12 courts (12%) assessed as average quality. The remaining court, located at Carr House Park, is assessed as poor quality.
- ◀ Nearly half of courts (42%) in Kirklees have floodlights. Floodlit courts are nearly all based at club sites.
- ◀ There are 17 tennis clubs located in Kirklees. Of the 14 clubs which were consulted, 10 assess their courts as good with the other four viewing quality as standard.
- ◀ Nine clubs suggest they have development plans or aspirations to improve current facilities. However, only Oakfield Tennis Club and Shepley Tennis Club have funding secured.
- ◀ On the whole senior and junior membership at clubs has remained roughly the same; although some clubs do report fluctuations. Only three clubs identify membership for both seniors and juniors have increased; Marsden TC, Cleckheaton Lawn TC and Mirfield TC.
- ◀ Both Longley Community Sports Club and Grove Park TC identify a decrease in senior and junior membership levels. For juniors, both clubs cite a lack of coaches.
- ◀ All council courts at park sites are available for recreational play purposes. The level of usage is hard to determine but anecdotal evidence suggests these are well used but that there is plenty of spare capacity.
- ◀ A handful of clubs suggest that with better ancillary facilities and/or with greater availability of court time they could provide more teams/increase membership levels.
- ◀ It appears that any increases in future demand could be accommodated at existing sites.

# KIRKLEES

## PLAYING PITCH ASSESSMENT

---

### APPENDIX 1: SPORTING CONTEXT

The following section outlines a series of national, regional and local policies pertaining to the study and which will have an important influence on the Strategy.

#### National context

The provision of high quality and accessible community outdoor sports facilities at a local level is a key requirement for achieving the targets set out by the Government and Sport England. It is vital that this strategy is cognisant of and works towards these targets in addition to local priorities and plans.

#### ***Sport England: A Sporting Habit for Life (2012-2017)***

In 2017, five years after the Olympic Games, Sport England aspires to transforming sport in England so that it is a habit for life for more people and a regular choice for the majority. Launched in January 2012 the strategy sets out how Sport England will invest over one billion pounds of National Lottery and Exchequer funding during the five year plan period. The investment will be used to create a lasting community sport legacy by growing sports participation at the grassroots level following the 2012 London Olympics. The strategy will:

- ◀ See more people starting and keeping a sporting habit for life
- ◀ Create more opportunities for young people
- ◀ Nurture and develop talent
- ◀ Provide the right facilities in the right places
- ◀ Support local authorities and unlock local funding
- ◀ Ensure real opportunities for communities

The vision is for England to be a world leading sporting nation where many more people choose to play sport. There are five strategic themes including:

- ◀ Maximise value from current NGB investment
- ◀ Places, People, Play
- ◀ Strategic direction and market intelligence
- ◀ Set criteria and support system for NGB 2013-17 investment
- ◀ Market development

The aim by 2017 is to ensure that playing sport is a lifelong habit for more people and a regular choice for the majority. A specific target is to increase the number of 14 to 25 year olds playing sport. To accomplish these aims the strategy sets out a number of outcomes:

- ◀ 4,000 secondary schools in England will be offered a community sport club on its site with a direct link to one or more NGBs, depending on the local clubs in a school's area.
- ◀ County sports partnerships will be given new resources to create effective links locally between schools and sport in the community.
- ◀ All secondary schools that wish to do so, will be supported to open up, or keep open, their sports facilities for local community use and at least a third of these will receive additional funding to make this happen.
- ◀ At least 150 further educational colleagues will benefit from a full time sports professional who will act as a College Sport Maker.
- ◀ Three quarters of university students aged 18-24 will get the chance to take up a new sport or continue playing a sport they played at school or college.
- ◀ A thousand of our most disadvantaged local communities will get a Door Step Club.

## KIRKLEES PLAYING PITCH ASSESSMENT

---

- ◀ Two thousand young people on the margins of society will be supported by the Dame Kelly Holmes Legacy Trust into sport and to gain new life skills.
- ◀ Building on the success of the Places People Play, a further £100 million will be invested in facilities for the most popular sports.
- ◀ A minimum of 30 sports will have enhanced England Talent Pathways to ensure young people and others fulfil their potential.

### ***National Planning Policy Framework***

The National Planning Policy Framework (NPPF) sets out planning policies for England. It details how these changes are expected to be applied to the planning system. It also provides a framework for local people and their councils to produce distinct local and neighbourhood plans, reflecting the needs and priorities of local communities.

The NPPF states the purpose of the planning system is to contribute to the achievement of sustainable development. It identifies that the planning system needs to focus on three themes of sustainable development: economic, social and environmental. A presumption in favour of sustainable development is a key aspect for any plan-making and decision-taking processes. In relation to plan-making the NPPF sets out that Local Plans should meet objectively assessed needs.

The 'promoting healthy communities' theme identifies that planning policies should be based on robust and up-to-date assessments of the needs for open space, sports and recreation facilities and opportunities for new provision. Specific needs and quantitative or qualitative deficiencies or surpluses in local areas should also be identified. This information should be used to inform what provision is required in an area.

As a prerequisite the NPPF states existing open space, sports and recreation buildings and land, including playing fields, should not be built on unless:

- ◀ An assessment has been undertaken, which has clearly shown that the open space, buildings or land is surplus to requirements.
- ◀ The loss resulting from the proposed development would be replaced by equivalent or better provision in terms of quantity and quality in a suitable location.
- ◀ The development is for alternative sports and recreational provision, the needs for which clearly outweigh the loss.

In order for planning policies to be 'sound' local authorities are required to carry out a robust assessment of need for open space, sport and recreation facilities.

### ***The FA National Game Strategy (2015 – 2019)***

The main aims of the National Game Strategy are summarised below:

- ◀ Sustain and Increase Participation
- ◀ Ensure access to education sites to accommodate the game.
- ◀ Help players to be the best that they can be and provide opportunities for them to progress from grassroots to elite
- ◀ Recruit, retain and develop a network of qualified referees
- ◀ Support clubs, leagues and other competition providers to develop a safe, inclusive and positive football experience for everyone.
- ◀ Support Clubs and Leagues to become sustainable businesses, understanding and serving the needs of players and customers.

## KIRKLEES PLAYING PITCH ASSESSMENT

---

- ◀ Improve grass pitches through the pitch improvement programme to improve existing facilities and changing rooms
- ◀ Deliver new and improved facilities including new Football Turf Pitches.
- ◀ Work with priority Local Authorities enabling 50% of mini-soccer and youth matched to be played on high quality artificial grass pitches

### ***England and Wales Cricket Board (ECB) Champion Counties Strategic Plan 2014 – 2017***

The England and Wales Cricket Board unveiled a new strategic plan in 2013 which seeks to deliver successful England teams at all levels, to produce a vibrant domestic game as well as increasing participation during the period 2014-17. It builds on the 2005 plan, Building Partnerships and the subsequent 2009 initiative, Grounds to Play.

The plan will take advantage of local partnerships developed in earlier plans and support local delivery of priorities through the County network. It targets operational excellence to make maximum use of scarce resources and facilities during a time of economic austerity.

Among the targets set under the four pillars of Effective Governance, Vibrant Domestic Game, Enthusing Participation and Successful England teams, which are relevant to the playing pitch strategy, are:

- ◀ An increase in participation as measured by Sport England's Active People Survey from 183,400 to 197,500
- ◀ Expand the number of clubs participating in NatWest CricketForce from 2,000 to 2,200
- ◀ Increase the number of cricket's volunteers to 80,000 by 2017
- ◀ Expand the number of participants in women's and disabilities cricket by 10% by 2017
- ◀ To increase the number of TwelfthMan members from 220,000 to 250,000 by 2017
- ◀ Complete an approved Community Engagement programme with all 18 First Class Counties and MCC
- ◀ For each £1 provided in facility grants through the 'Sport England Whole Sport Plan Grant Programme' ensure a multiplier of three with other funding partners
- ◀ Provide a fund of £8.1m of capital investment to enhance floodlights, sightscreens, replay screens, power sub-stations and broadcasting facilities at First Class County venues
- ◀ Provide an interest-free loan fund to community clubs of £10 million
- ◀ Qualify and engage 50 Level 4 coaches to support the development of professional cricketers
- ◀ Expand the number of coaches who have received teacher level 1, 2 or 3 qualifications to 50,000
- ◀ Provide a fund of £2 million for community clubs to combat the impact of climate change
- ◀ Introduce a youth T20 competition engaging 500 teams by 2017

The following actions executed during the duration of Building Partnerships provide a strong base for this plan. Actions include:

- ◀ Streamlining ECB governance
- ◀ Building participation by more than 20% per annum (as measured through ECB focus clubs and County Cricket Boards)
- ◀ Developing women's cricket
- ◀ Attracting volunteers
- ◀ Expanding cricket's spectator base
- ◀ Introducing grants and loans to clubs

## KIRKLEES PLAYING PITCH ASSESSMENT

---

- ◀ Developing disabilities cricket

This plan therefore influences 'Grounds to Play' in the areas of facilities and coaches, which is where ECB investment will be focussed. Partnership funding and support will play a key role in the delivery of actions and maintaining the strength of the pillars.

### ***The Rugby Football Union National Facilities Strategy (2013-2017)***

The RFU National Facility Strategy 2013-2017 provides a framework for development of high-quality, well-managed facilities that will help to strengthen member clubs and grow the game in communities around them. In conjunction with partners, this strategy will assist and support clubs and other organisations, so that they can continue to provide quality opportunities for all sections of the community to enjoy the game. It sets out the broad facility needs of the sport and identifies investment priorities to the game and its key partners. It identifies that with 1.5 million players there is a continuing need to invest in community club facilities in order to:

- ◀ Create a platform for growth in club rugby participation and membership, especially with a view to exploiting the opportunities afforded by RWC 2015.
- ◀ Ensure the effectiveness and efficiency of rugby clubs, through supporting not only their playing activity but also their capacity to generate revenue through a diverse range of activities and partnerships.

In summary the priorities for investment which have met the needs of the game for the Previous period remain valid:

- ◀ Increase the provision of changing rooms and clubhouses that can sustain concurrent adult and junior male and female activity at clubs
- ◀ Improve the quality and quantity of natural turf pitches and floodlighting
- ◀ Increase the provision of artificial grass pitches that deliver wider game development

It is also a high priority for the RFU to target investment in the following:

- ◀ Upgrade and transform social, community and catering facilities, which can support the generation of additional revenues
- ◀ Facility upgrades, which result in an increase in energy-efficiency, in order to reduce the running costs of clubs
- ◀ Pitch furniture, including rugby posts and pads, pitch side spectator rails and grounds maintenance equipment

### ***England Hockey (EH) - A Nation Where Hockey Matters (2013-2017)***

EH have a clear vision, a powerful philosophy and five core objectives that all those who have a role in advancing Hockey can unite behind. With UK Sport and Sport England's investment, and growing commercial revenues, EH are ambitious about how they can take the sport forward in Olympic cycles and beyond.

*"The vision is for England to be a 'Nation Where Hockey Matters'. A nation where hockey is talked about at dinner tables, playgrounds and public houses, up and down the country. A nation where the sport is on the back pages of our newspapers, where children dream of scoring a goal for England's senior hockey team, and where the performance stirs up emotion amongst the many, not the few"*



## KIRKLEES PLAYING PITCH ASSESSMENT

---

England Hockey aspires to deepen the passion of those who play, deliver and follow sport by providing the best possible environments and the best possible experiences. Whilst reaching out to new audiences by making the sport more visible, available and relevant and through the many advocates of hockey.

Underpinning all this is the infrastructure which makes the sport function. EH understand the importance of volunteers, coaches, officials, clubs and facilities. The more inspirational people can be, the more progressive Hockey can be and the more befitting the facilities can be, the more EH will achieve. The core objectives are as follows:

- ◀ Grow our Participation
- ◀ Deliver International Success
- ◀ Increase our Visibility
- ◀ Enhance our Infrastructure
- ◀ Be a strong and respected Governing Body

England Hockey has a Capital Investment Programme (CIP), that is planned to lever £5.6 million investment into hockey facilities over the next four years, underpinned by £2m million from the National Governing Body. With over 500 pitches due for refurbishment in the next 4-8 years, there will be a large focus placed on these projects through this funding stream. The current level of pitches available for hockey is believed to be sufficient for the medium term needs, however in some areas, pitches may not be in the right places in order to maximize playing opportunities

### ***‘The right pitches in the right places’<sup>11</sup>***

In 2012, EH released its facility guidance which is intended to assist organisations wishing to build or protect hockey pitches for hockey. It identifies that many existing hockey AGPs are nearing the end of their useful life as a result of the installation boom of the 90’s. Significant investment is needed to update the playing stock and protect the sport against inappropriate surfaces for hockey as a result of the rising popularity of AGPs for a number of sports. EH is seeking to invest in, and endorse clubs and hockey providers which have a sound understanding of the following:

- ◀ Single System – clubs and providers which have a good understanding of the Single System and its principles and are appropriately places to support the delivery.
- ◀ ClubsFirst accreditation – clubs with the accreditation are recognised as producing a safe effective and child friendly hockey environment
- ◀ Sustainability – hockey providers and clubs will have an approved development plan in place showing their commitment to developing hockey, retaining members and providing an insight into longer term goals. They will also need to have secured appropriate tenure.

---

11

<http://englandhockey.co.uk/page.asp?section=1143&sectionTitle=The+Right+Pitches+in+the+Right+Places>



## KIRKLEES PLAYING PITCH ASSESSMENT

---

### ***British Tennis (LTA) - Place to Play Strategy***

The LTA aim to get more people to play tennis more frequently and the places to play strategy is a way of doing this. The strategy will aim to provide high quality facilities for everyone at a convenient location.

It's one plan that aims to increase opportunities for people to play tennis on a regular basis at tennis clubs close to their home, which provides high quality opportunities on safe and well maintained tennis courts.

The strategy sets out:

- ◀ Overall vision for places to play
- ◀ How to grow regular participation by supporting places to play to develop and deliver the right programmes
- ◀ Capital investment decisions to ensure we invest in the right facilities to grow the sport
- ◀ Supporting performance programmes in the right locations

The LTA is committed to growing the sport to ensure that more people are playing tennis more often at first class tennis facilities, with high quality coaching programmes and well organised competition.

The overall aim for the next five years (2011-2016) is to ensure that, as far as practicably possible, the British population has access to and are aware of the places and high quality tennis opportunities in their local area. In brief

- ◀ Access for everyone to well maintained high quality tennis facilities which are either free or pay as you play
- ◀ A Clubmark accredited place to play within a ten minute drive of their home
- ◀ Indoor tennis courts within a 20 minute drive time of their home
- ◀ A mini tennis (ten and under) performance programme within a 20 minute drive of their home (Performance Centres)
- ◀ A performance programme for 11 - 15 year olds within a 45 minute drive time of their home (High Performance Centre)
- ◀ A limited number of internationally orientated programmes strategically spread for players 16+ with an international programme (International High Performance Centres)

## KIRKLEES PLAYING PITCH ASSESSMENT

---

### ***Bowls England Strategic Plan 2014-2017***

Bowls England is the largest National Governing Body for the sport of bowls in England, with more than 116,000 individual affiliated members. However, the challenges that the sport now faces are probably greater than at any time in its history.

Research has shown that recruiting and retaining members continues to be a top priority for clubs, many of whom continue to operate in the face of decreasing membership and rising costs.

The Bowls England Strategic Plan sets out three main objectives:

***Promote*** the sport of outdoor flat green bowls

***Recruit*** new participants to the sport of outdoor flat green bowls

***Retain*** current and future participants within the sport of outdoor flat green bowls

The following are strategic priorities for the period to March 2017:

1. To increase participation in the sport of outdoor flat green bowls
2. To support County Associations and Clubs
3. To provide strong leadership and direction

**KIRKLEES  
PLAYING PITCH ASSESSMENT**

**APPENDIX 2: REQUIREMENTS OF STEP SYSTEM**

Step/ Grade	Min Capacity	Pitch Barrier	Technical area	Floodlights	Turnstiles	Spectator Accommodation	Press seating	Toilets within ground	Players Changing	Match Officials Changing
7	No minimum and no boundary fencing required	Post and rope around all sides that accommodate spectators. Minimum of 1.83m (ideally 2m) away from touchline and if hard standing exists (not compulsory) it should be minimum of 0.9 metres width.	Not essential but its desirable that a technical area exists within the laws of the game	Not compulsory	Not required, however where one exists it must be fixed and fully operational	No specific requirements for accommodation	None Required	Provision should be made for adequate toilet facilities	Existing must be 12m2, with 4 shower heads and adequate toilets for players. New build 18m2.	Minimum 4m2, 1 shower and access to toilets (not necessarily inside the changing room). New build 6m2.  Provision for both male and female officials required.
Entry to Step 6/ H	No minimum, but ground must be enclosed with fencing 1.83m high	1.1m high and 1.83 m away from touchline (ideally 2m). Hard standing width of 0.9m on spectator side of barrier on a minimum of 2 adjacent sides from the entrance.	Same side of pitch, ideally 3m apart and seat 8 people or 4m in length	Average lux of 120 for existing or 180 lux must be provided for new	1 required or a pay box.	Can be on 1 side only. 50 minimum covered. No allocation required for Directors	None Required	2 WC's should be required	Existing must be 12m2, with 4 shower heads, 1 wash hand basin, 1 WC. New build 18m2.	Minimum 4m2, 1 shower, 1 WC (exclusive use but not necessarily en suite) and 1 wash hand basin. New build 6m2.  Provision for both male and female officials required.
6/ G	No minimum, but ground must be enclosed with fencing 1.83m high	1.1m high and 1.83 m away from touchline (ideally 2m). Hard standing width of 0.9m on spectator side of barrier on a minimum of 2 sides on adjacent sides from the entrance.	Same side of pitch, ideally 3m apart and seat 8 people or 4m in length	Average lux of 120 for existing or 180 lux must be provided for new	1 required or a pay box.	Can be on 1 side but preferably 2 sides. 100 minimum covered of which 50 must be seated and located in one stand. No allocation required for Directors	None Required	Male: 2 urinals or equivalent and 1 WC. Female: 2WC's	Existing must be 12m2, with 4 shower heads, 1 wash hand basin, 1 WC. New build 18m2.	Minimum 4m2, 1 shower, 1 WC and 1 wash hand basin. New build 6m2.  Provision for both male and female officials required.
5/ F	No minimum, but ground must be enclosed with fencing 1.83m high	1.1m high and 1.83 m away from touchline (ideally 2m). Hard standing width of 0.9m on spectator side of barrier on a minimum of 3 sides.	Same side of pitch, ideally 3m apart and seat 8 people or 4m in length	Average lux of 120 for existing or 180 lux must be provided for new	1 required or a pay box.	Can be on 1 side but preferably on 2 sides of ground. 200 minimum covered of which 100 must be seated (can be 2 stands each 50) 16 seats allocated to Directors. Public address system required.	None Required	Male: 2 urinals or equivalent and 1 WC. Female: 2WC's	Existing must be 12m2, with 4 shower heads, 1 wash hand basin, 1 WC. New build 18m2.	Minimum 4m2, 1 shower, 1 WC and 1 wash hand basin. New build 6m2.  Provision for both male and female officials required.
Seeking promotion from 5-4/ E	1,000	1.1m high and 1.83 m away from touchline (ideally 2m). Must be in filled so ball can't pass through. 0.9m hard standing on all 4 areas of the ground	Same side of pitch, ideally 3m apart and seat 8 people or 4m in length	Average lux of 120 for existing or 180 lux must be provided for new	2 required with 0.9m hard standing to all spectator areas.	Preferably on at least 2 sides of ground. 250 minimum covered of which 150 must be seated in not more than 2 stands (no stand can have less than 50 seats). 16 seats allocated to Directors. Also need separate Directors room for hospitality serving minimum 16 people. Separate medical room required, not accessed through changing rooms. Public address system required.	Minimum 2 with lights and writing facilities	Male: 2 urinals or equivalent and 1 WC. Female: 2WC's	Existing must be 12m2, with 4 shower heads, 1 wash hand basin, 1 WC. New build 18m2.	Minimum 4m2, 1 shower, 1 WC and 1 wash hand basin. Bell buzzer required. New build 6m2.  Provision for both male and female officials required.

**KIRKLEES  
PLAYING PITCH ASSESSMENT**

Step/ Grade	Min Capacity	Pitch Barrier	Technical area	Floodlights	Turnstiles	Spectator Accommodation	Press seating	Toilets within ground	Players Changing	Match Officials Changing
4/ D	1,300 with potential to increase to 1,950	1.1m high and 1.83 m away from touchline (ideally 2m). Must be in filled so ball can't pass through. 0.9m hard standing on all 4 areas of the ground	Same side of pitch, ideally 3m apart and seat 8 people or 4m in length	Average lux of 120 for existing or 180 lux must be provided for new	2 required with 0.9m hard standing to all spectator areas.	Preferably on at least 2 sides of ground. 300 minimum covered of which 150 must be seated in not more than 2 stands (no stand can have less than 50 seats). 24 seats allocated to Directors. Also need separate Directors room for hospitality serving minimum 24 people. Separate medical room required, not accessed through changing rooms. Public address system required.	Minimum 2 with lights and writing facilities	Male: 2 urinals or equivalent and 1 WC. Female: 2WC's	Existing must be 12m2, with 4 shower heads, 1 wash hand basin, 1 WC. New build 18m2.	Minimum 4m2, 1 shower, 1 WC and 1 wash hand basin. Bell buzzer required. New build 6m2.  Provision for both male and female officials required.
3/ C	1,950, with potential to increase to 3,000	1.1m high and 1.83 m away from touchline (ideally 2m). Must be in filled so ball can't pass through. 0.9m hard standing on all 4 areas of the ground	Same side of pitch, ideally 3m apart and seat 8 people or 4m in length	Average lux of 120 for existing or 180 lux must be provided for new	3 required with 0.9m hard standing to all spectator areas.	Preferably on 2 sides of ground. 500 minimum covered of which 250 must be seated (no more than 2 stands, minimum of 50 per stand). 24 seats allocated to Directors. Also need separate Directors room for hospitality serving minimum 24 people. Separate medical room required, not accessed through changing rooms. Public address system required.	4 with lights and writing facilities	Male: 4 urinals or equivalent and 2 WC's. Female: 2WC's	Existing must be 12m2, with 4 shower heads, 1 wash hand basin, 1 WC. New build 18m2.	Minimum 4m2, 1 shower, 1 WC and 1 wash hand basin. Bell buzzer required. New build 6m2.  Provision for both male and female officials required.
2/ B	3,000, with potential to increase to 4,000	1.1m high and 1.83 m away from touchline (ideally 2m). Must be in filled so ball can't pass through. 0.9m hard standing on all 4 areas of the ground	Same side of pitch, ideally 3m apart and seat 11 people or 5.5m in length	Average lux of 180	6 required with 0.9m hard standing to all spectator areas.	Preferably on 2 sides of ground. 500 minimum covered of which 250 must be seated and located in one stand. 24 seats allocated to Directors. Also need separate Directors room for hospitality serving minimum 24 people. Separate medical room required, not accessed through changing rooms. Public address system required	6 with lights and writing facilities	Male: 4 urinals or equivalent and 2 WC's. Female: 2WC's	Must be 18m2, with 4 shower heads, 1 wash hand basin, 1 WC.	Minimum 4m2, 1 shower, 1 WC and 1 wash hand basin. Bell buzzer required. New build 6m2.  Provision for both male and female officials required.
1/ A	4,000, with potential to increase to 5,000	1.1m high and 2.25 m away from touchline (ideally 2.75m). Must be in filled so ball can't pass through. 1m hard standing on all 4 areas of the ground	Same side of pitch, ideally 3m apart and seat 11 people or 5.5m in length	Average lux of 250	8 required with 1m hard standing to all spectator areas.	Preferably on 2 sides of ground. 500 minimum covered of which 250 must be seated and located in one stand. 24 seats allocated to Directors. Also need separate Directors room for hospitality serving minimum 24 people. Separate medical room required, not accessed through changing rooms. Public address system required	12 with lights and writing facilities	Male: 4 urinals or equivalent and 2 WC's. Female: 2WC's	Must be 18m2, with 4 shower heads, 1 wash hand basin, 1 WC and 2 urinals.	Minimum 6m2, 1 shower, 1 WC and 1 wash hand basin. Bell buzzer required. New build 6m2.  Provision for both male and female officials required.

**KIRKLEES  
PLAYING PITCH ASSESSMENT**

**APPENDIX 3: RUGBY LEAGUE TRAINING**

Club	Team			KKP Ref	Home Ground	Analysis Area		Training Ground	Pitch	Type	Match Equivalents	When
Batley Boys ARLFC	Mens Summer	Senior	Mens	170	Staincliffe Playing Fields & Cricket Ground	Batley & Spen	91	Hyrstmount STP	AGP	Full Size	2	Tues & Thurs 7pm
Batley Boys ARLFC	Mens Winter	Senior	Mens	170	Staincliffe Playing Fields & Cricket Ground	Batley & Spen		Hyrstmount STP				
Batley Boys ARLFC	Ladies	Senior	Womens	170	Staincliffe Playing Fields & Cricket Ground	Batley & Spen		Hyrstmount STP				
Batley Boys ARLFC	Under 8s	Primary	Mixed	9	Batley Bulldogs Rlfc (Mount Pleasant Stadium)	Batley & Spen	9	Batley Bulldogs Rlfc (Mount Pleasant Stadium)	Primary		1	Friday 6pm
Batley Boys ARLFC	Under 9s	Primary	Mixed	9	Batley Bulldogs Rlfc (Mount Pleasant Stadium)	Batley & Spen	9	Batley Bulldogs Rlfc (Mount Pleasant Stadium)	Primary		1	Friday 6pm
Batley Boys ARLFC	Under 10s	Primary	Mixed	175	Taylor Street / Victoria	Batley & Spen	170	Staincliffe Playing Fields & Cricket Ground	Senior		1	Tuesday 5.15pm
Batley Boys ARLFC	Under 11s	Primary	Mixed	175	Taylor Street / Victoria	Batley & Spen	175	Taylor Street / Victoria	Junior		1	Tues & Thurs 6.30-7.30pm
Batley Boys ARLFC	Under 12s	Junior	Boys	175	Taylor Street / Victoria	Batley & Spen	175	Taylor Street / Victoria	Junior		1	Tues & Thurs 6.30-7.30pm
Batley Boys ARLFC	Under 13s	Junior	Boys	175	Taylor Street / Victoria	Batley & Spen	175	Taylor Street / Victoria	Junior		1	Weds & Fri 6.30-7.30pm
Batley Boys ARLFC	Under 14s	Junior	Boys	175	Taylor Street / Victoria	Batley & Spen	175	Taylor Street / Victoria	Junior		1	Tues 5.30-6.30pm & Friday 6.30-7.30pm
Batley Bulldogs RLFC	1st	Senior	Mens	9	Batley Bulldogs Rlfc (Mount Pleasant Stadium)	Batley & Spen	91	Hyrstmount STP	AGP	Full Size	6	3 times a week, 6.30pm
Birkenshaw RLFC	1st	Senior	Mens	53	East Bierley Recreation Ground	Batley & Spen		Training takes place off site at Tong High School, Bradford on a Thursday and at Gymnasium in Dudley Hill on a Tuesday	AGP	Full size	2	
Birkenshaw RLFC	Under 7s	Primary	Mixed	53	East Bierley Recreation Ground	Batley & Spen		Training takes place off site at Tong High School, Bradford on a Thursday and at Gymnasium in Dudley Hill on a Tuesday	Gym		2	
Birkenshaw RLFC	Under 8s	Primary	Mixed	53	East Bierley Recreation Ground	Batley & Spen		Training takes place off site at Tong High School, Bradford on a Thursday and at Gymnasium in Dudley Hill on a Tuesday				
Birkenshaw RLFC	Under 9s	Primary	Mixed	53	East Bierley Recreation Ground	Batley & Spen		Training takes place off site at Tong High School, Bradford on a Thursday and at Gymnasium in Dudley Hill on a Tuesday				
Birkenshaw RLFC	Under 11s	Primary	Mixed	53	East Bierley Recreation Ground	Batley & Spen		Training takes place off site at Tong High School, Bradford on a Thursday and at Gymnasium in Dudley Hill on a Tuesday				
Birstall Victoria ARLFC	Mens	Senior	Mens	101	Leeside School Fields	Batley & Spen	14	Batley Sports & Tennis Centre	AGP	Full Size	2	
Birstall Victoria ARLFC	Under 7s	Primary	Mixed	101	Leeside School Fields	Batley & Spen		Batley Sports & Tennis Centre				

**KIRKLEES  
PLAYING PITCH ASSESSMENT**

Club	Team			KKP Ref	Home Ground	Analysis Area		Training Ground	Pitch	Type	Match Equivalent	When
Birstall Victoria ARLFC	Under 8s	Primary	Mixed	101	Leeside School Fields	Batley & Spen		Batley Sports & Tennis Centre				
Birstall Victoria ARLFC	Under 9s	Primary	Mixed	101	Leeside School Fields	Batley & Spen		Batley Sports & Tennis Centre				
Birstall Victoria ARLFC	Under 11s	Primary	Mixed	101	Leeside School Fields	Batley & Spen		Batley Sports & Tennis Centre				
Birstall Victoria ARLFC	Under 12s	Junior	Boys	101	Leeside School Fields	Batley & Spen		Batley Sports & Tennis Centre				
Birstall Victoria ARLFC	Under 13s	Junior	Boys	101	Leeside School Fields	Batley & Spen		Batley Sports & Tennis Centre				
Birstall Victoria ARLFC	Under 15s	Junior	Boys	101	Leeside School Fields	Batley & Spen		Batley Sports & Tennis Centre				
Birstall Victoria ARLFC	Girls U14s	Junior	Girls	101	Leeside School Fields	Batley & Spen		Batley Sports & Tennis Centre				
Dewsbury Moor ARLFC	Mens 1st	Senior	Mens	46	Dewsbury Moor Arlfc	Dewsbury & Mirfield		Dewsbury Moor Arlfc				
Dewsbury Moor ARLFC	Mens A	Senior	Mens	46	Dewsbury Moor Arlfc	Dewsbury & Mirfield		Dewsbury Moor Arlfc				
Dewsbury Moor ARLFC	Ladies Demons	Senior	Womens	46	Dewsbury Moor Arlfc	Dewsbury & Mirfield	46	Dewsbury Moor Arlfc	Senior		1	Mondays 6pm-7pm
Dewsbury Moor ARLFC	Under 8s	Primary	Mixed	46	Dewsbury Moor Arlfc	Dewsbury & Mirfield		Juniors train off site and indoors which is not ideal.	Indoors		5	
Dewsbury Moor ARLFC	Under 9s	Primary	Mixed	46	Dewsbury Moor Arlfc	Dewsbury & Mirfield		Juniors train off site and indoors which is not ideal.				
Dewsbury Moor ARLFC	Under 10s	Primary	Mixed	46	Dewsbury Moor Arlfc	Dewsbury & Mirfield		Juniors train off site and indoors which is not ideal.				
Dewsbury Moor ARLFC	Under 11s	Primary	Mixed	46	Dewsbury Moor Arlfc	Dewsbury & Mirfield		Juniors train off site and indoors which is not ideal.				
Dewsbury Moor ARLFC	Under 12s	Junior	Boys	46	Dewsbury Moor Arlfc	Dewsbury & Mirfield		Juniors train off site and indoors which is not ideal.				
Dewsbury Moor ARLFC	Under 13s	Junior	Boys	46	Dewsbury Moor Arlfc	Dewsbury & Mirfield		Juniors train off site and indoors which is not ideal.				
Dewsbury Moor ARLFC	Under 14s	Junior	Boys	46	Dewsbury Moor Arlfc	Dewsbury & Mirfield		Juniors train off site and indoors which is not ideal.				
Dewsbury Moor ARLFC	Under 15s	Junior	Boys	46	Dewsbury Moor Arlfc	Dewsbury & Mirfield		Juniors train off site and indoors which is not ideal.				
Dewsbury Moor ARLFC	Under 16s	Junior	Boys	46	Dewsbury Moor Arlfc	Dewsbury & Mirfield		Juniors train off site and indoors which is not ideal.				
Dewsbury Moor ARLFC	Under 18s	Junior	Boys	46	Dewsbury Moor Arlfc	Dewsbury & Mirfield		Juniors train off site and indoors which is not ideal.				
Dewsbury Celtic RLFC	Mens 1st	Senior	Mens	39	Crow Nest Park	Dewsbury & Mirfield		Train on area to the side of the pitches.	Grass area		4	Training on grass area
Dewsbury Celtic RLFC	Mens 2nd	Senior	Mens	39	Crow Nest Park	Dewsbury & Mirfield		Train on area to the side of the pitches.				Training on grass area
Dewsbury Celtic RLFC	Mens Winter	Senior	Mens	39	Crow Nest Park	Dewsbury & Mirfield		Train on area to the side of the pitches.				Training on grass area
Dewsbury Celtic RLFC	Under 8s	Primary	Mixed	39	Crow Nest Park	Dewsbury & Mirfield		Train on area to the side of the pitches.				Training on grass area



**KIRKLEES  
PLAYING PITCH ASSESSMENT**

Club	Team			KKP Ref	Home Ground	Analysis Area		Training Ground	Pitch	Type	Match Equivalents	When
Dewsbury Celtic RLFC	Under 9s	Primary	Mixed	39	Crow Nest Park	Dewsbury & Mirfield		Train on area to the side of the pitches.				Training on grass area
Dewsbury Celtic RLFC	Under 10s	Primary	Mixed	39	Crow Nest Park	Dewsbury & Mirfield		Train on area to the side of the pitches.				Training on grass area
Dewsbury Celtic RLFC	Under 11s	Primary	Mixed	39	Crow Nest Park	Dewsbury & Mirfield		Train on area to the side of the pitches.				Training on grass area
Dewsbury Celtic RLFC	Under 12s	Junior	Boys	39	Crow Nest Park	Dewsbury & Mirfield		Train on area to the side of the pitches.				Training on grass area
Dewsbury Celtic RLFC	Under 13s	Junior	Boys	39	Crow Nest Park	Dewsbury & Mirfield		Train on area to the side of the pitches.				Training on grass area
Dewsbury Celtic RLFC	Under 14s	Junior	Boys	39	Crow Nest Park	Dewsbury & Mirfield		Train on area to the side of the pitches.				Training on grass area
Dewsbury Celtic RLFC	Under 15s	Junior	Boys	39	Crow Nest Park	Dewsbury & Mirfield		Train on area to the side of the pitches.				Training on grass area
Dewsbury Celtic RLFC	Under 17s	Junior	Boys	39	Crow Nest Park	Dewsbury & Mirfield		Train on area to the side of the pitches.				Training on grass area
Dewsbury Celtic RLFC	Girls Under 14s	Junior	Girls					Train on area to the side of the pitches.				
Dewsbury Rams RLFC	1st	Senior	Mens	177	The Tetleys Stadium	Dewsbury & Mirfield	177	The Tetleys Stadium	Senior		3	
Emley Moor ARLFC	1st	Senior	Mens	9915	Scisset Middle School	Rural East		Offsite training on 3G AGP in Penistone	AGP		2	
Emley Moor ARLFC	Under 7s	Primary	Mixed	9915	Scisset Middle School	Rural East		Offsite training on 3G AGP in Penistone				
Emley Moor ARLFC	Under 8s	Primary	Mixed	9915	Scisset Middle School	Rural East		Offsite training on 3G AGP in Penistone				
Emley Moor ARLFC	Under 9s	Primary	Mixed	9915	Scisset Middle School	Rural East		Offsite training on 3G AGP in Penistone				
Emley Moor ARLFC	Under 10s	Primary	Mixed	9915	Scisset Middle School	Rural East		Offsite training on 3G AGP in Penistone				
Emley Moor ARLFC	Under 11s	Primary	Mixed	9915	Scisset Middle School	Rural East		Offsite training on 3G AGP in Penistone				
Greenhead College	Under 19s	Junior	Boys	64	Greenhead College Sports Field	Huddersfield		Home ground/ Sand AGP				
Hanging Heaton ARLFC	1st	Senior	Mens	102	Bywell Playing Fields	Dewsbury & Mirfield	102	Bywell Playing Fields	Senior		2	Mon & Weds 6.30pm
Heavy Woollen Donkeys ARLFC	1st	Senior	Mens	46	Dewsbury Moor ARLFC	Dewsbury & Mirfield						
Huddersfield Giants RLFC	1st	Senior	Mens				104	Leeds Road Sports Complex	Senior		5	Weekdays 10am-12pm
Huddersfield Giants RLFC	Under 19s	Senior	Mens	89	Huddersfield YMCA Sports & Social Club	Huddersfield	104	Leeds Road Sports Complex	Senior		5	Weekdays 2-3.30pm
Huddersfield Giants RLFC	Under 16s	Junior	Boys	89	Huddersfield YMCA Sports & Social Club	Huddersfield	104	Leeds Road Sports Complex	Senior		1	Saturday, plus Weds evening on AGP



**KIRKLEES  
PLAYING PITCH ASSESSMENT**

Club	Team			KKP Ref	Home Ground	Analysis Area		Training Ground	Pitch	Type	Match Equivalents	When
Huddersfield New College	RL Academy	Senior	Mens	88	Huddersfield New College	Huddersfield		Huddersfield New College				
Dewsbury Moor ARLFC	Huddersfield Ladies Training Night	Senior	Womens				56	Fartown Arena	Senior		1	Weds 6.30-7.30pm
Huddersfield YMCA	1st	Senior	Mens	89	Huddersfield YMCA Sports & Social Club	Huddersfield		Home ground away from pitches				
Lindley Swifts ARLFC	1st	Senior	Mens	286	Birchencliffe CC	Huddersfield		Birchencliffe CC	Senior		4	
Lindley Swifts ARLFC	Under 8s	Primary	Mixed	286	Birchencliffe CC	Huddersfield		Birchencliffe CC				
Lindley Swifts ARLFC	Under 11s	Primary	Mixed	286	Birchencliffe CC	Huddersfield		Birchencliffe CC				
Lindley Swifts ARLFC	Under 13s	Junior	Boys	72	Heather Leigh Recreation Ground	Huddersfield		Birchencliffe CC				
Lindley Swifts ARLFC	Under 15s	Junior	Boys	72	Heather Leigh Recreation Ground	Huddersfield		Birchencliffe CC				
Meltham All Blacks RLFC	1st	Senior	Mens	25	Broadlands Recreation Ground	Rural West	25	Broadlands Recreation Ground	Senior		1	Thurs 7pm
Meltham All Blacks RLFC	Under 8s	Primary	Mixed	25	Broadlands Recreation Ground	Rural West	25	Broadlands Recreation Ground	Junior		1	Thursday 6pm
Meltham All Blacks RLFC	Under 9s	Primary	Mixed	25	Broadlands Recreation Ground	Rural West		Broadlands Recreation Ground				
Meltham All Blacks RLFC	Under 10s	Primary	Mixed	25	Broadlands Recreation Ground	Rural West		Broadlands Recreation Ground				
Meltham All Blacks RLFC	Under 12s	Junior	Boys	25	Broadlands Recreation Ground	Rural West	25	Broadlands Recreation Ground	Junior		1	Weds 6pm
Mirfield Stags RLFC	1st	Senior	Mens	28	Castle Hall Academy	Dewsbury & Mirfield	28	Castle Hall Academy	Senior		2	
Mirfield Stags RLFC	2nd	Senior	Mens	28	Castle Hall Academy	Dewsbury & Mirfield		Castle Hall Academy				
Moldgreen ARLFC	1st	Senior	Mens	48	Dram Sports And Community Centre	Huddersfield	48	Dram Sports And Community Centre	Senior		1	Weds 7pm
Moldgreen ARLFC	Under 9s	Primary	Mixed	48	Dram Sports And Community Centre	Huddersfield	48	Dram Sports And Community Centre	Junior		1	Thurs 5.15-6.15pm
Moldgreen ARLFC	Under 10s	Primary	Mixed	48	Dram Sports And Community Centre	Huddersfield	48	Dram Sports And Community Centre	Junior		2	Tues & Thurs 5-6pm
Moldgreen ARLFC	Under 13s	Junior	Boys	48	Dram Sports And Community Centre	Huddersfield	48	Dram Sports And Community Centre	Junior		1	Tues & Thurs 5.15-6.15pm
Moldgreen ARLFC	Under 14s	Junior	Boys	48	Dram Sports And Community Centre	Huddersfield	48	Dram Sports And Community Centre	Junior		1	Tues-Thurs 6.30-7.30pm
Moldgreen ARLFC	Under 16s	Junior	Boys	171	Standiforth Recreation Ground (Dalton Playing Fields)	Huddersfield	48	Dram Sports And Community Centre	Senior		1.5	Tues 5.30-6.30pm & Thurs 5.30-7pm
Newsome Panthers ARLFC	1st	Senior	Mens	9902	Newsome Panthers JARLFC	Huddersfield	9902	Newsome Panthers JARLFC	Senior		1	
Newsome Panthers ARLFC	Under 7s	Primary	Mixed	9902	Newsome Panthers JARLFC	Huddersfield	9902	Newsome Panthers JARLFC	Senior		1	
Newsome Panthers ARLFC	Under 8s A	Primary	Mixed	9902	Newsome Panthers JARLFC	Huddersfield	9902	Newsome Panthers JARLFC	Senior		1	
Newsome Panthers ARLFC	Under 8s B	Primary	Mixed	9902	Newsome Panthers JARLFC	Huddersfield	9902	Newsome Panthers JARLFC	Senior		1	

**KIRKLEES  
PLAYING PITCH ASSESSMENT**

Club	Team			KKP Ref	Home Ground	Analysis Area		Training Ground	Pitch	Type	Match Equivalents	When
Newsome Panthers ARLFC	Under 9s	Primary	Mixed	9902	Newsome Panthers JARLFC	Huddersfield	9902	Newsome Panthers JARLFC	Senior		1	
Newsome Panthers ARLFC	Under 10s	Primary	Mixed	9902	Newsome Panthers JARLFC	Huddersfield	9902	Newsome Panthers JARLFC	Senior		1	
Newsome Panthers ARLFC	Under 12s	Junior	Boys	9902	Newsome Panthers JARLFC	Huddersfield	9902	Newsome Panthers JARLFC	Senior		1	
Newsome Panthers ARLFC	Under 13s	Junior	Boys	9902	Newsome Panthers JARLFC	Huddersfield	9902	Newsome Panthers JARLFC	Senior		1	
Newsome Panthers ARLFC	Under 14s	Junior	Boys	9902	Newsome Panthers JARLFC	Huddersfield	9902	Newsome Panthers JARLFC	Senior		1	
Newsome Panthers ARLFC	Under 16s	Junior	Boys	9902	Newsome Panthers JARLFC	Huddersfield	9902	Newsome Panthers JARLFC	Senior		1	
Shaw Cross Sharks ARLFC	1st	Senior	Mens	153	Leeds Road Paul Hinchcliffe Ground	Dewsbury & Mirfield	153	Leeds Road Paul Hinchcliffe Ground	Senior		2	Tues & Thurs 7pm-8.30
Shaw Cross Sharks ARLFC	2nd	Senior	Mens	153	Leeds Road Paul Hinchcliffe Ground	Dewsbury & Mirfield		Leeds Road Paul Hinchcliffe Ground				
Shaw Cross Sharks ARLFC	Under 6s	Primary	Mixed	153	Leeds Road Paul Hinchcliffe Ground	Dewsbury & Mirfield		Leeds Road Paul Hinchcliffe Ground				
Shaw Cross Sharks ARLFC	Under 7s	Primary	Mixed	153	Leeds Road Paul Hinchcliffe Ground	Dewsbury & Mirfield		Leeds Road Paul Hinchcliffe Ground				
Shaw Cross Sharks ARLFC	Under 8s	Primary	Mixed	153	Leeds Road Paul Hinchcliffe Ground	Dewsbury & Mirfield	102	Bywell Playing Fields	Senior		1	Weds 5.30-6.30pm
Shaw Cross Sharks ARLFC	Under 9s	Primary	Mixed	153	Leeds Road Paul Hinchcliffe Ground	Dewsbury & Mirfield		Bywell Playing Fields				
Shaw Cross Sharks ARLFC	Under 10s	Primary	Mixed	153	Leeds Road Paul Hinchcliffe Ground	Dewsbury & Mirfield	102	Bywell Playing Fields	Senior		2	Tues & Thurs 6.15-7.15pm
Shaw Cross Sharks ARLFC	Under 11s	Primary	Mixed	153	Leeds Road Paul Hinchcliffe Ground	Dewsbury & Mirfield	102	Bywell Playing Fields	Senior		2	Tues & Thurs 6-7pm
Shaw Cross Sharks ARLFC	Under 12s	Junior	Boys	102	Bywell Playing Fields	Dewsbury & Mirfield	102	Bywell Playing Fields	Senior		1	Thurs 6.30-7.30pm
Shaw Cross Sharks ARLFC	Under 13s	Junior	Boys	102	Bywell Playing Fields	Dewsbury & Mirfield		Bywell Playing Fields				
Shaw Cross Sharks ARLFC	Under 14s	Junior	Boys	153	Leeds Road Paul Hinchcliffe Ground	Dewsbury & Mirfield		Bywell Playing Fields				
Shaw Cross Sharks ARLFC	Under 16s	Junior	Boys	153	Leeds Road Paul Hinchcliffe Ground	Dewsbury & Mirfield	102	Bywell Playing Fields	Senior		1	Weds 6-7pm
Shaw Cross Sharks ARLFC	Under 17s	Junior	Boys	153	Leeds Road Paul Hinchcliffe Ground	Dewsbury & Mirfield	102	Bywell Playing Fields	Senior		1	Weds 6.30-7.30pm
Shaw Cross Sharks ARLFC	Under 18s	Junior	Boys	102	Bywell Playing Fields	Dewsbury & Mirfield	102	Bywell Playing Fields	Senior		2	Weds & Fri 6.30-7.30pm
Shaw Cross Sharks ARLFC	Girls Under 12s	Junior	Boys	153	Leeds Road Paul Hinchcliffe Ground	Dewsbury & Mirfield		Bywell Playing Fields				
Shaw Cross Sharks ARLFC	Girls Under 14s	Junior	Boys	153	Leeds Road Paul Hinchcliffe Ground	Dewsbury & Mirfield		Bywell Playing Fields				

**KIRKLEES  
PLAYING PITCH ASSESSMENT**

Club	Team			KKP Ref	Home Ground	Analysis Area		Training Ground	Pitch	Type	Match Equivalents	When
Slaithwaite Saracens ARLFC	1st	Senior	Mens	162	Slaithwaite Spa	Rural West	153	Leeds Road Paul Hinchcliffe Ground	Senior		1	Thursday
Slaithwaite Saracens ARLFC	Under 8s	Primary	Mixed	78	Hollins Glen Recreation Ground	Rural West	78	Hollins Glen Recreation Ground	Senior		2	Weds & Saturday
Slaithwaite Saracens ARLFC	Under 10s	Junior	Boys	78	Hollins Glen Recreation Ground	Rural West	78	Hollins Glen Recreation Ground	Senior		2	Weds & Saturday
Slaithwaite Saracens ARLFC	Under 15s	Junior	Boys	162	Slaithwaite Spa	Rural West	153	Leeds Road Paul Hinchcliffe Ground	Senior		1	Thursday
St Josephs ARLFC	1st	Senior	Mens	56	Fartown Arena	Huddersfield	56	Fartown Arena	Senior		2	Tues & Thurs 6.45-8pm
St Josephs ARLFC	Under 7s	Primary	Mixed	56	Fartown Arena	Huddersfield	56	Fartown Arena	Junior		1	Saturday 10.30-11.30am
St Josephs ARLFC	Under 9s	Primary	Mixed	56	Fartown Arena	Huddersfield	56	Fartown Arena	Junior		1	Saturday 10.30-11.30am
St Josephs ARLFC	Under 12s	Junior	Girls	56	Fartown Arena	Huddersfield	56	Fartown Arena	Junior		1	Weds 6-7.30pm
St Josephs ARLFC	Girls Under 13s	Junior	Girls	56	Fartown Arena	Huddersfield	56	Fartown Arena	Junior		1	Thurs 6.30-7.30pm
St Josephs ARLFC	Girls Under 15s	Junior	Girls					Fartown Arena				
St Josephs ARLFC	Girls Under 17s	Junior	Girls					Fartown Arena				
Thornhill Trojans ARLFC	1st	Senior	Mens	135	Overthorpe Park Playing Fields	Dewsbury & Mirfield	135	Overthorpe Park Playing Fields	Senior		2	Tues & Thurs 7-8pm
Thornhill Trojans ARLFC	A	Senior	Mens	135	Overthorpe Park Playing Fields	Dewsbury & Mirfield		Overthorpe Park Playing Fields				
Thornhill Trojans ARLFC	Ladies	Senior	Womens	135	Overthorpe Park Playing Fields	Dewsbury & Mirfield	135	Overthorpe Park Playing Fields	Senior		1	Weds 6.45-8pm
Thornhill Trojans ARLFC	Under 7s	Primary	Mixed	135	Overthorpe Park Playing Fields	Dewsbury & Mirfield	135	Overthorpe Park Playing Fields	Senior		1	Thurs 6-7pm
Thornhill Trojans ARLFC	Under 8s	Primary	Mixed	135	Overthorpe Park Playing Fields	Dewsbury & Mirfield		Overthorpe Park Playing Fields				
Thornhill Trojans ARLFC	Under 8s A	Primary	Mixed	135	Overthorpe Park Playing Fields	Dewsbury & Mirfield		Overthorpe Park Playing Fields				
Thornhill Trojans ARLFC	Under 9s	Primary	Mixed	135	Overthorpe Park Playing Fields	Dewsbury & Mirfield	135	Overthorpe Park Playing Fields	Senior		1	Thurs 6-7pm
Thornhill Trojans ARLFC	Under 10s	Primary	Mixed	135	Overthorpe Park Playing Fields	Dewsbury & Mirfield	135	Overthorpe Park Playing Fields	Senior		2	Mon & Thurs 6-7pm
Thornhill Trojans ARLFC	Under 11s	Primary	Mixed	135	Overthorpe Park Playing Fields	Dewsbury & Mirfield	135	Overthorpe Park Playing Fields	Senior		2	Mon & Weds 6-7pm
Thornhill Trojans ARLFC	Under 18s	Junior	Boys	135	Overthorpe Park Playing Fields	Dewsbury & Mirfield	135	Overthorpe Park Playing Fields	Senior		2	Tues & Thurs 6.30-7.30pm
Underbank Rangers ARLFC	1st	Senior	Mens	176	The Cross Grounds	Rural West	176	The Cross Grounds	Senior		2	Mon/Thurs & Wed/Fri
Underbank Rangers ARLFC	Winter	Senior	Mens	176	The Cross Grounds	Rural West		The Cross Grounds				

**KIRKLEES  
PLAYING PITCH ASSESSMENT**

Club	Team			KKP Ref	Home Ground	Analysis Area		Training Ground	Pitch	Type	Match Equivalents	When
Underbank Rangers ARLFC	Under 7s	Primary	Mixed	176	The Cross Grounds	Rural West		The Cross Grounds				
Underbank Rangers ARLFC	Under 12s	Junior	Boys	176	The Cross Grounds	Rural West	176	The Cross Grounds	Senior		2	Weds & Fri 6-7pm
Underbank Rangers ARLFC	Under 15s	Junior	Boys	176	The Cross Grounds	Rural West	176	The Cross Grounds	Senior		2	Tues & Thurs
Underbank Rangers ARLFC	Under 17s	Junior	Boys	176	The Cross Grounds	Rural West	176	The Cross Grounds	Senior		2	Weds & Sun
Kirklees College	1st	Junior	Boys	104	Leeds Road Sports Complex	Huddersfield						